

SAACS Advisory Board Monthly Statistical Update

- FY 2024 YTD THROUGH DECEMBER 2023 -

STRATEGIC PRIORITY #1: Enhanced Enforcement

SERVICE REQUESTS RECEIVED

Includes requests from residents through 3-1-1.

Priority Level	1	2	3	4	5	6	7	8	9	TOTAL
Historic Average*	0	690	2,414	1,166	2,220	429	5,974	3,060	4,101	20,055
Actuals	0	826	2,791	1,235	2,100	467	7,275	3,135	6,003	23,832
Variance	0	136	377	69	(120)	38	1,301	75	1,902	3,777

COMPLIANCE (SLA) RATE

Percent of initial requests from residents that are responded to within established SLA.

Priority Level	1	2	3	4	5	6	7	8	9	TOTAL
Historic Average*	0.0%	97.5%	84.8%	42.7%	63.1%	96.7%	53.1%	91.2%	99.7%	76.2%
Actuals	0.0%	98.4%	79.2%	37.1%	47.3%	97.6%	29.3%	85.9%	99.3%	66.3%
Variance	0.0	0.9	(5.6)	(5.6)	(15.8)	0.9	(23.8)	(5.3)	(0.4)	(9.9)

PRIORITY 1: Calls by default are assigned priority level 1 but reassigned when reviewed.

PRIORITY 2: Sick/ Injured, SAPD Officer Standby

PRIORITY 3: Bites (Critical), Cruelty

PRIORITY 4: Illegal Sales

PRIORITY 5: Aggressive (Critical), Bites (Non-Critical)

PRIORITY 6: Neglect, Trapped/Confined

PRIORITY 7: Aggressive (Non-Critical)

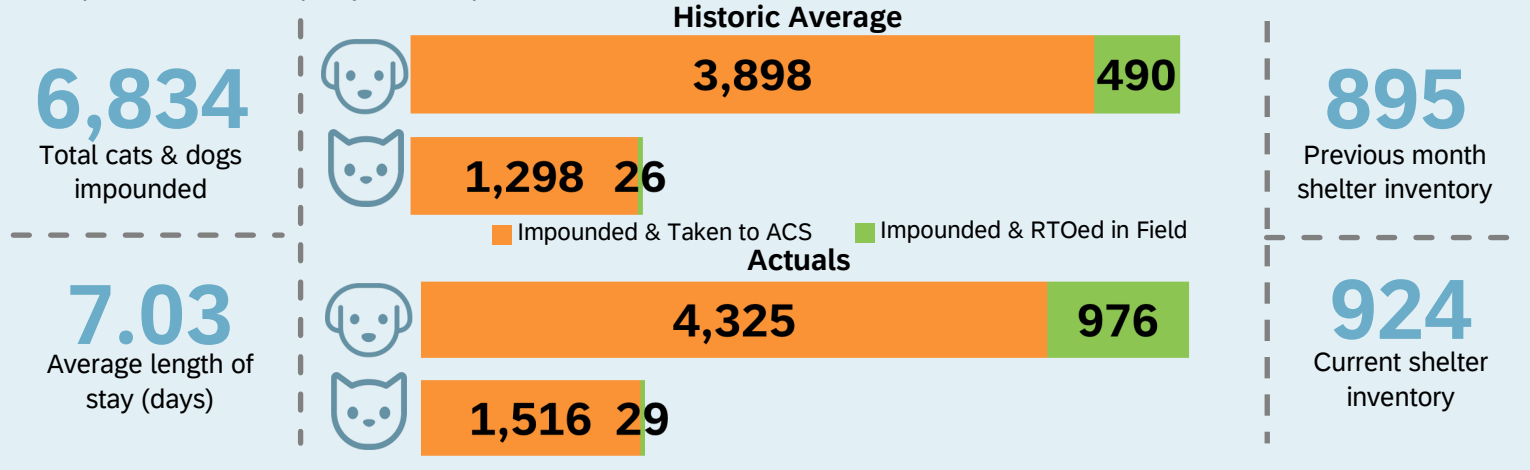
PRIORITY 8: Public Nuisance, Permits

PRIORITY 9: Stray/ Roaming, Customer Service Compliments / Complaints

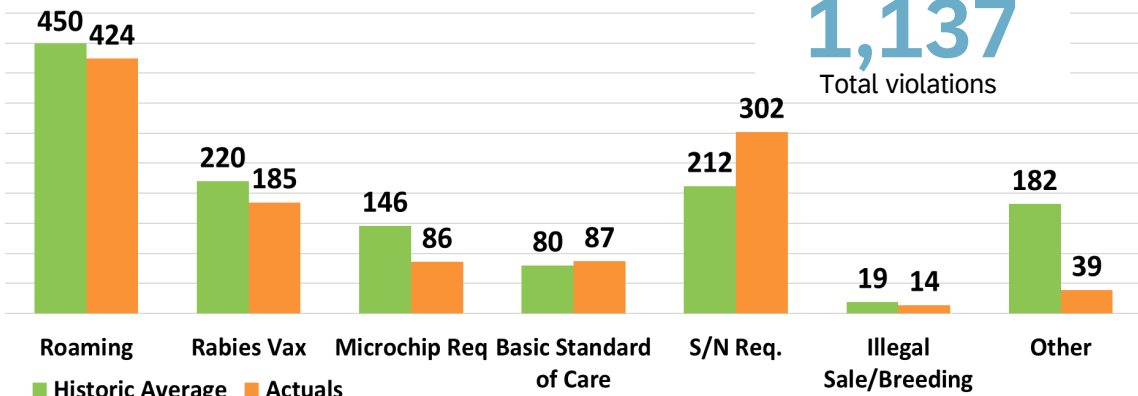
* As of July 2022, ACS has revised it's priority level system. Historical averages have been updated to fit new definitions

SHELTER INTAKE

"Impounded & RTOed in Field" are pets that were impounded and immediately returned to their owner by the impounding Officer. These pets did not take up any kennel space at ACS.



VIOLATIONS ISSUED BY ACS



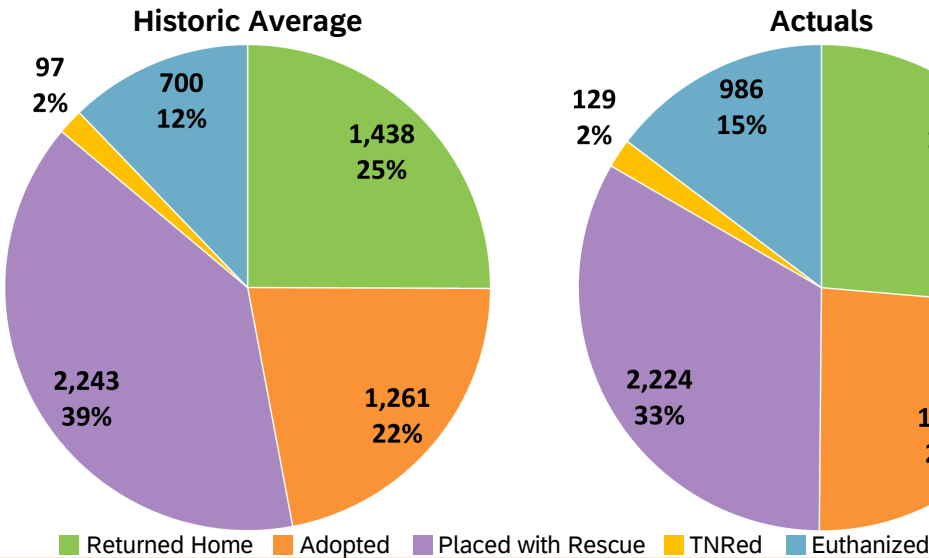
"OTHER" can include animal abandonment/neglect, illegal tethering, aggressive/dangerous dog violation, permit violations, illegal animals, nuisance, inhumane trapping, cruelty, animal fighting, notice of violations, and more.

* Numbers include only civil citations and notices of violation

* Historic Average = Prior 3 Year Rolling Average

STRATEGIC PRIORITY #2: Increase Live Release Rate

PET PLACEMENT (QUANTITY & PERCENTAGE)



5,691

Pets found homes

9.7%

(or 652^A pets)
Euthanized for space

^AAs of Feb 2023, this number now inclu. Euth. Capacity- Healthy and Euth. Capacity- Manageable, Rehab, Untreatable.

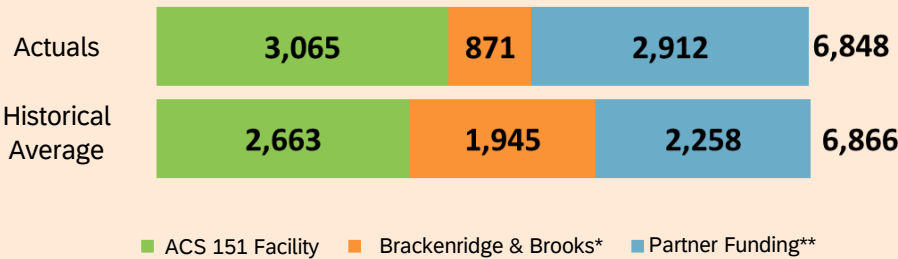
85.2%

Live Release Rate

STRATEGIC PRIORITY #3: Control Stray Animal Population

SPAY/NEUTER SURGERIES

Data for contracted services is based upon the month when ACS receives invoice/report from partner.

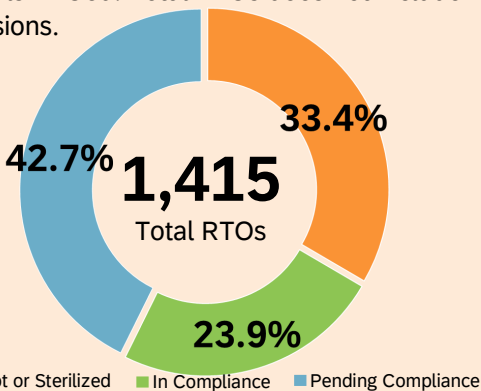


*Some facility actuals are pending due to reporting delays.

**Some partner actuals are pending due to reporting delays.

S/N REQUIREMENT

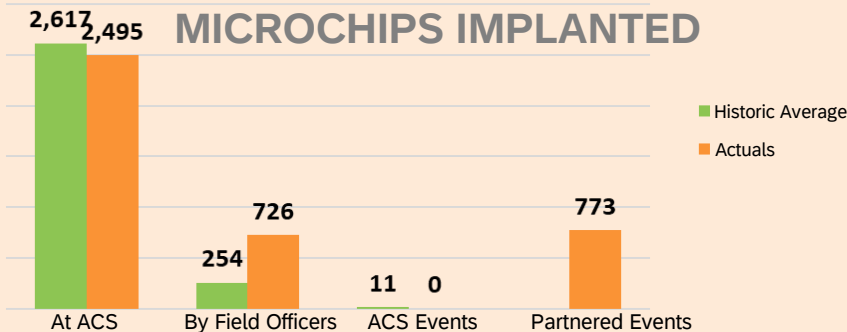
Sterilization agreement compliance rates for animals RTOed. Total RTOs does not include diversions.



DEATH BY VEHICLES

	Historic Average	Actuals	Variance
Dogs	2,336	2,538	202
Cats	2,621	3,014	393
TOTAL	4,957	5,552	595

MICROCHIPS IMPLANTED



STRATEGIC PRIORITY #4: Engage & Educate

	Historic Average	Actuals	Variance
Volunteer Hours	1,720	276	(1,444)
Media Interactions	220	767	547

2,975,447

Digital Outreach

298,366

Digital Engagement