

Emergency Housing Assistance Program (EHAP) and Texas Eviction Diversion Program Update (TEDP)

Culture & Neighborhood Services Committee

March 10, 2021

Presented by Verónica R. Soto,
FAICP Director



Emergency Housing Assistance Program

Created in April 2020

- In response to COVID-19

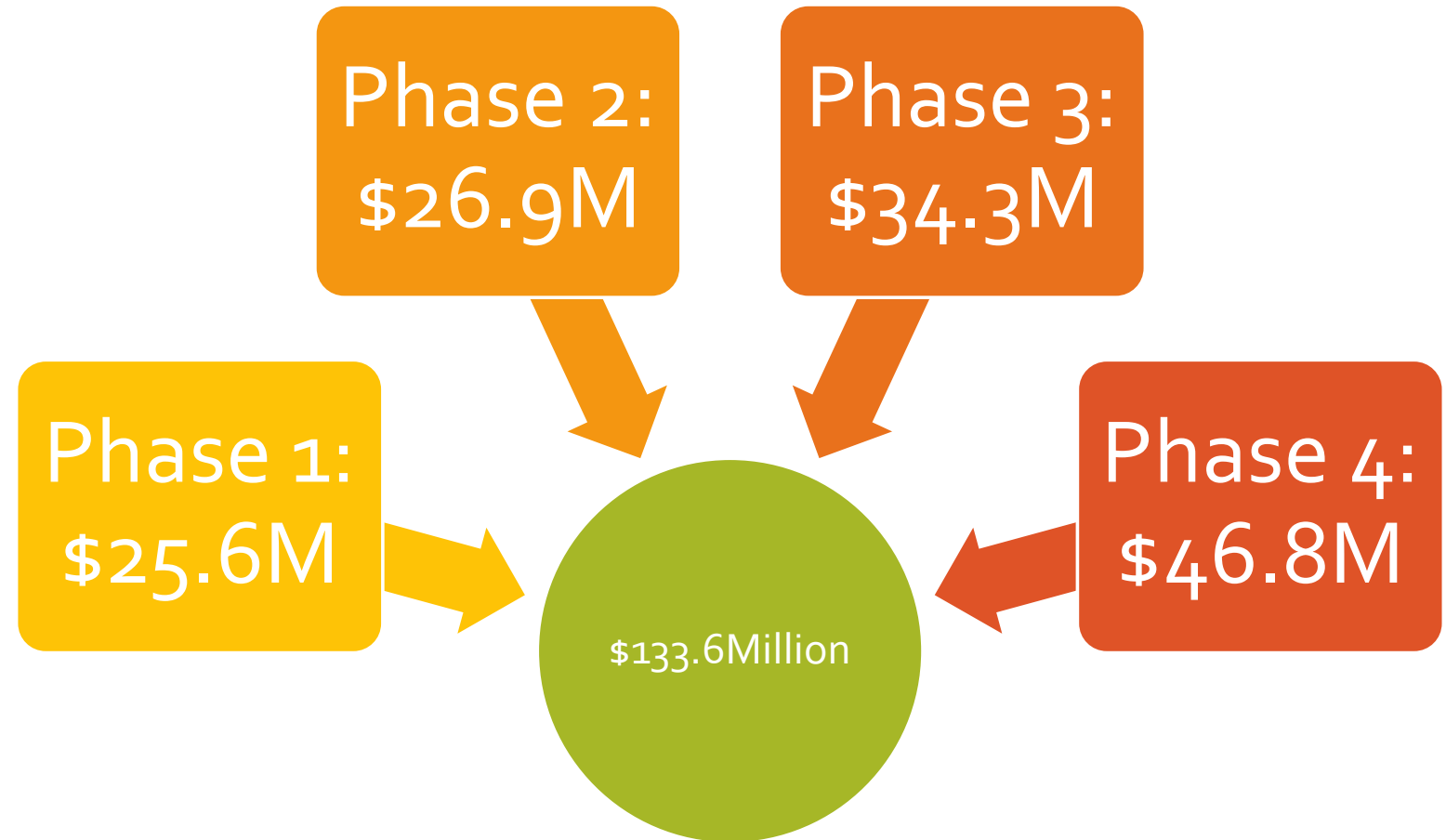
Eligibility

- City of San Antonio and Bexar County Resident
- COVID-19 Hardship
- <80% AMI

Assistance Provided

- Rental
- Mortgage
- Utility
- Local, State and Federal Benefit Enrollment

Emergency Housing Assistance Program Budget





Rent & Mortgage: \$60.3M




CPS: \$5.7M



SAWS: \$0.9M



Internet: \$0.3M



Cash Assistance: \$8.0M

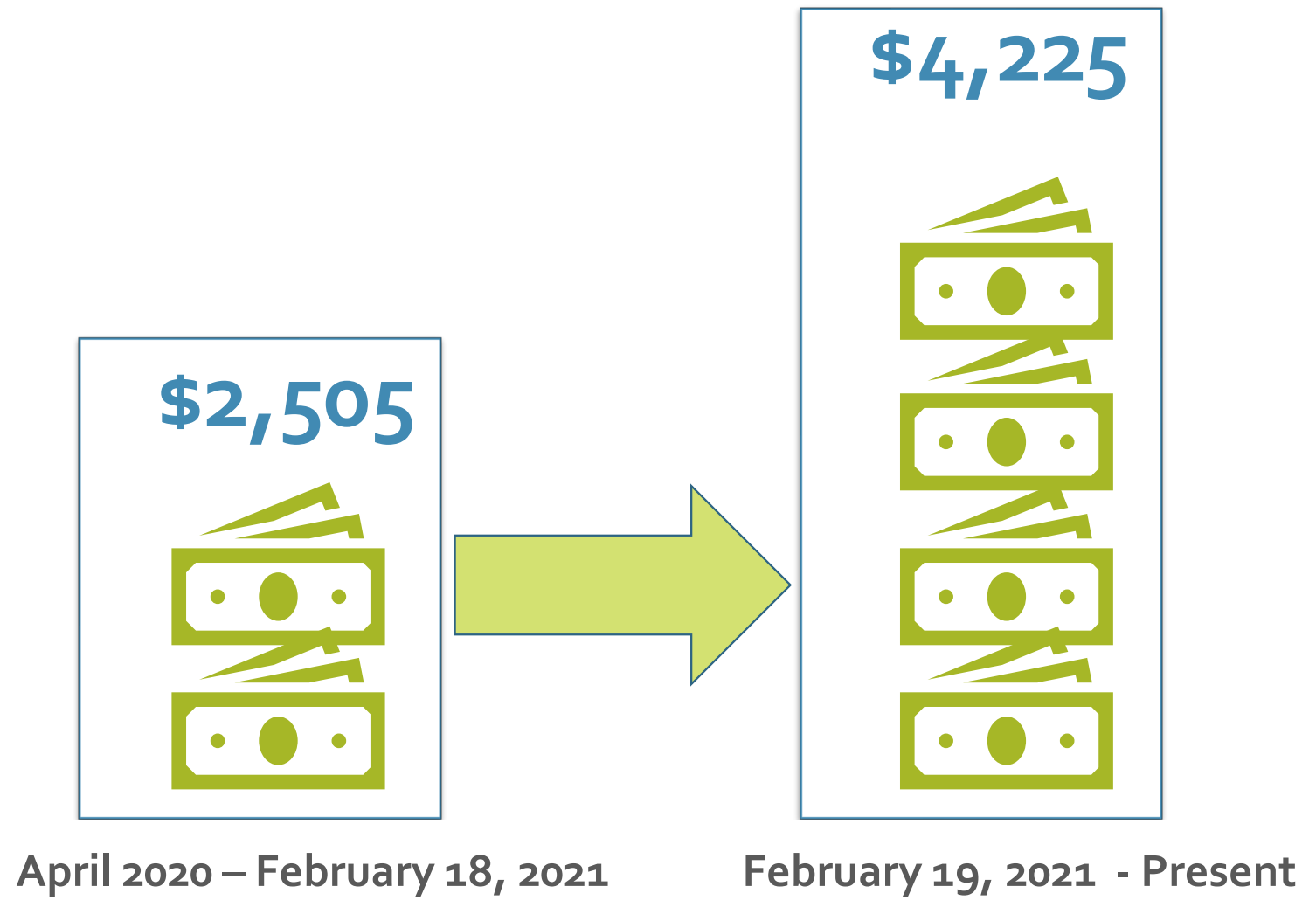
Emergency Housing Assistance Program
Total Assistance Approved: \$75.2 Million
as of March 9, 2021

Allowance effective February 18, 2021

	*Term	Rent/Mortgage	SAWS	CPS	Internet
≤50%	9 months	✓	✓	✓	✓
51% - 80%	6 months	✓	✓	✓	✓

*Complete reset. All applicants will be eligible for 6 months or 9 months regardless of prior assistance.

Average Assistance Per Household



EHAP Application

Asks client if they need assistance other than rent or mortgage and utilities.

Benefits Navigators

Benefit Navigators perform an assessment for each referral received to determine the most appropriate available assistance

To Date

364 Referrals placed for Social Service or Financial and Budgeting Assistance (February 19-Present)

Referral System Update

Texas Eviction Diversion Program

November 2020- Present

- Created by order of Governor Abbot in October 2020
- City began administering in November 2020
- Initial \$600k award expended as of March 1
- Program will continue using \$360k TERAP set-aside funding

Eligibility

- Bexar County Resident
- COVID-19 Hardship
- Must have an eviction on file

Total Rental Assistance Provided

- Up to 6 months, including at least 1 in arrears
- 90 Households Assisted
- Total Amount expended: \$539,377
- Average Household Assistance Provided: \$5,994

Eviction Hearing Outcomes

- Courts that are hearing cases are accepting declarations to reset or dismiss cases.
- City staff available at Court, declarations available

Precinct	Status	Cases Dismissed	Resets	Default Judgements	Judgement for Plaintiff	Jury Request
1	Pl.1: All hearings Pl. 2: All Hearings	240	236	334	289	7
2	Reduced hearing schedule	315	230	424	131	6
3	All Hearings	215	486	458	144	3
4	All Hearings	545	736	778	414	12
Total:		1,256	1,638	1,638	934	27
As Percent of Total:		22%	33%	28%	16%	<1%

- Data collected by COSA courts team staff June 15th- March 5th

Emergency Housing Assistance Program (EHAP) and Texas Eviction Diversion Program Update (TEDP)

Culture & Neighborhood Services Committee

March 10, 2021

Presented by Verónica R. Soto,
FAICP Director

