

# **City of San Antonio - Digital Inclusion**

**Innovation and Technology Committee**

**March 23<sup>rd</sup> , 2021**



**Brian Dillard, Chief Innovation Officer**

# Agenda

---



- **Connected Beyond the Classroom Update**
  - **San Antonio ISD, Edgewood ISD, Harlandale ISD**
- **Collaborative Edgewood ISD Pilot**
- **Community Digital Equity Strategy**

# **City of San Antonio Digital Inclusion**

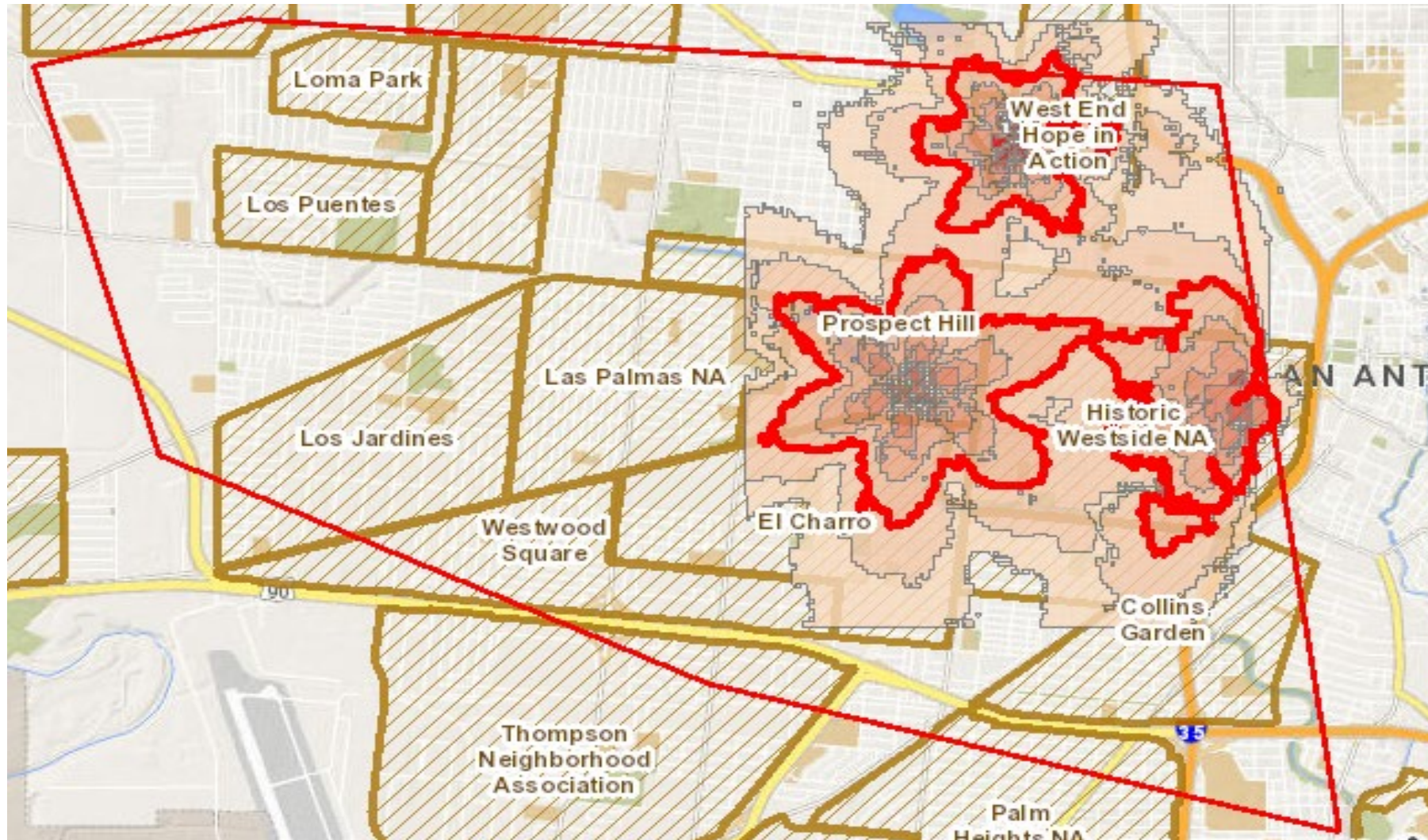


**‘Connected Beyond the Classroom’  
Digital Inclusion Project**

# Expected Outcomes

- The development of a flexible distance learning network that aims to:
  - Provide in-home school system access for up to 20,000 students within the priority neighborhoods
  - Not be dependent on any one technology
  - Leverage collective capabilities and assets of all partners (vendor contracts, buying power, fiber, vertical assets, networks, etc.,) that can be applied within each neighborhood
  - Use multiple funding models to grow and sustain the network

# Connected Beyond the Classroom



# CBTC Collaboration Process: SAISD Pilot



The Connected Beyond the Classroom project is following a structured process to ensure collaboration and commitment to the sustainability of the network.

1. **Introduce Concept**– Complete
2. **Provide Proposal**– Complete
3. **Receive ISD Approval**– Complete
4. **Create Design Plan**–Complete
5. **Initiate Project**– Complete
6. **Updated Coverage Maps**– Complete
7. **Bring in Students**– Once students have been identified by ISD a technology pick-up process is implemented to safely provide students home equipment and installation instructions
8. **Evaluation**– TAMUSA is creating a survey and will be capturing impact through surveys and interviews with students, family, staff, leadership, and community.

# Bringing in Students: SAISD Pilot



- 560 units distributed to SAISD
- Working w/SAISD to scale to current capacity of 1200 through March
- 800 additional students will be added through May once Bazan and Collins are complete in early May.
- SAISD will be lead on identifying and deploying equipment to students
- Technical support will be provided by CoSA/TAMUSA



# CBTC Collaboration Process: EISD & HISD



The Connected Beyond the Classroom project is following a structured process to ensure collaboration and commitment to the sustainability of the network.

- 1. Introduce Concept**– Complete
- 2. Provide Proposal**– Complete
- 3. Receive ISD Approval**– Complete
- 4. Create Design Plan**–CoSA and selected vendor initiate a walk thru and assessment of facilities to firm up costs and timeline for the project.

# Collaborative EISD Pilot



# City of San Antonio Digital Inclusion



## Community Digital Equity Strategy

# Where are we (going)?

- **San Antonio IS a national leader for digital inclusion**
- **Building from a foundation that we created over several years**
- **Centering our work on the efforts City Council already built through the guiding principles of the recovery and resiliency plan**
- **Leveraging what we've learned from the community re: needs and challenges**
- **Continued focus on three legs of the digital inclusion stool**
- **Strong collaboration to leverage skills, resources, and talents**
- **Current national momentum to accelerate our strategy and efforts**
- **Build a road map to make us 'shovel ready' to apply/receive funding support**

# San Antonio: National Leader in Digital Inclusion



- Digital Inclusion Alliance of San Antonio
  - 40+ organizations
- Digital Equity embedded in Smart Cities DNA
- City & County 2020 Digital Inclusion Survey and Assessment
- NDIA 2020 Digital Inclusion Trailblazer
- Digital Inclusion Pillar: Recovery and Resiliency Plan
  - Connected Beyond the Classroom
    - Leveraging of Resources & Partners
    - Holistic eco-system approach (3 legs of the stool)

# Where are we (going)?

- San Antonio IS a national leader for digital inclusion
- **Building from a foundation that we created over several years**
- **Centering our work on the efforts City Council already built through the guiding principles of the recovery and resiliency plan**
- Leveraging what we've learned from the community re: needs and challenges
- Continued focus on three legs of the digital inclusion stool
- Strong collaboration to leverage skills, resources, and talents
- Current national momentum to accelerate our strategy and efforts
- Build a road map to make us 'shovel ready' to apply/receive funding support

# Guiding Principles

---

## Public Health and Safety

- Ensure continued COVID-19 related public health and safety while building resilience and fostering economic stability for households, nonprofits and businesses.

## Equity

- Imbed equity in policy decisions and distribution of resources.

## Braided Funding

- Appropriately integrate local, state and federal resources to achieve maximum impact.

## Community Resilience

- Ensure households and businesses affected by COVID-19 have the resources and tools to become financially resilient and better prepared to withstand future economic challenges.

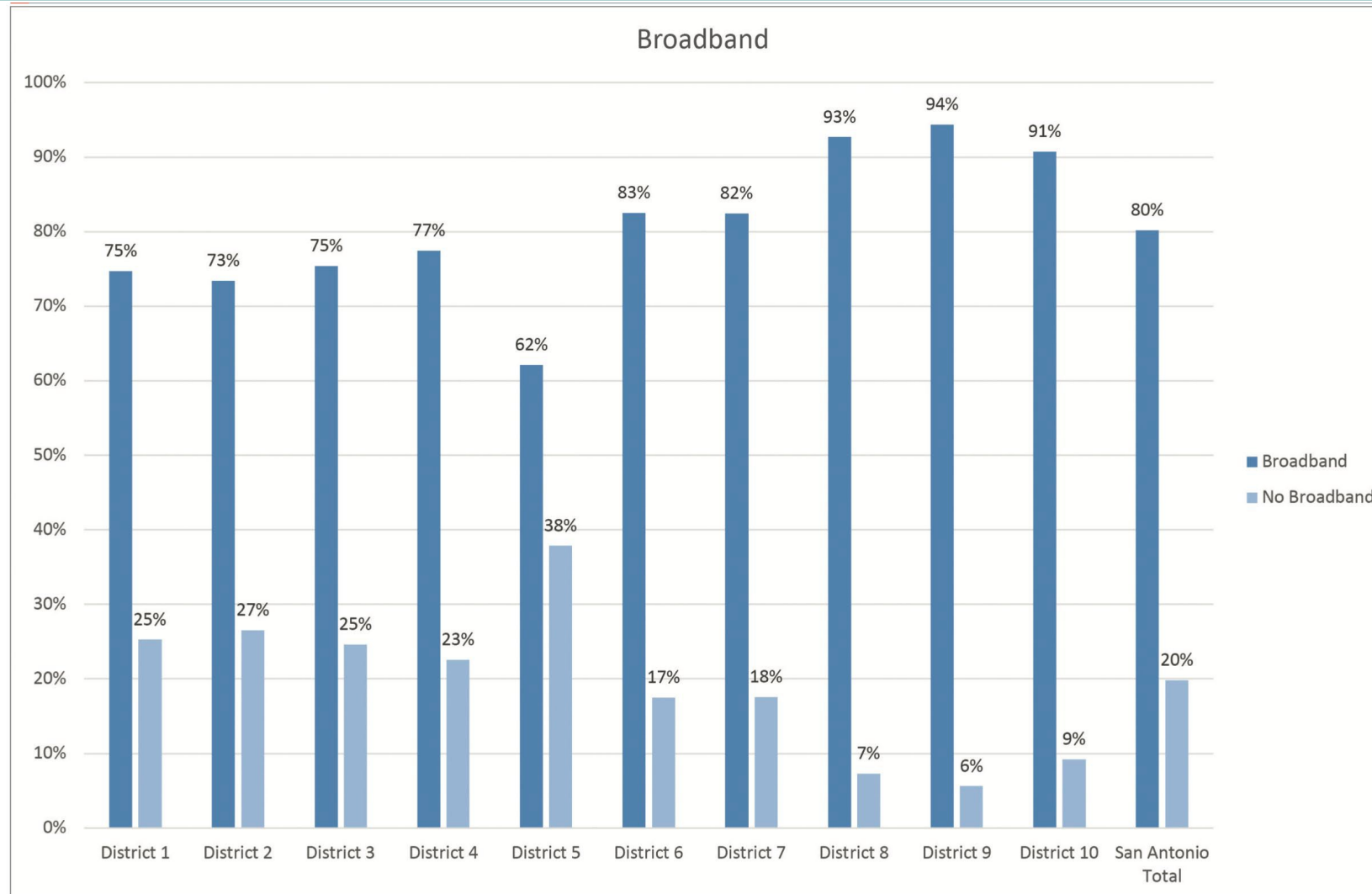
## Well-Being

- Strengthen generational family well-being built upon a solid foundation of thriving non-profit organizations.

# Where are we (going)?

- San Antonio IS a national leader for digital inclusion
- Building from a foundation that we created over several years
- Centering our work on the efforts City Council already built through the guiding principles of the recovery and resiliency plan
- **Leveraging what we've learned from the community re: needs and challenges**
- Continued focus on three legs of the digital inclusion stool
- Strong collaboration to leverage skills, resources, and talents
- Current national momentum to accelerate our strategy and efforts
- Build a road map to make us 'shovel ready' to apply/receive funding support

# Broadband Internet Access (before COVID)



# Digital Inclusion Report Insights



- Respondents reflected a knowledge of the value of digital connectivity
  - Internet Access = Opportunity
- Disparities exist across the board regarding digital inclusion for San Antonio residents
- Disparities shown from the Digital Inclusion report reflect confirmed racial/income inequities
- Disparities are tied to education, income, and where you live in San Antonio

# Digital Inclusion Report Insights

---



- **Barriers:**
  - **Affordability**
  - **Access to Device**
  - **Unreliable Internet Connectivity**
  - **Safety/Privacy**


# Where are we (going)?

- San Antonio IS a national leader for digital inclusion
- Building from a foundation that we created over several years
- Centering our work on the efforts City Council already built through the guiding principles of the recovery and resiliency plan
- Leveraging what we've learned from the community re: needs and challenges
- **Continued focus on three legs of the digital inclusion stool**
- Strong collaboration to leverage skills, resources, and talents
- Current national momentum to accelerate our strategy and efforts
- Build a road map to make us 'shovel ready' to apply/receive funding support

# Three Legs of Digital Inclusion



**Broadband  
Internet  
Access**



**Digital  
Literacy**

**Access to Devices**

# Where are we (going)?

- San Antonio IS a national leader for digital inclusion
- Building from a foundation that we created over several years
- Centering our work on the efforts City Council already built through the guiding principles of the recovery and resiliency plan
- Leveraging what we've learned from the community re: needs and challenges
- Continued focus on three legs of the digital inclusion stool
- **Strong collaboration to leverage skills, resources, and talents**
- Current national momentum to accelerate our strategy and efforts
- Build a road map to make us 'shovel ready' to apply/receive funding support

# Where are we (going)?

- **San Antonio IS a national leader for digital inclusion**
- **Building from a foundation that we created over several years**
- **Centering our work on the efforts City Council already built through the guiding principles of the recovery and resiliency plan**
- **Leveraging what we've learned from the community re: needs and challenges**
- **Continued focus on three legs of the digital inclusion stool**
- **Strong collaboration to leverage skills, resources, and talents**
- **Current national momentum to accelerate our strategy and efforts**
- **Build a road map to make us 'shovel ready' to apply/receive funding support**

# Digital Inclusion Momentum

- 2020 Coronavirus Aid, Relief, and Economic Security Act (CARES Act) | \$150 billion
- Emergency Broadband Benefit | \$3.2 Billion | FCC
- Broadband Expansion to Underserved Communities | \$300 Million | NTIA
- Office of Minority Broadband Initiatives | \$285 Million | NTIA
- Office of Internet Connectivity and Growth | NTIA
- American Rescue Plan Act of 2021
- Etc...



# What's Next?

# Comprehensive Digital Equity Strategy SA & Bexar County



## Deliverables

- Alignment across key stakeholders** on the objectives (e.g., equity, focus areas, adoption levels, sustainable solutions)
- Community-level map of the gaps** for broadband, devices, digital literacy across the City and County
- Fact base on barriers to access** including availability, affordability, and adoption
- Recommendations to close the gap** impacting households, students, older adults, veterans, workforce, telemed and the justice system
- Roadmap and activation plan** with timelines, milestones, stakeholder roles, and required investment for key initiatives
- Method to track and monitor progress and outcomes**
- Buy-in from local partners and community** to ensure all committed to the strategy and execution

Step  
**0** (4 weeks)

## Planning & Alignment

Facilitate **stakeholder interviews** to align on shared goals and priority focus areas

- Research to understand **status of the needed data**:
- Supply side: infra., speeds, costs
  - Demand side: household tech access, key barriers

**Engage local partners** (incl. providers) to ensure buy-in

Step  
**1** (6 weeks)

## Understand the fact base & needs

Conduct interviews and collect data to **map infrastructure & understand address-level options**

- Analyze barriers to access:
- **Run surveys / focus groups** to identify key barriers to adoption
  - Partner with districts to **analyze engagement and adoption rates**

Synthesize primary issues and **identify highest priority areas** to focus on

Step  
**2** (4 weeks)

## Create a strategy to address the needs

Facilitate 1-2 workshops to assess technical & financial requirements **and pressure-test solutions**

- Recommend **solutions and path forward** for key topics:
- Strategy and initiatives
  - Ongoing data tracking
  - Partnerships and procurement
  - Funding and policies
  - Leadership, stakeholder engagement, and activation plan

Evaluate and develop solutions impacting **households, students, older adults, veterans, workforce, telemed and the justice system**



# Public-Private-Community Partnership



## SAN ANTONIO Digital Inclusion Alliance



# Roadmap to be 'Shovel Ready'

- **Leveraging Opportunities for our Community:**
  - **Emergency Broadband Benefit | \$3.2 Billion | FCC**
  - **Broadband Expansion to Underserved Communities | \$300 Million | NTIA**
  - **Office of Minority Broadband Initiatives | \$285 Million**
  - **Office of Internet Connectivity and Growth | NTIA**
  - **American Rescue Plan Act of 2021**

# **City of San Antonio - Digital Inclusion**

**Innovation and Technology Committee**

**March 23<sup>rd</sup> , 2021**



**Brian Dillard, Chief Innovation Officer**