









1

STONE OAK

-  23-004 ENROLLMENT AREA
-  300-FT BUFFER
-  GCW HABITAT - DIRECT IMPACTS
-  GCW HABITAT - INDIRECT IMPACTS
- Bexar_Dec02_karstzones_revised**
-  1
-  KARST FAUNA REGIONS