

# **Healthy Food Access Roadmap**

*Metro Health  
June 27, 2024*



# Agenda

---

- Background
- Food Insecurity Assessment
- Organizational Alignment
- Coordinated Action
- Food Access & Nutrition Initiatives



# Background

---

- January 11, 2022 - CCR filed by Councilmembers Jalen McKee-Rodriguez and Ana Sandoval
  - CCR directed City staff to establish a roadmap to address disparities in food access across San Antonio
- Metro Health presented the following recommendations to CHECC in October 2022:
  1. **Plan and administer** food insecurity assessment
  2. **Convene partners** to address food insecurity in a holistic way
  3. **Develop metrics** to gauge progress in addressing food insecurity
  4. **Support coordinated action** among partners



# Defining the Problem



Image adapted from: Hendriks, S.L. (Ed.). (2019). Food Security Policy, Evaluation and Impact Assessment (1<sup>st</sup> ed.) Routledge.



# By the Numbers



- **17.6%** of San Antonio residents in poverty
- **14%** of Bexar County residents experience food insecurity
- **20%** of children in San Antonio experience food insecurity
- **~250,000** children participate in the National School Lunch Program
- **~150,000** children participate in School Breakfast Program

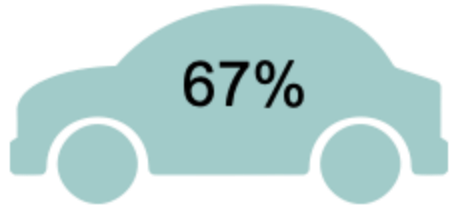
*Sources: US Census Bureau ACS 5-year 2015-2019; Feeding America Map the Meal Gap - 2019 data; Annie E. Casey Foundation Kids Count Data 2019; US Census Bureau 2020-2021*

# Tradeoffs

---



Had to choose  
between food and  
utilities



Had to choose  
between food and  
transportation



Had to choose  
between food and  
medical care



Had to choose  
between food and  
housing



Had to choose  
between food and  
education

Adapted from Feeding America, 2014



# Food Insecurity Assessment

Plan and Administer Assessment

# Food Insecurity Assessment

UT Health Houston's School of Public Health conducted a Food Assessment

- Data Dashboard: State of Food Insecurity
- Law & Policy Review
- Lived Experience and Community Assets



**Data collection on the nature and severity of food insecurity in San Antonio and an analysis of its root causes and health impacts.**



**SAN ANTONIO  
FOOD INSECURITY ASSESSMENT:  
LAW AND POLICY REVIEW AND**

**A Law and Policy Review of statutes and public policies that contribute to food insecurity at the federal, state and local level.**

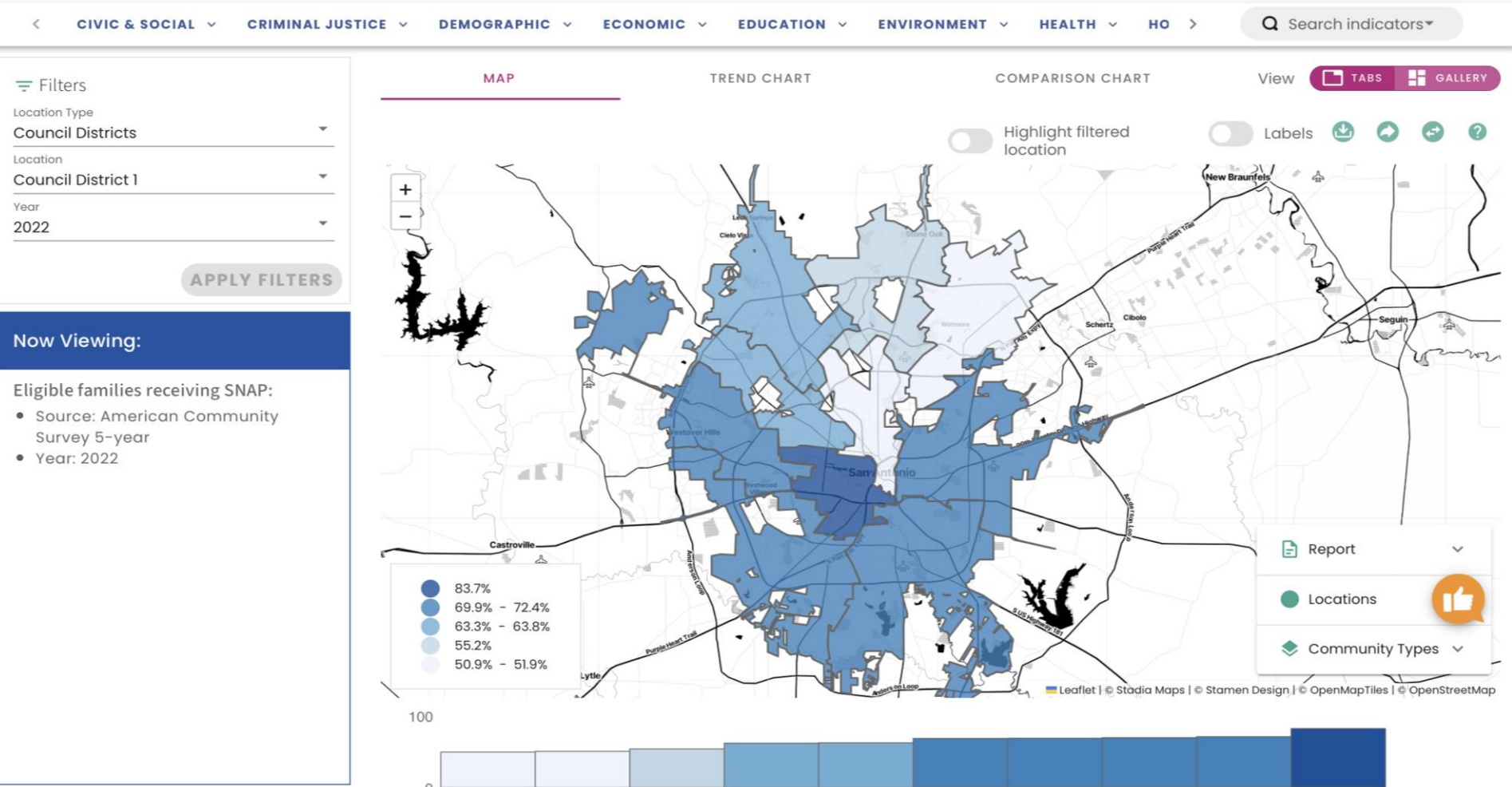
[DOWNLOAD PDF](#)



**An analysis of existing resources and community assets that support food resiliency (to center perspectives of those with lived experience through participatory action research).**



# Data Dashboard



# Law and Policy Review

---

**180+** Federal, State, and Local Laws and Policies Reviewed



**Strongly Evidence-Based:** *Robust research supports efficacy in improving food security*



**Moderately Evidence-Based:** *Research supports efficacy, but evidence or the intervention itself is limited in scope in improving food security*



**Limited Evidence-Based:** *Research is limited or mixed in improving food security*



**Insufficient Evidence:** *Research is minimal or nonexistent in improving food security*



**Evidence of Ineffectiveness:** *Substantial evidence exists and does not generally support effectiveness in improving food security or may worsen it*

# Community Participatory Research

---



**5** Community Conversations

**3** Focus Groups



**398** Surveys Completed



# Alignment

Convene Partners to Address Food Insecurity

## SA Forward

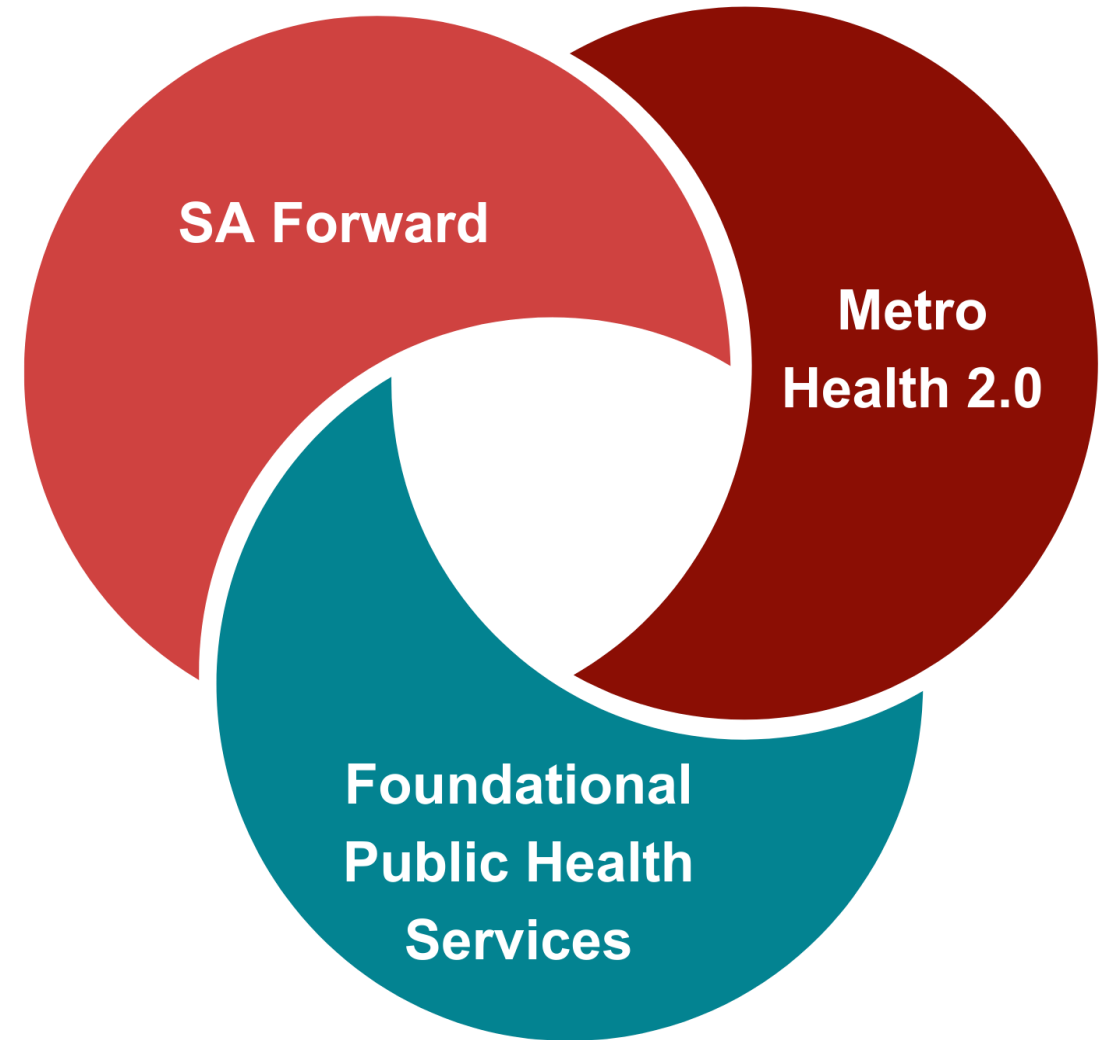
- *Access To Care*
- *Food Insecurity & Nutrition*
- *Health Equity & Social Justice*

## Metro Health 2.0

- *Public Health Law & Governance*
- *Partnerships*
- *Community Engagement*

## Foundational Public Health Services

- *Foundational Areas*
  - *Chronic Disease & Injury Prevention*
  - *Access to & Linkage with Clinical Care*
- *Foundational Capabilities*
  - *Community Partnership Development*
  - *Equity*
  - *Policy Development & Support*





# Policy & Civic Engagement Office



**Advance** equitable systems, conditions, and policies (department, local and state)



**Strengthen** our Backbone Role



**Shape** a community of health advocates

# Health Equity in All Policies



## Established PaCE Office

- 11 Full-time Staff

## \$2.7 Million Budget

- \$200K Food Assessment
- \$30K Pop-up Markets
- \$1.1mil to Community Partners

# Shifts in Policy



- Prioritize funding for programs and services that provide food assistance, increase access to nutritious foods, and promote food security.
- Adoption of Metro Health priority in CoSA Legislative Agenda
- 88th Legislative Session
  - HB 1743 passed
  - HB 1287 passed

# Shifts in Practice



- Workgroup convened monthly since March 2023
- **7** sectors are represented within the workgroup
- **40** participants regularly attend
- Membership requirements:
  - **2** agency leads
  - **1** person with lived experience



**Commitment  
to the work  
2030**

## Health Equity Network Partner Onboarding Packet







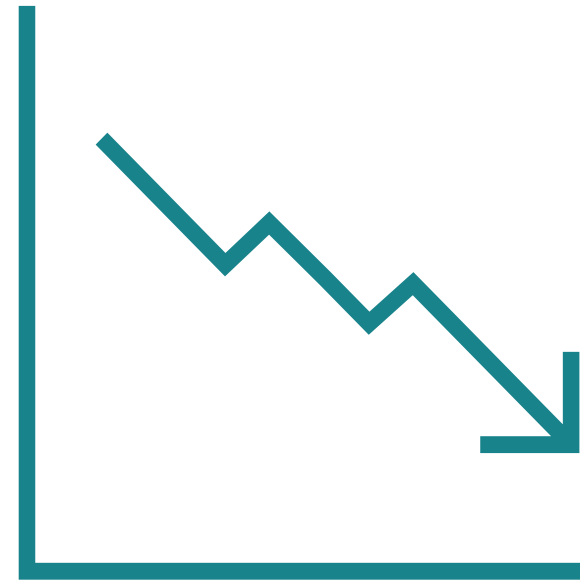
# Coordinated Action

Develop Metrics to Gauge Progress

# Goal



- Decrease Food Insecurity from **14.6%** to **10%** for all Bexar County residents by 2030
- Coordinate with cross-sector partners to reduce food insecurity rate



# ROADMAP



## Phase 1 - 2022

Gather Information and  
Build Trust

Staff the Initiative

Develop RFP for Food  
Insecurity Assessment

## Phase 2 - 2023

Define the Problem and  
Set a Goal

Convene Food Insecurity  
Workgroup

Complete Food Insecurity  
Assessment (Part 1 and 2)

## Phase 3 - 2024

Identify Solutions and  
Metrics

Secure Commitment to  
the Work

Complete Food Insecurity  
Assessment (Part 3)

## Phase 4 - 2025 & Beyond

Data Collection: Test  
Strategies, Monitor and  
Scale

Shared Communication

Funding Strategic  
Alignment

# Partner Commitments



Strategy	How Much	How Well
Strengthen Charitable Food Systems	# of meals distributed # food distribution events	% increased coordination of services
Increase Participation in Federal Food Programs	# public awareness campaigns Increase # navigators	% increased awareness % increase in applications
Improve Housing Stability	# of educational campaigns	% knowledge increase

# Health Equity Pop-up Markets



**June  
19**

**Gardopia**

**July  
26**

**YWCA**

**September  
21**

**YWCA**

**September  
22**

**Gardopia**

**Date  
TBD**

**SA Food Bank**



# Hunger Action Month (September)

---

- Citywide Campaigns
- Coordinated Storytelling
- Champion these Initiatives





# Food Access and Nutrition

Increase Access to Healthy Food

# Urban Farm Pilot Project FY24

## Food Policy Council of San Antonio



**October:** FY24 Budget Amendment to award Food Policy Council of San Antonio \$60,000 to establish leases with three urban farmers on City owned vacant lots



**December:** Metro Health established Steering Committee to include Sustainability, Parks, Innovation, Public Works, CCDO, and EDD



**December:** Developed Scope of Work for Master Lease Agreement between COSA and Food Policy Council (FPC)



**January-May:** Worked with Public Works and FPC to identify potential lots from *Database of City Owned Properties*, toured lots, conducted canvassing process on four lots

# Next Steps for Urban Farm Project



1

Final review  
of city-owned  
lots for  
feasibility

2

Work with CAO to  
develop formal  
agreement with  
Food Policy  
Council

3

Execute  
Agreement with  
Food Policy  
Council

4

Food Policy  
Council will  
conduct  
application and  
selection process  
for farmers

5

Food Policy  
Council will  
execute sub-  
agreements with  
farmers



# **Foodways - Smart Cities Initiative**

## *Increasing People's Accessibility and Connectivity to Healthy Food*

- 
- **Metro Health is one of three cities serving as advisors to the Foodways Initiative to help identify food deserts and increase access to healthy food options.**
  - **SplusM LLC received funding through the U.S. Department of Transportation to develop the two tools below:**
    - Decision Tool for Community Partners - To identify areas of food insecurity and transportation gaps.
    - Mobile App for Residents - Helps connects residents to food and transportation options.
  - **Project became designated as a Smart Cities project by the Office of Innovation in 2023.**



# The Million Gardens Project



facebook



Melissa Batanero

12m · 2



we received our vegetable garden kit. Thank you [Lisette Cantu](#) and to BGGREEN for the contribution. We can't wait to get started. 🌱🌱



👍❤️ You, Donna Tamez and 2 others

1 comment



Love



Comment



Share

Video: <https://www.youtube.com/watch?v=RoxpbpMWevM>



# Healthy Neighborhoods' Teaching Gardens



Pecan Valley WIC



Villa Coronado Park



Salinas WIC





# Healthy Corner Stores



Video: <https://www.youtube.com/watch?v=WJqs8vxGJQw>

# Healthy Corner Stores & Double Up Food Bucks

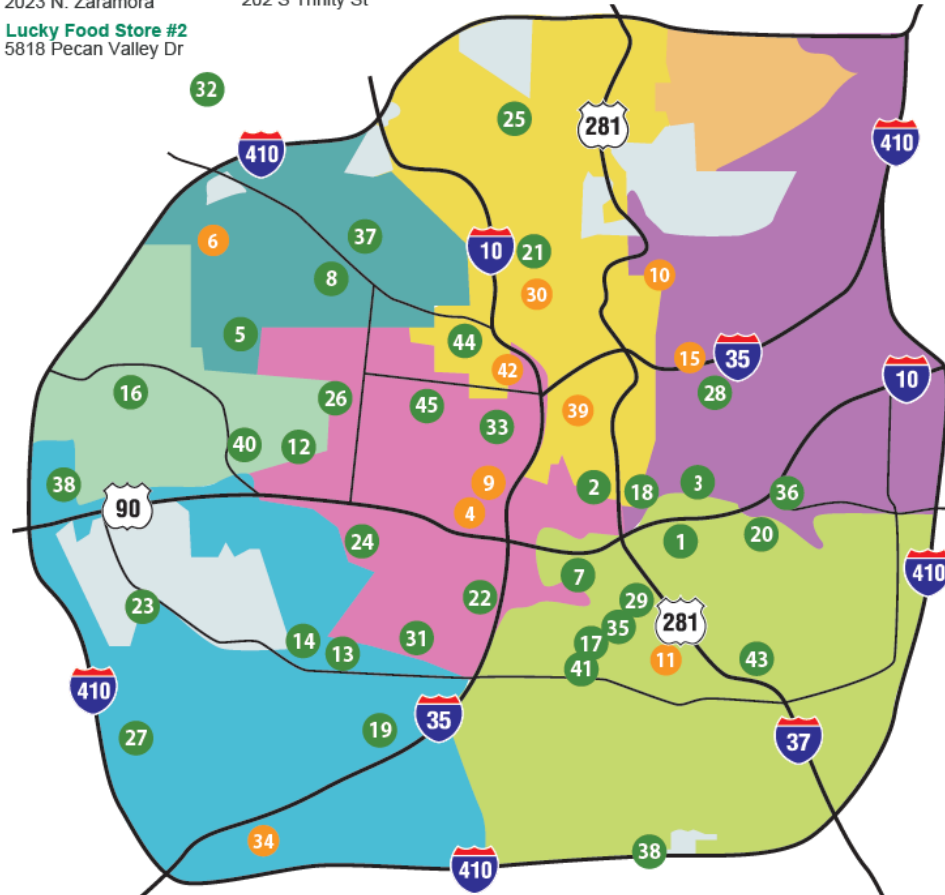


## Healthy Corner Stores

Fresh & affordable produce in your neighborhood



1. **ABC Food Mart**  
1250 E Highland Blvd
2. **AM Stop**  
602 Labor St
3. **Amanda Food Mart**  
651 Porter St
4. **Amigos Food Mart**  
2106 S. Zarzamora
5. **ANC Express**  
4069 Culebra Rd
6. **Bayeh SC LLC**  
4302 Callaghan Rd
7. **Best Mart**  
703 Mission Rd
8. **Big Star Food Mart**  
2409 NW 36th St
9. **Chicho Boys Fruit Market**  
1631 S Laredo St, 78207
10. **Convenient Food Mart**  
3500 Broadway
11. **Diamond Food Mart**  
451 Hot Wells
12. **El Paso Food Mart**  
5219 El Paso St
13. **EZ Shop #3**  
1130 New Laredo Hwy
14. **EZ Shop Store**  
223 Bynum Ave
15. **Fort Sam Chevron**  
2207 N. Interstate 35
16. **Gas n Go**  
8102 W Military Dr
17. **Gas N Go**  
4674 S Presa St
18. **Hackberry Food Mart**  
1242 S Hackberry
19. **Grandma B's Meat Market**  
7802 Somerset Rd
20. **Highland Food Mart**  
2402 Hicks Ave
21. **Isi-Kat Quick Mart**  
1619 Blanco Rd
22. **J&J Food Mart**  
806 Commercial Ave
23. **Kim's Express**  
5402 W Military Dr
24. **Lucky Food Store**  
946 Cupples
25. **Lucky Corner Store**  
4823 Blanco Rd
26. **M&I Meat Market & Grocery**  
5106 W Commerce St
27. **M&S Express**  
5775 Ray Ellison Blvd
28. **Malik Food Market**  
913 N Mittman St
29. **Maxi Food Mart**  
1626 Guadalupe St
30. **Midtown meetup**  
801 W Russell
31. **Nicks Mart**  
473 Laredo HWY
32. **Om Food Mart**  
5901 Danny Kaye Dr
33. **Pik Nik Foods 3**  
919 Guadalupe St
34. **Palo Alto Chevron**  
9222 Poteet Jordanton Fwy N
35. **Popular Food Mart**  
1439 E Southcross Blvd
36. **Q Food Mart**  
415 Pecan Valley Dr
37. **Quick Stop**  
1311 N Hamilton Ave
38. **Red Rooster**  
10637 S East Loop 410
39. **Royal Blue**  
122 E Houston St #101
40. **Shell Food Mart**  
702 S Acme Rd
41. **Skyway Mart**  
6226 S Flores St
42. **Stop 1 Mart**  
2023 N. Zaramora
43. **Lucky Food Store #2**  
5818 Pecan Valley Dr
44. **Texas Meat Market No 3**  
1429 Donaldson Ave
45. **Trinity Food Mart**  
202 S Trinity St



Green = Existing Store  
Orange = New Store

District 1  
District 2  
District 3  
District 4  
District 5  
District 6  
District 7  
District 8  
District 9  
District 10

### Fiscal Year 2024:

45 member stores

1 Double Up store (Chicho Boys)

## HAVE SNAP?

Get **MORE** fruits & veggies with  
**DOUBLE UP FOOD BUCKS TEXAS!**



**BUY \$1**  
WITH SNAP




**GET \$1**  
MORE FRUITS & VEGGIES

For more information visit:  
[sanantonio.gov/healthycornerstores](https://sanantonio.gov/healthycornerstores)

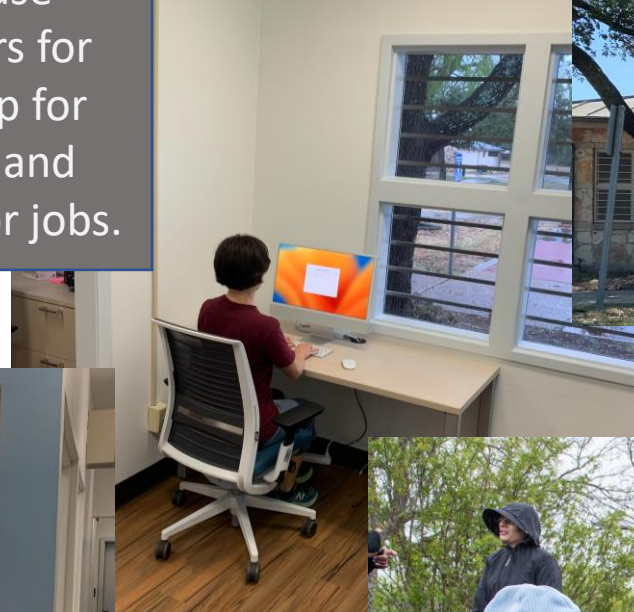


# Resource Center at Villa Coronado

Commercial  
fridges for food  
recovery.



Public use  
computers for  
signing up for  
benefits and  
applying for jobs.



Classroom and  
meeting room  
space for  
educational  
classes and  
support groups.



Vegetable  
gardening and  
fruit trees.







**THANK YOU!**

**Questions?**

**[HealthEquityNetwork@sanantonio.gov](mailto:HealthEquityNetwork@sanantonio.gov)**

