



# Airport Operating & Capital Budget

## FY2025 PROPOSED BUDGET

Wednesday, August 21, 2024  
City Council Budget Work Session – Airport  
Presented by: Jesus H. Saenz, Jr., IAP





# Overview

- Proposed FY 2025 Operating Budget
- FY 2024 Performance Summary
- Six Year Capital Improvement Plan (CIP)
- Presolicitation Briefings for:
  - Airfield Safety Enhancement & Improvements Program
  - Ground Transportation Center Phase (Ph) 1



Customs & Border Protection



Maintenance/Facilities Team



Transportation Security Admin.

# FY 2025 Airport Overview

## Enterprise Fund with funding from:

- Tenant & Passenger User Fees
- Federal Grants

## Federal Law Mandates Airport Revenues To Be Used for Airport Operations

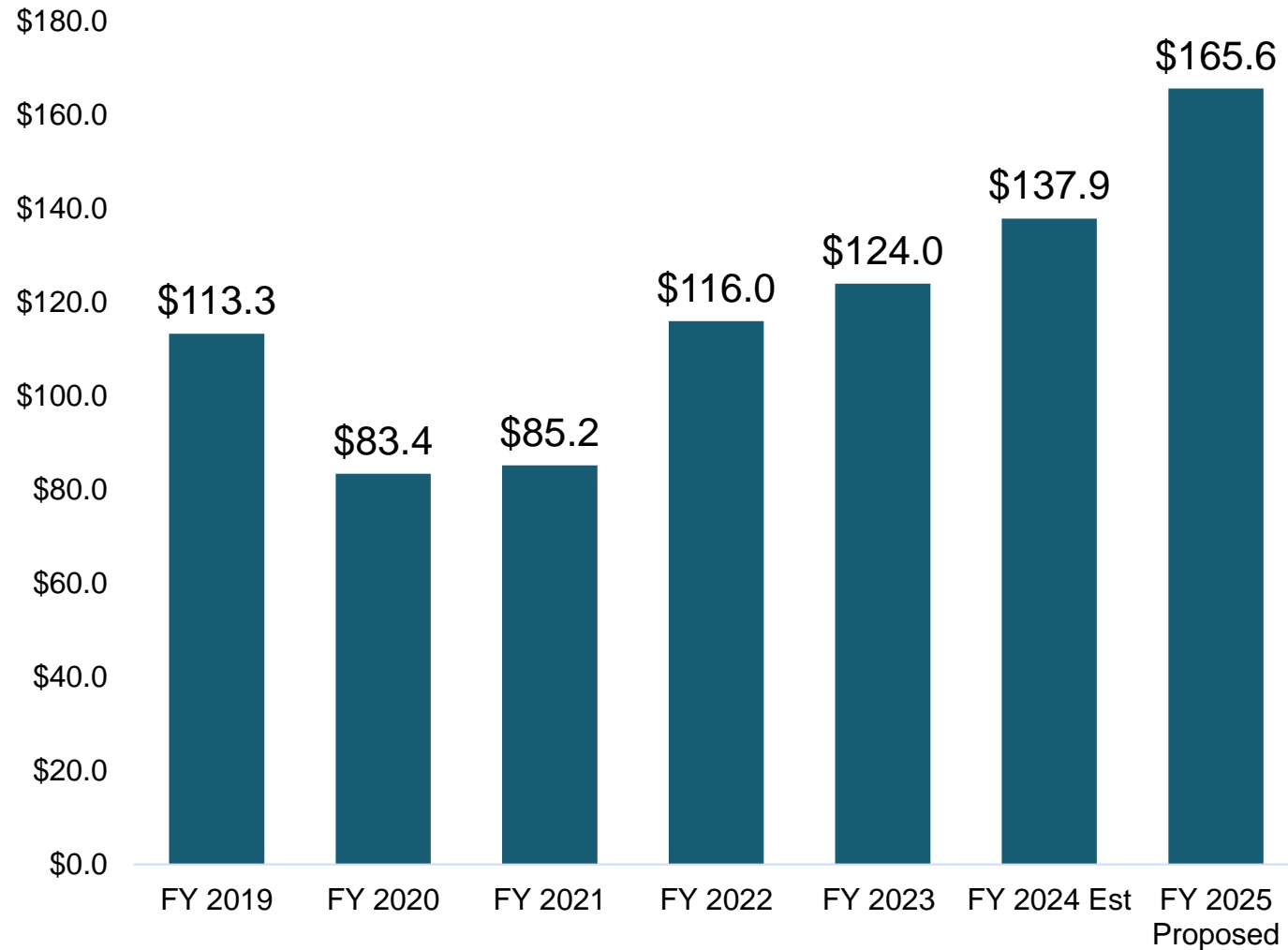
## FY 2025 SA Airport System Total Employees

- SAT: 479 Positions
- SSF: 8 Positions



# FY 2025 Proposed Revenues

## History of Airport Revenues



Excludes federal funding support from COVID

## Projected **20.1% Increase** Over FY 2024

- **Airline Revenues: Increased by \$23.4M**
  - Major contributors to increases:
    - Landing Fees increased by \$8.2M
    - Terminal rents increased by \$9.4M
- **Non-Airline Revenues: Increased by \$4.4M**
  - Concessions & parking revenues were the major contributors -- combined increase of \$4.3M



# FY 2025 Proposed Budget

Fund	FY 2024 Adopted	FY 2024 Revised	FY 2025 Proposed	% over FY 2024 Adopted
Operating & Maintenance	\$120.0	\$122.5	\$127.1	5.9%
Capital Improvement Fund Transfer	15.0	20.9	36.8	145.0%
Restricted Funds	34.8	34.8	40.4	16.2%
Capital	252.9	252.9	291.9	15.5%
Total	\$422.7	\$431.1	\$496.2	17.4%

ARPA/CARES Grants	\$1.7	\$1.7	\$0.7
-------------------	-------	-------	-------

Positions	FY 2024	FY 2025	Variance
Positions	487	487	0

# FY 2025 Revenue Enhancement

## New General Aviation (GA) Fees To Recover Costs to Maintain Facilities

- GA Landing Fees
- GA Federal Inspection Station Fees

*Stakeholders impacted development of proposed rates*

## Increase Aircraft Remain Overnight Parking (RON) Fees

- Rate increase to \$150 from current fee of \$125



# FY 2025 Performance Measures

Department Wide Performance Measure	FY 2023 Result	FY 2024 Target	FY 2024 Estimate	FY 2025 Target
Air Service				
Number of Nonstop Destinations	40	42	45	48
Total Number of Passengers	10,368,135	10,908,403	11,240,009	11,632,960
Terminal Development Program (TDP)				
% TDP Design Completion	N/A	30%	30%	70%
Number of TDP or TDP Related Projects Under Construction	N/A	2	2	7
% TDP \$ Spent	1%	8%	4%	11%
Passenger Experience				
% of Passengers Through Security Checkpoints < 15 Minutes	N/A	N/A	N/A	85%
% of Passengers Through Customs < 30 Minutes	N/A	N/A	N/A	85%



# Economic Impact Study of Airport System

**\$7.4  
Billion**

Economic Impact of  
SAT & SSF Airports

**55,000  
Jobs**

Jobs Supported by SAT  
& SSF



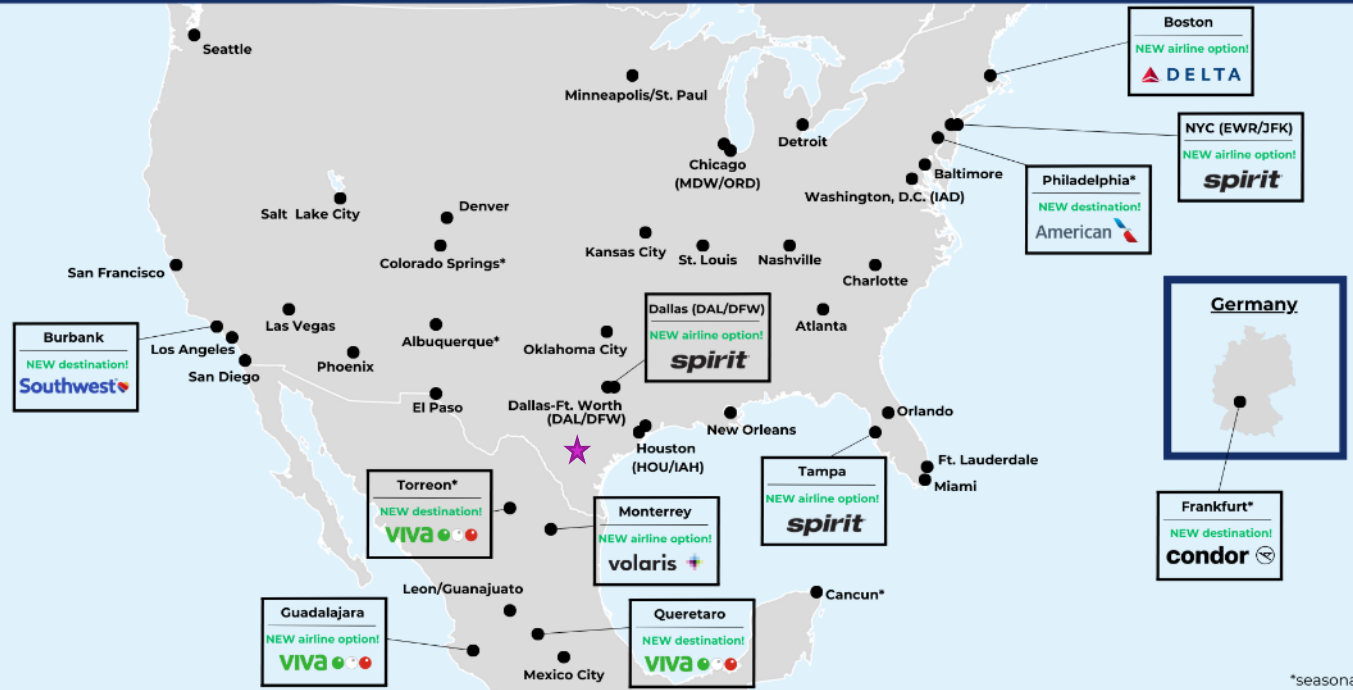


# Air Service Overview

## San Antonio International Airport

- 45 Nonstop Destinations served by 14 Domestic & International Airlines
  - Compared to 2019:
    - Nonstops increased **18.4%**
    - Seat Capacity increased **16%**

## 45 Nonstop Destinations *and growing*



## NEW DESTINATIONS



DEPARTING

AIRLINE

DATE

Queretaro



12/01/2023

Frankfurt



05/17/2024

Torreon



06/01/2024

Burbank



06/04/2024

Philadelphia



06/05/2024

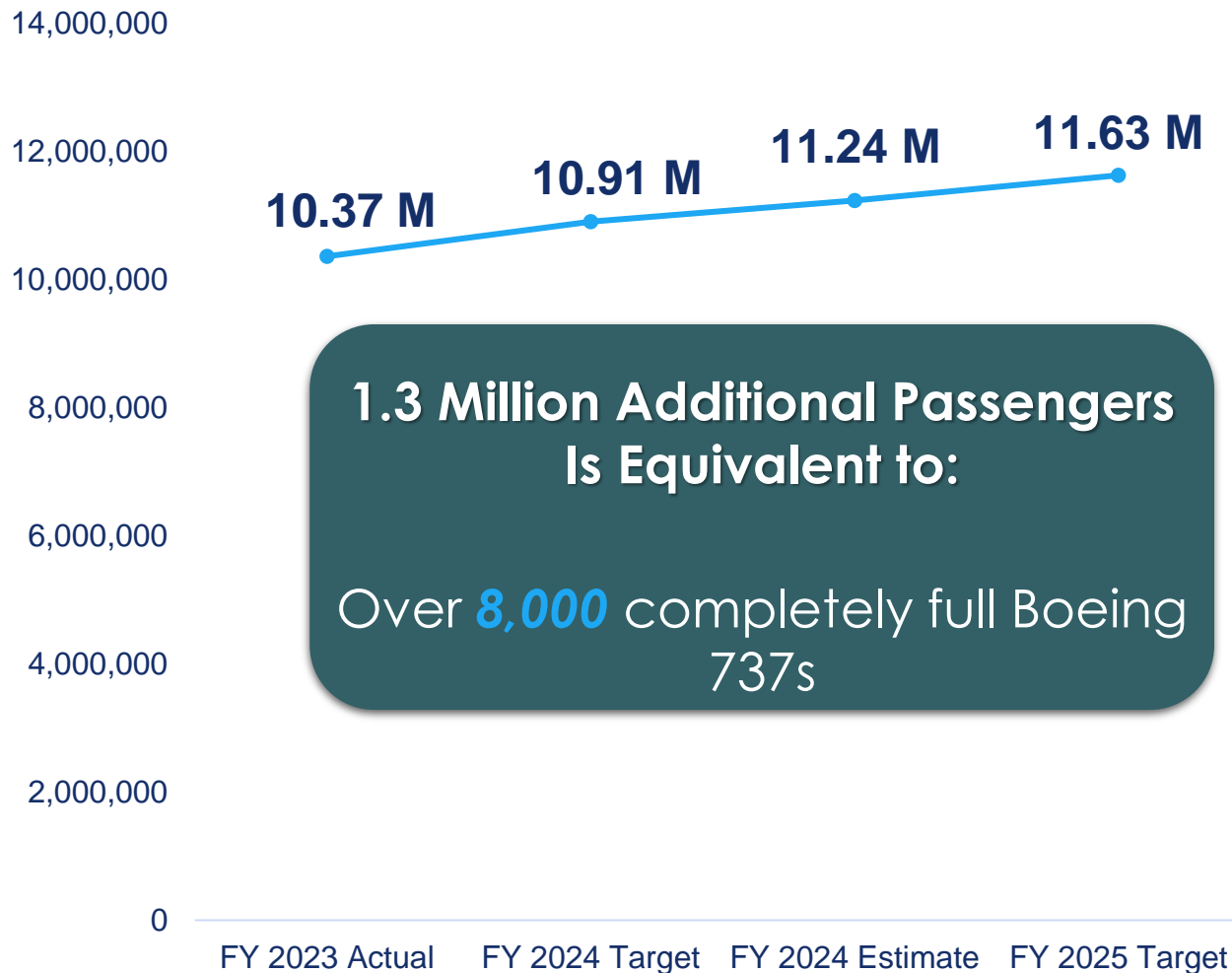
Boston



11/11/2024

# FY 2024 Passenger Growth

## Projected Passenger Growth: 8% Over FY 2023



Continued **back-to-back record-breaking months** that began May 2023...with July 2024 becoming **our busiest month EVER!**

**+6% Enplanement Growth Post-COVID**  
SAT's recovery (2023 vs 2019) is ranked **8<sup>th</sup>** out of 33 Medium Hub US Airports (ACI Survey)

**20% increase in international travel** due to new service to Frankfurt & 7 markets in Mexico

**Airline Negotiations in Final Stages** – Signatory Airlines are committed to SAT and its Expansion



# FY 2024 Federal Partnerships & New Opportunities

## Passage of Reauthorization Bill Included Several Wins For San Antonio

### Bipartisan Effort for SA to DCA Route on American Airlines



## New technologies to improve energy efficiencies & enhancing safety

Advanced Research Project Agency with  
Department of Energy,  
UTSA & CPS Energy



Runway Incursion Prevention through  
Situational Awareness



# Capital Project Grants History

## Awarded \$36 Million in FY 2024

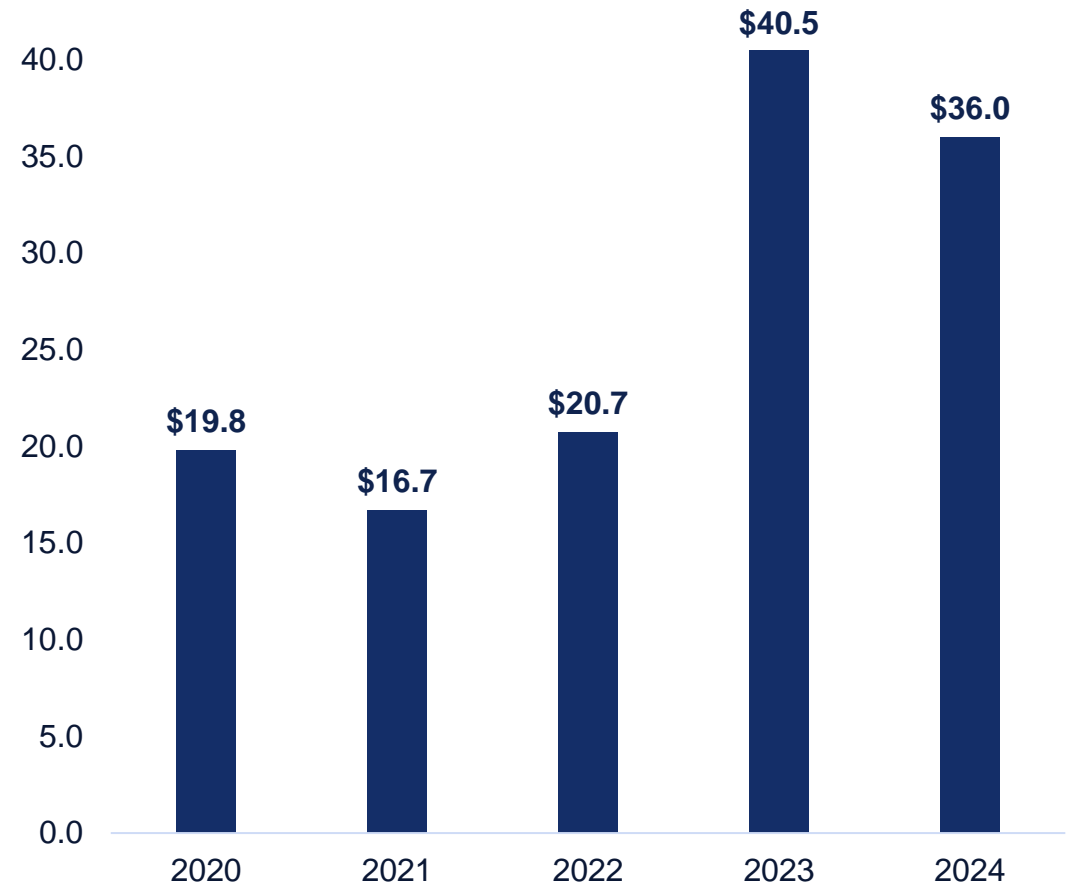
- Terminal A (TA) Ground Load Facility
- TA Electrical System Upgrade & Expansion
- Taxiway N
- Environmental Assessment for the Airfield Safety Enhancement & Improvement Program

Awaiting Notification on Grant Applications for up to an additional \$25.5 Million



Excludes federal funding support from COVID

## \$133.7 Million Federal Grants Awarded 2020 through 2024 for CIP Program





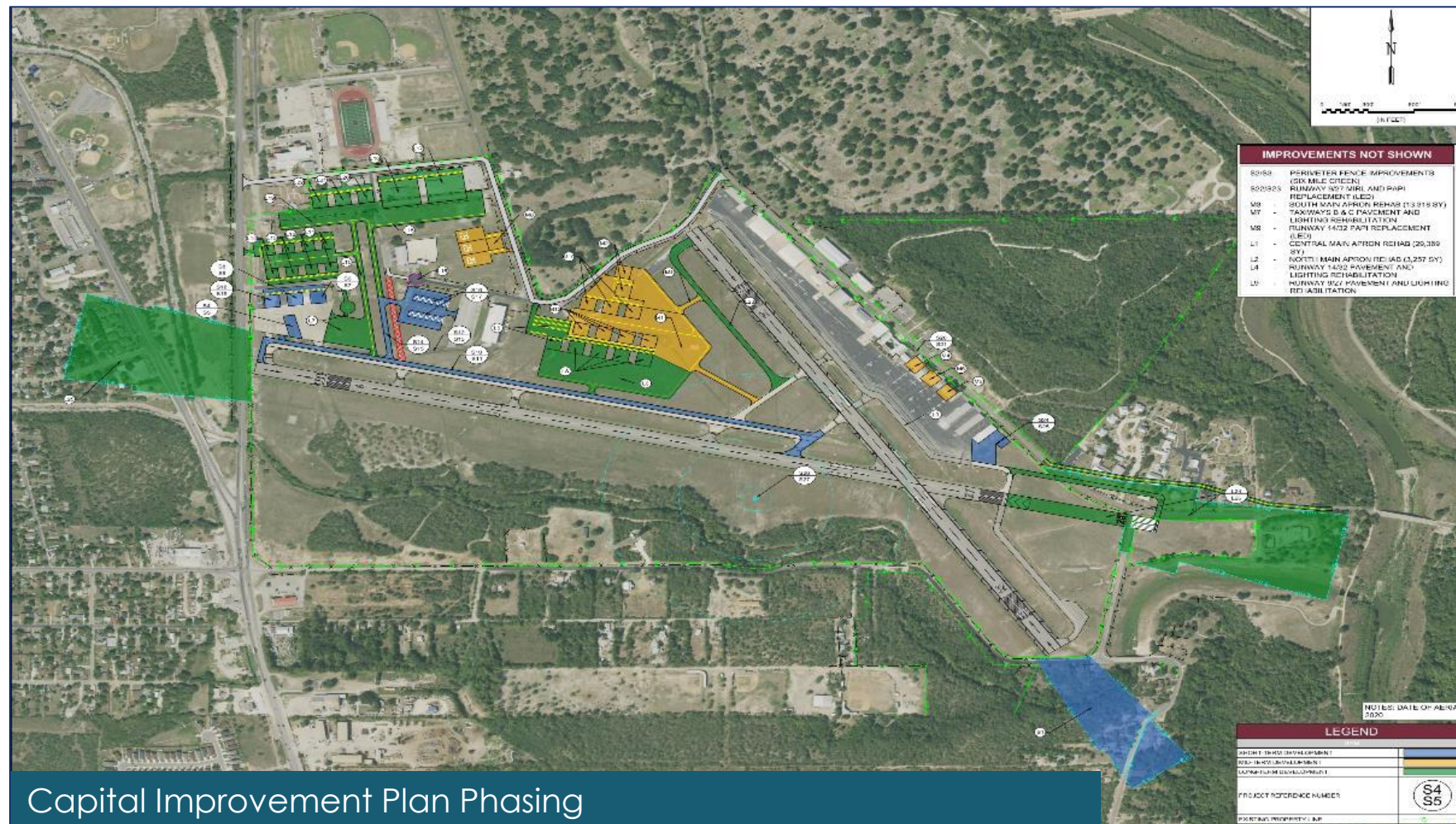
# FY 2024 Community Engagement



- **Flight Simulator Program/SAT Aviation Explorers**
  - FY 2024 Outreach
    - 27 engagements
    - 20 organizations
    - 2,500 individuals
    - Launched a dedicated website
  - Overall, **8,000** individuals have utilized the flight simulator and learned more about our programs
- **AIM High Flight Academy** at Stinson Municipal Airport
- Other activities
  - Southwest ISD's Aircraft
  - Girls In Aviation with Women In Aviation – Alamo Chapter
  - Developing Program with North East Independent School District
- Industry Days and Public Meetings



# Stinson Municipal Airport – Airport Layout Plan



## Airport Layout Plan Update

- City Council approved Fall 2023
- 2 Public Meetings for input
- Preferred Alternates focused on safety & capacity expansion

Capital Improvement Plan Phasing



# Drivers to Capital Improvement Program



Passenger  
Growth

A wide-angle photograph of a modern airport terminal interior, showing a long, curved ceiling with a series of white, rib-like structures and a bright, open space with people moving through the terminal.



Level of  
Service

A photograph of an airport security checkpoint. A TSA officer in a blue uniform is smiling and interacting with a passenger. A hand is seen placing a bag on a conveyor belt. The background shows other passengers and security equipment.



Stakeholder  
Coordination

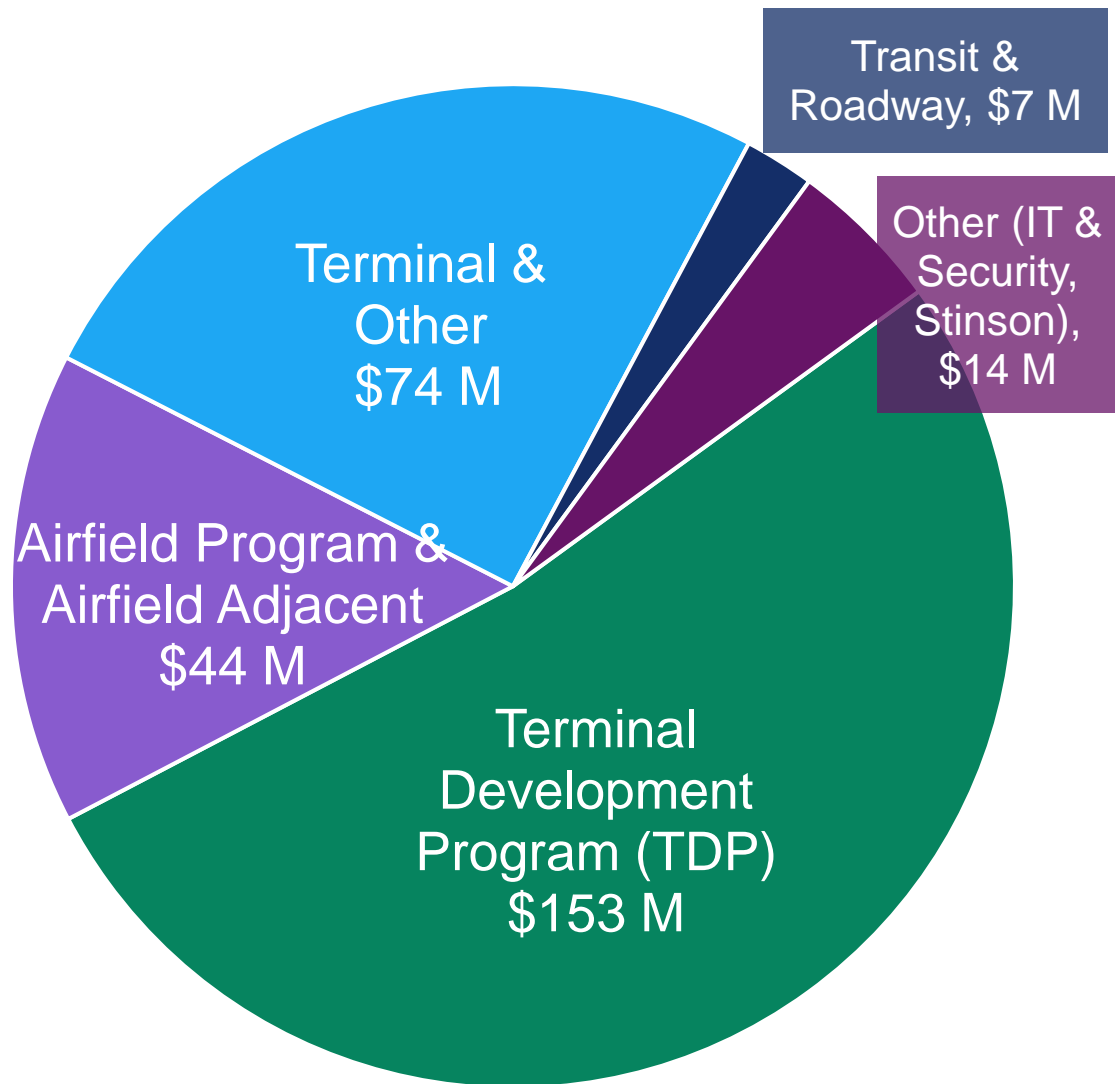
A photograph of a meeting room. Several people are seated around a large conference table, working on laptops. A man is standing at the front of the room, presenting to the group. The room has a modern, professional feel.



Revenue  
Potential

A photograph of an airport tarmac under a bright blue sky with scattered white clouds. Several commercial airplanes are parked at gates, including American Airlines and Spirit Airlines. The scene is active and shows the scale of airport operations.

# FY 2025 Capital Improvement Program: \$292 M



## TDP Projects

- Construction Manager at Risk (CMAR) & Master Architect: Continue Design work & New Renderings for Terminal Facility

## Airfield Projects

- Procure & Initiate Airfield Safety Enhancement & Improvement Program
- Complete Taxiway H Reconstruction

## Terminal & Other

- Construction of Ground Load Facility Underway
- Design for Terminal A/Terminal B Improvements

## Transit & Roadway

- Installation of Electric Shuttle Bus Infrastructure
- Procurement & Early Planning for Ground Transportation Center/New Public Parking

## Stinson Municipal Airport

- Complete Terminal Roof Repair/Airfield Generator Building Reconstruction
- Initiate Drainage & Utility Improvement Study



# Renderings of Ground Load Facility – Opening Fall 2025

Exterior View, Landside



Exterior View, Airside



Quiet Room (2<sup>nd</sup> Floor)

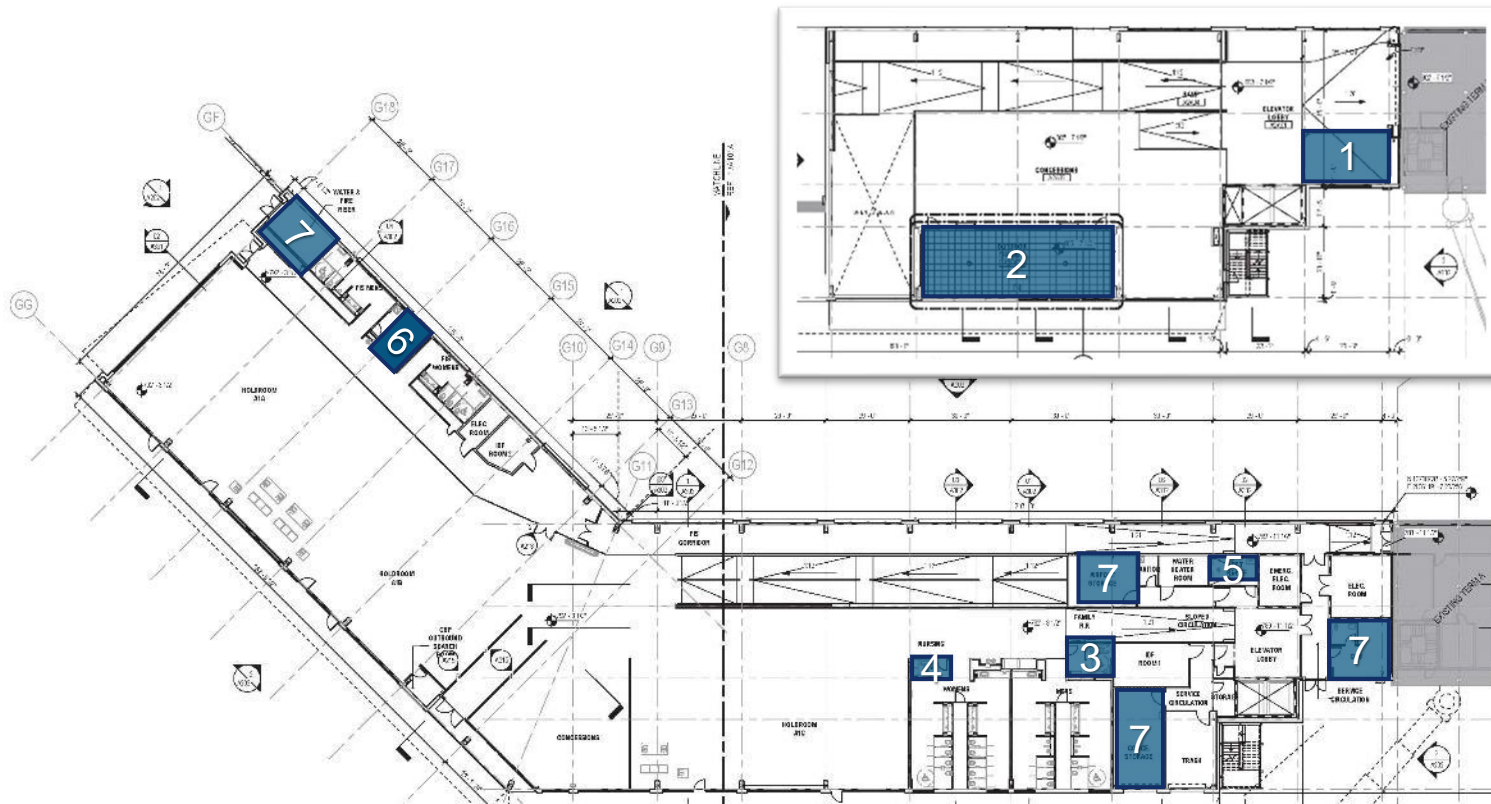


Hold Room





# Terminal A Ground Load Facility




## Passenger Enhancements

1. Quiet Room
2. Concession Terrace
3. Adult Changing Room
4. Nursing Room
5. Pet Relief Room
6. Family Bathroom
7. Storage/Utility/ Airline Ops Rooms

Layout, 1<sup>st</sup> & 2<sup>nd</sup> Floors

# Terminal Development Program (TDP):Where We Are Today



We  
Are  
Here



Guaranteed Maximum  
Price (90% Design)

2028 Q2  
Terminal  
Opening

# TDP Construction Manager at Risk (CMAR)

## Initial Estimate



\$1.4B Estimate was based on initial Plan of Finance

- Established before design started
- Assumptions made
- Construction Manager at Risk (CMAR) work initiated

## Refined Design Budget



Part of CMAR process & reason why this method was selected for TDP

- Design work is completed in consultation with the builder. Currently at 30%
- CMAR will build to a Guaranteed Maximum Price (GMP), which they assume 90% of the risk of cost escalations

## 30% Design



\$1.68B Proposed Budget

- Cost of Materials Increasing
- Needs of Stakeholders
- Airline Requests
- TSA Regulatory

## Next Steps

- ✓ Design will continue to be refined to 90%

Current estimate will continue to **Evolve** as part of the **Process**, however, as we move to 60% and eventually 90% design, CMAR will assume most of risk of any costs above GMP

- ✓ Fall 2025 - Council approves Guaranteed Maximum Price (GMP)



# Ground Transportation Center (GTC) Phase 1



## Parking Program: Preparing for The Future



Procuring GTC Design Build Contractor in FY 2025 to initiate work earlier than originally programmed



Project will centralize ground transportation operations for airport and initial public parking spaces



Opportunity to add more public parking in later phases if needed





## Pre-Solicitation Briefings:

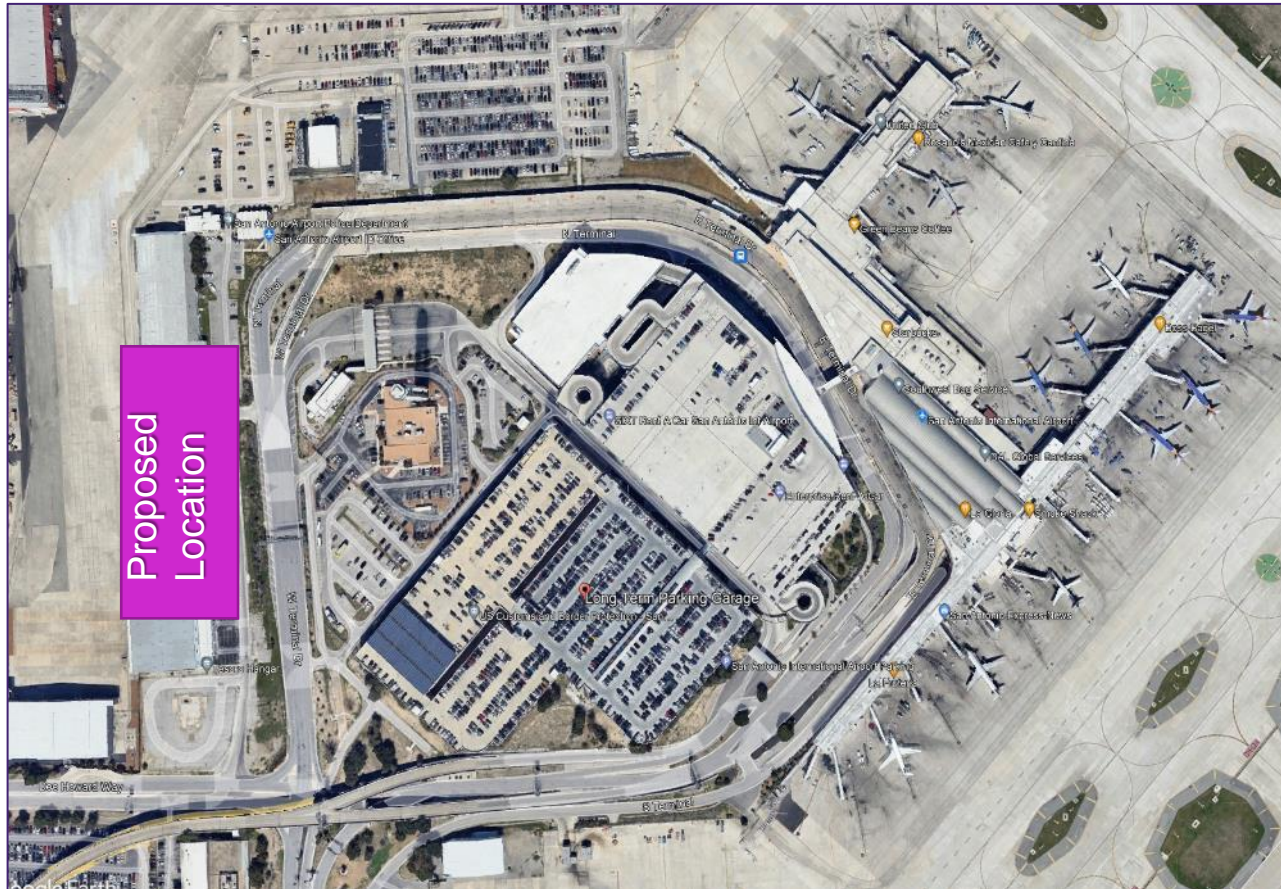
- Ground Transportation Center Phase 1
- Airfield Safety Enhancement & Improvements Program



# Ground Transportation Center, Phase 1

## Scope

- Design and construction of new parking structure and ground transportation center
- Structure will include:
  - Public parking
  - Ground Transportation for:
    - VIA Green Line
    - Shuttle Buses
    - Charter Buses
    - Taxis
    - Rideshare
- Project may be constructed in phases



# Ground Transportation Center, Phase 1

## Delivery Method

- Design-Build

## Estimated Contract Value

- \$125 M
- Part of Proposed FY 2025 – FY 2030 Capital Improvement Program

## Funding Sources

- Aviation Capital Funds

## Solicitation Documents Release

- November 8, 2024

## Evaluation Committee

- **Assistant City Manager** Jeff Coyle
- **Aviation Director** Jesus H. Saenz, Jr.  
IAP
- **Transportation Director** Catherine Hernandez
- **Aviation Assistant Director** Michael Garnier
- **Aviation Development Administrator – CIP** Sam Rodriguez
- **Senior Vice President of Planning and Development, VIA** Rod Sanchez
- **Airport Advisory Commission**  
MaryAnne Schweers



# 2-Step Evaluation Process

## Step I: Request For Qualifications

45

Experience, Background & Qualifications including Key Subcontractors

25

Understanding of Project and Proposed Management Plan

10

Design-Build Team's Past Experience Working Together as a Team

20

Small Business Economic Development Advocacy

## Step II: Request For Proposals

25

Proposed Design Plan

25

Proposed Construction Plan

20

Proposed Fees for General Conditions/Overhead & Profit

10

Design-Build Team & its ability to Provide Required Services

20

Small Business Economic Development Advocacy

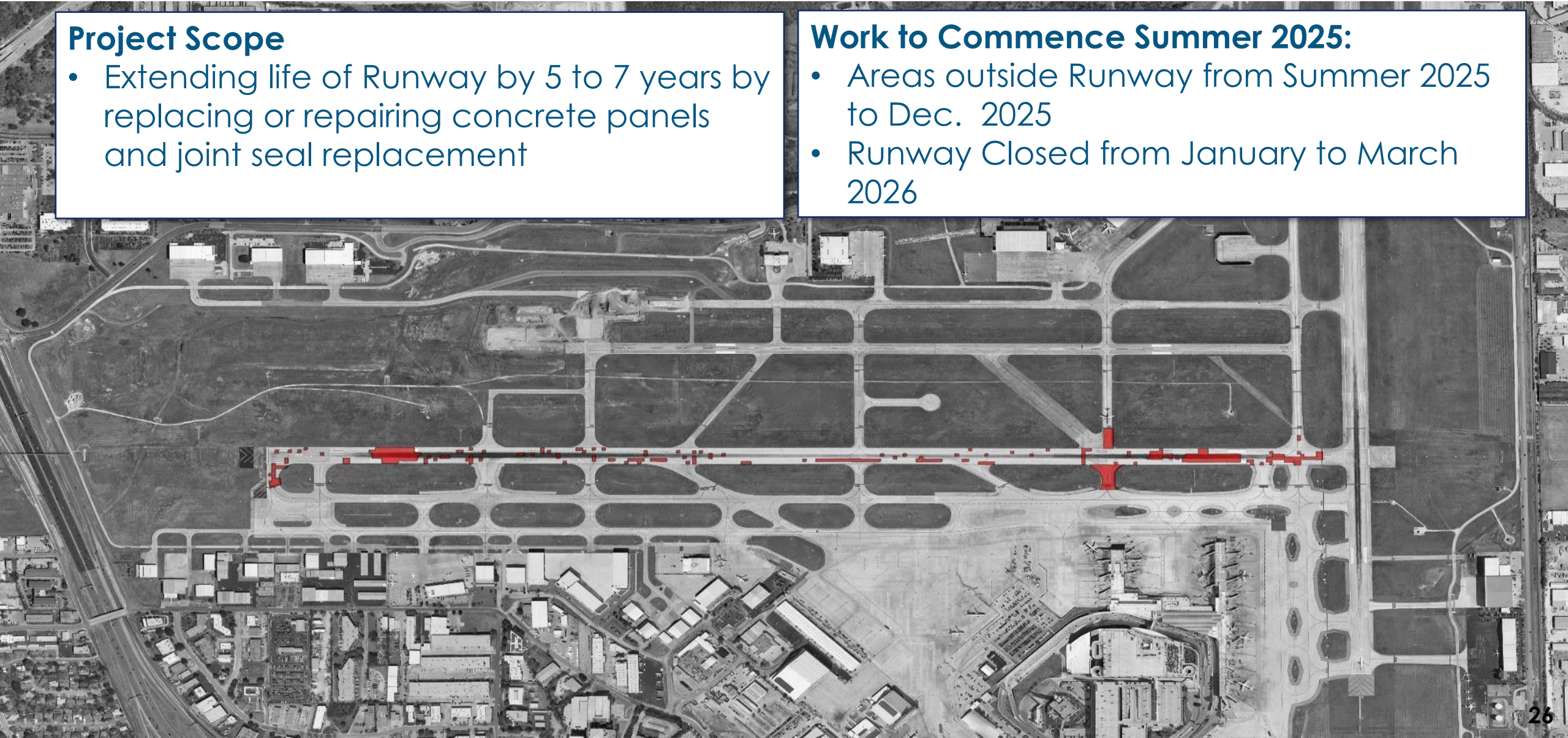
# Runway 13R-31L Rehabilitation (2025-2027)

## Project Scope

- Extending life of Runway by 5 to 7 years by replacing or repairing concrete panels and joint seal replacement

## Work to Commence Summer 2025:

- Areas outside Runway from Summer 2025 to Dec. 2025
- Runway Closed from January to March 2026



# Airfield Safety Enhancement & Improvements Program

## Scope

- Rehabilitate Runway 13R/31L
- Construct upgraded Runway 13L/31R to air carrier runway
- Construct Taxiway M midfield taxiway
- FAA infrastructure installation

## Delivery Method

- Construction Manager At Risk

## Estimated Contract Value

- \$370 Million for Work Programmed for FY 2025 to FY 2030 Budget
- Potential work in future years, pending City Council approval of future budgets

## Funding Sources

- Federal Aviation Administration (FAA) grants & Aviation Capital Funds

## Evaluation Committee

- **Assistant City Manager** Jeff Coyle
- **Aviation Director** Jesus H. Saenz, Jr. IAP
- **Aviation Deputy Director** Tim O'Krongley
- **Aviation Development Administrator – CIP** Sam Rodriguez, P.E.
- **Aviation Capital Programs Manager** Candyce Selby, P.E.
- **Mechanical Engineer, Department of the Air Force** Chris P. Kruzel, P.E.
- **Assistant Director, El Paso International Airport,** Shane Brooks

## Release of the Solicitation

- September 13, 2024



# 2-Step Evaluation Process

## Step I: Request For Qualifications

- 40** Experience, Background & Qualifications of CMAR including Sub-Consultants
- 35** Conceptual Approach to Proposed Program Elements
- 25** Qualifications for Key Personnel

## Step II: Request For Proposals

- 60** Detailed Proposed Work Plan/Approach
- 30** Proposed Costing Methodology
- 10** Disadvantaged Business Enterprise Program



# Airport Operating & Capital Budget

## FY2025 PROPOSED BUDGET

Wednesday, August 21, 2024  
City Council Budget Work Session – Airport  
Presented by: Jesus H. Saenz, Jr., IAP

