

San Antonio Migrant Response



City Council A Session – March 7, 2024

**Presented by: Lori Houston, Assistant City Manager
Chief William McManus, San Antonio Police Department**

Purpose



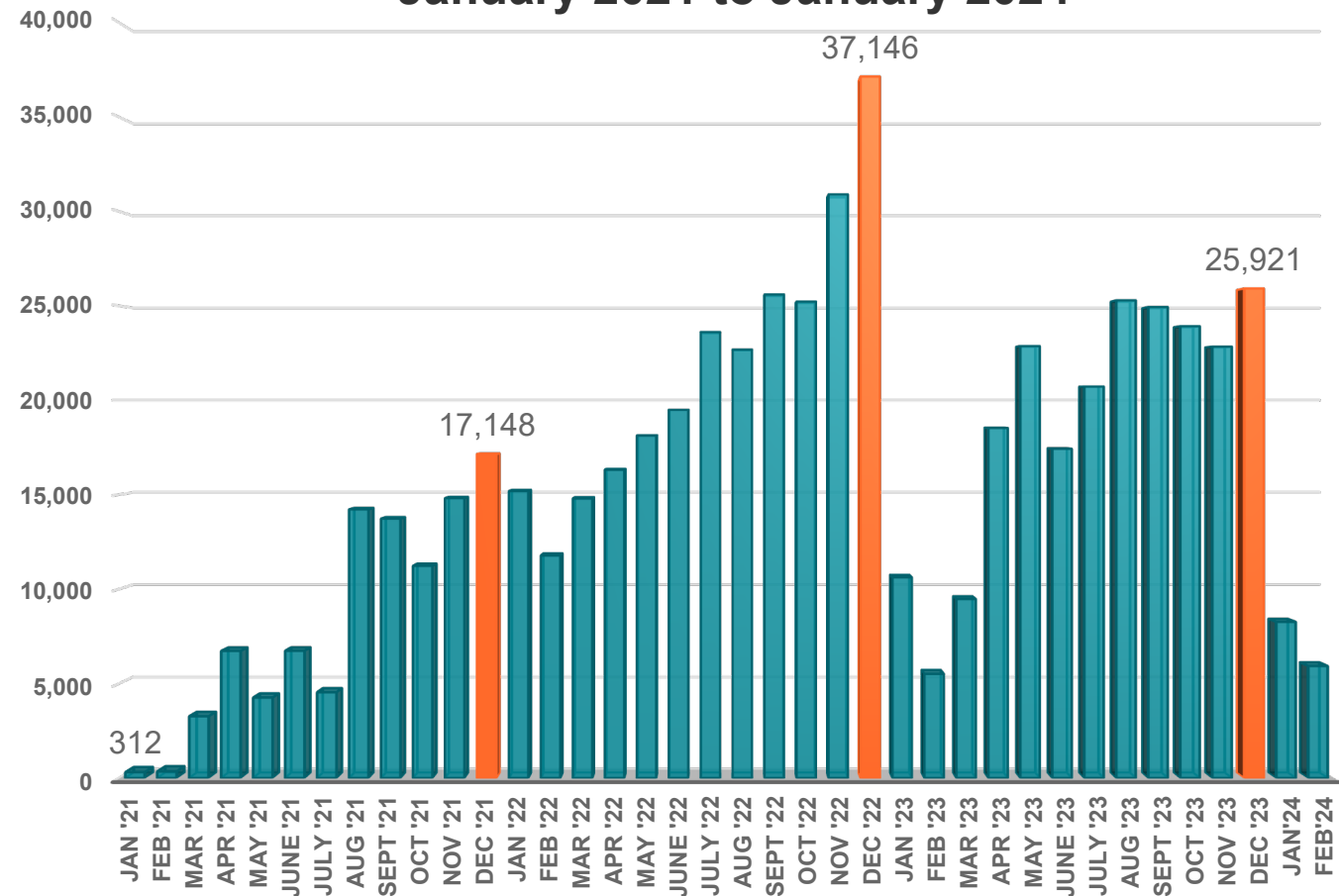
- Background
- Operations Overview
- Federal Funding
- Challenges
- Funding Contingencies
- Law Enforcement Efforts

Background

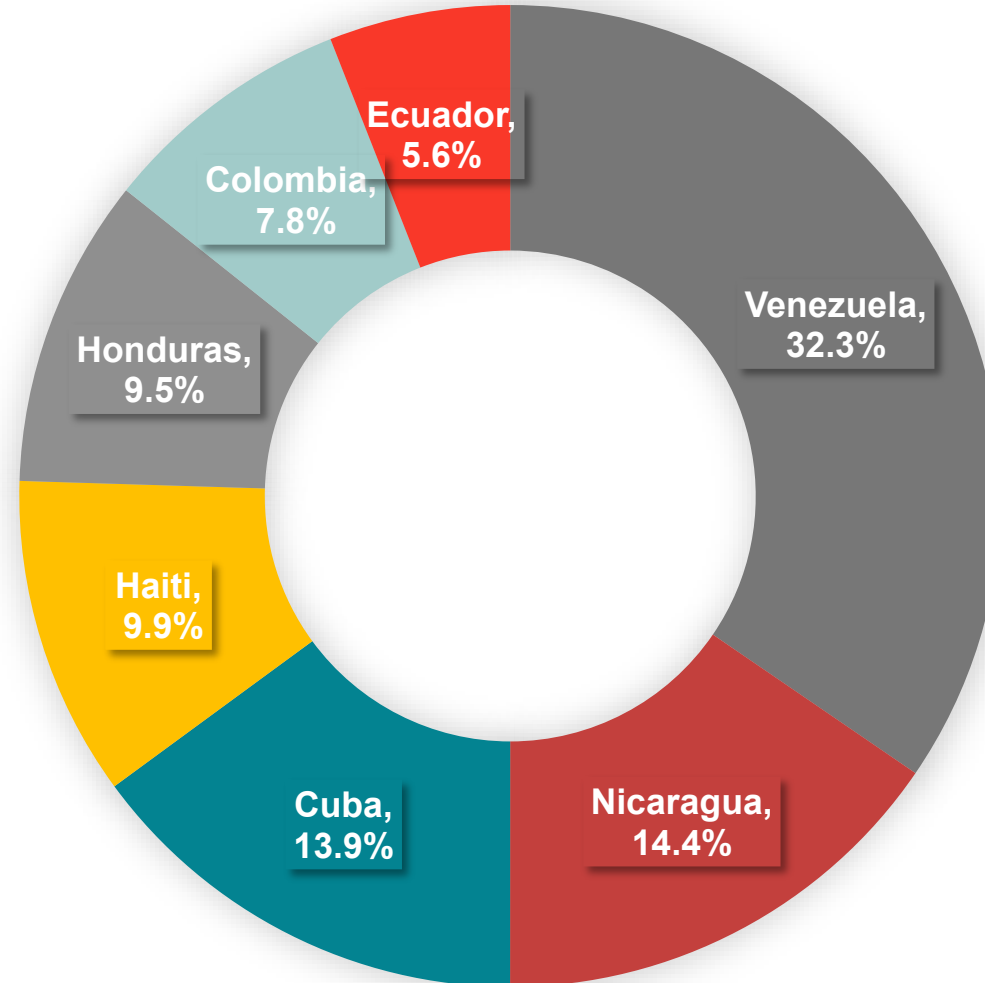


- Since Jan. 2021, more than 600,000 asylum seekers, processed and legally released from the border, have traveled through San Antonio
- San Antonio is nearest transportation hub for border cities and federal Detention Facilities

Monthly Migrant Arrivals in San Antonio
January 2021 to January 2024



Top Nationalities of Arrivals



* Represents 93.4% of all arrivals at the Migrant Resource Center from July 2022 to February 2024.

Earlier Migrant Responses



2016



Community Led Response

- Limited communication on 500 arrivals from federal Detention Facilities
- Mennonite Church emergency shelter
- Lack of adequate:
 - Resources, staffing & Overnight shelter space
- COSA provided support
- Agreement with ICE Regional Office

2019



City Resource Center (St. Mary's Street)

- March 2019 - Nov. 2019
- City operated
- City staff from all Departments supported operations
- Coordinated with community partners for services & volunteers
- Overnight shelter - Travis Park Church
- 100-300 daily arrivals – 32,000 served

2021/2022



Pre-MRC San Pedro

- Decentralized model with border drop-offs at Airport and Greyhound
- City, Catholic Charities, and IWC providing: hotel, case mgmt., travel navigation
- Significant increases in daily arrivals
- Up to 500 spent the night at airport any given night
- Migrants sleeping in Travis Park waiting for bus departures

Current Migrant Operations

Migrant Resource Center/Centro de Bienvenida



- Opened July 7
 - Streamline City of San Antonio and partner agency efforts
 - Provide a single point of entry for service
 - Minimize disruption and congestion at the San Antonio International Airport and downtown
- Transitioned operations to Catholic Charities Oct. 1, 2022
- Over 280,222 served at MRC through Feb. 2024



Current Migrant Operations

Airport Transfer Center



- Opened ATC in anticipation of the end of Title 42
- Provides waiting area for asylum seekers with flights for onward travel through SA International Airport
- Relieved airport overcrowding
- Multi-Department operation (Human Services, Aviation, Fire, Police)



Partners

Catholic Charities

- Daily MRC/CDB operations
- Food (coordinated with San Antonio Food Bank)
- Commodities and clothing
- Case management
- Navigation
- Private Security

City of San Antonio

- Coordination with Federal Agencies, border non-profits & other providers
- Shelter manager at MRC
- Building Maintenance
- Local Transportation
- Solid Waste clean-up around MRC area
- SAPD Presence at MRC entrance

Other Local Partners

- San Antonio Food Bank
- Interfaith Welcome Coalition
- United Way of San Antonio & Bexar County
- Corazon Ministries and Travis Park Church
- Episcopal Diocese of West Texas

Federal Funds Allocated to San Antonio Area for Migrant Response



Period/Grant	San Antonio Community	COSA
FEMA Emergency Food and Shelter Board Program (EFSP)		
2021 (Jan to Dec)	\$4,360,940	\$1,135,114
2022 (Jan to Dec)	\$27,888,103	\$10,775,159
2023 (Jan to April)	\$58,398,741	\$8,801,327
FEMA Shelter and Services Program (SSP)		
March 2023 to Sept. 2025	\$30,558,077	\$14,901,248
Total	\$121,205,861	\$35,612,848

- City received 30.4% of federal funding allocated to the community since Jan. 2021
- FEMA directly funded Catholic Charities, Food Bank, United Way, IWC, Corazon, Episcopal Diocese

COSA Cost & Federal Reimbursement



Period	Actual Costs	Reimbursement
2021 (Jan to Dec)	\$1,140,712	\$1,135,114
2022 (Jan to Dec)	10,779,323	10,775,158
2023 (Jan to Dec)	12,682,653	12,682,653
January 2024	483,913	483,913
Total	\$25,086,601	\$25,086,601¹

1) Note: Amount reflects \$20.7 million of reimbursements received, and \$4.36 million of federal funds allocated to COSA not yet received.

- **City's Delegate Agency contracts funded with General Fund have not been directed to provide services at MRC**

Operational Challenges



- Funding uncertainty for City of San Antonio and partners beyond current allocations
 - Of \$14.9M allocated to the City, \$10.5 million remains
 - At current spending rate, City's funding will be exhausted by Sept. 2024
 - Catholic Charities will exhaust funding by Dec. 2024
- Unpredictability in anticipated number of arrivals
- FEMA Shelter and Services Program rules:
 - Reduced funding allowed for onward travel tickets & hotels
 - SSP assistance to migrants restricted to up to 45 days from the day they enter the United States
- Limited ability to assist migrants with onward travel may lead to increased number choosing to remain in San Antonio that do not have sponsors or the ability to work

Request to Federal Authorities

- Communication with Department of Homeland Security and Congressional Delegation requesting additional \$57.5 million to continue humanitarian assistance to migrants through December 2024
 - \$54.5 million for Catholic Charities for travel tickets, case management, and private security
 - \$3 million for City of San Antonio for MRC lease, janitorial services, police overtime, and local transportation
- Changes to federal grant rules
 - Allowing Catholic Charities to purchase travel tickets and rent hotel nights for migrants with special needs or needing temporary medical care
 - Allowing the City to continue to transport individuals to the airport and local bus stations at less than 75% capacity of vehicles

Funding Contingencies



1. Reducing MRC & ATC operations costs
2. Canceling and reallocating ARPA funding for programs & projects
3. Funding from FEMA Reserve
4. City's Operating Budget General Fund

Public Safety and Quality of Life around MRC



- Since opening the MRC, SAPD has maintained presence at center and visibility at the retail center and surrounding neighborhoods
- No major incidents at MRC
- Six arrests at the MRC with half of arrestees being San Antonio residents (i.e., public intoxication, trespass, narcotics)

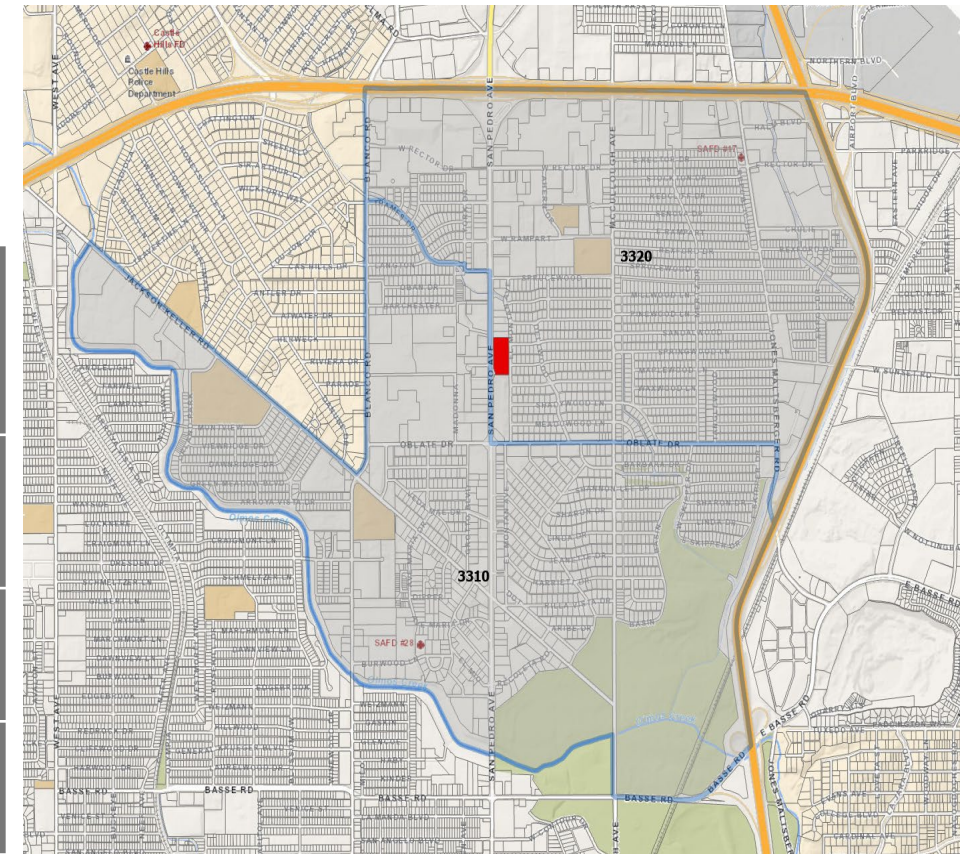


Public Safety and Quality of Life around MRC



- Crime around immediate area surrounding the MRC is consistent with City-wide trends
- Area encompasses 2 patrol districts

Category	2023 Crime City Wide (# Offenses)	% Change from 2022	2023 Crime Around MRC (# of Offenses)	% Change from 2022
Against People (Violent Crime)	33,636	-9.60%	502	-8.23%
Against Property	12,338	6.60%	3,086	3.31%
Against Society	113,260	-2.20%	301	1.35%



Public Safety and Quality of Life around MRC



- As a result of a resident concern late last year, SAPD has conducted investigations in the surrounding area:
 - Arrests – 42
 - Detainers – 34 requested and 15 issued





Thank You