

# HISTORIC AND DESIGN REVIEW COMMISSION

December 20, 2023

**HDRC CASE NO:** 2023-486  
**ADDRESS:** 1100 BROADWAY  
**LEGAL DESCRIPTION:** NCB 463 BLK 43 LOT W 1.6 FT OF S 111.71 FT OF 3,S IRR 111.6 OF 4,S IRR 65 OF 5  
**ZONING:** FBZ T6-1, RIO-2  
**CITY COUNCIL DIST.:** 1  
**APPLICANT:** Gordon von Broock/Professionals Beauty and Image Services LLC (Kiki's)  
**OWNER:** ARCON DEVELOPMENT LTD  
**TYPE OF WORK:** Installation of patio seating within the sidewalk right of way  
**APPLICATION RECEIVED:** December 07, 2023  
**60-DAY REVIEW:** February 5, 2024  
**CASE MANAGER:** Edward Hall

## REQUEST:

The applicant is requesting a Certificate of Appropriateness for approval to install a patio seating area within the publicly owned right of way at 1100 Broadway. The proposed patio will feature elements on both the Broadway and E Jones sides of the building.

## APPLICABLE CITATIONS:

*Unified Development Code Section 35-673 – Site Design Standards*

(g) Paving Materials. An important San Antonio landscape tradition is the use of decorative surfaces for paving and other landscape structures. Paving materials and patterns should be carefully chosen to preserve and enhance the pedestrian experience.

(1) Vary Walkway, Patio and Courtyard Paving to Add Visual Interest on the Riverside of Properties Abutting the River. Pervious paving is encouraged where feasible and appropriate to the site.

A. A maximum of six hundred (600) square feet is allowed for a single paving material before the paving material must be divided or separated with a paving material that is different in texture, pattern, color or material. A separation using a different material must be a minimum of twenty-four (24) inches wide, the full width of the pathway.

B. A maximum of one hundred (100) lineal feet is allowed in a walkway before the pattern must change in districts "RIO-2," "RIO-3," and "RIO-4." A maximum of five hundred twenty-eight (528) lineal feet is allowed before the pattern must change in districts "RIO-1," "RIO-5" and "RIO-6." The change of material at five hundred twenty-eight (528) lineal feet will define and delineate one-tenth-mile markers.

C. In "RIO-3," the Riverwalk pathway shall be delineated by using a separate material that is clearly distinguished from the adjacent patio paving materials. If the historic Hugman drawings indicate a sidewalk width and pattern on the site, that paving pattern and material shall be replicated.

(h) Site Walls and Fences. Site walls and fences are used to help divide spaces, screen unsightly objects and provide privacy. However, the character of the San Antonio River is such that walls shall not be erected in such a way as to block views of the river from public spaces.

(1) Use of Site Walls to Define Outdoor Spaces.

A. Use of low scale walls (twenty-four (24) inches to forty-eight (48) inches) to divide space, create a variety in landscaping and define edges is permitted.

B. Solid walls (up to seventy-two (72) inches) are permitted to: screen mechanical equipment, garbage receptacles and other unsightly areas; and provide privacy at the back of lots up to the front building face.

(2) Site Wall and Fence Materials.

A. On properties abutting the river, site walls and fence materials may be constructed of: stone, block, tile, stucco, wrought iron, tubular steel, welded wire or a combination of masonry and metal, cedar posts and welded wire or garden loop or other materials having similar characteristics. All other properties, not abutting the river may use the above listed materials plus wood fencing.

B. All chain link fences are prohibited for properties abutting the river. For properties that do not abut the river chain link is only allowed in the rear yard if not readily visible from the right-of-way. Barbed wire, razor wire, and concertina are prohibited in all RIO districts.

(i) Street Furnishings. Street furnishings are exterior amenities, including but not limited to, tables, chairs, umbrellas, landscape pots, wait stations, valet stations, bicycle racks, planters, benches, bus shelters, kiosks, waste receptacles and similar items that help to define pedestrian use areas. Handcrafted street furnishings are particularly important in San Antonio, and therefore this tradition of craftsmanship and of providing street furniture is encouraged.

(1) Prohibited Street Furnishings in Riverwalk Area. The following street furnishings are prohibited within the publicly owned portion of the Riverwalk area, whether or not the property is leased, and on the exterior of the riverside of buildings directly adjacent to the publicly owned portion of the river:

- A. Vending machines.
- B. Automatic teller machines.
- C. Pay phones.
- D. Photo booths.
- E. Automated machines such as, but not limited to, penny crunching machines, blood pressure machines, fortune-telling machines, video games, animated characters and other machines that are internally illuminated, or have moving parts, or make noise, or have flashing lights.
- F. Inanimate figures such as horses, kangaroos, bears, gorillas, mannequins or any such animal, cartoon or human figure. This section does not affect public art as defined in Appendix "A" of this chapter.
- G. Monitors (i.e., television screens, computer screens).
- H. Speakers.

(2) Street Furnishing Materials.

- A. Street furnishings shall be made of wood, metal, stone, terra cotta, cast stone, hand-sculpted concrete, or solid surfacing material, such as Corian or Surell.
- B. Inexpensive plastic resin furnishings are prohibited.

(3) Advertising on Street Furnishings.

- A. No commercial logos, trademarks, decals, product names whether specific or generic, or names of businesses and organizations shall be allowed on street furnishings.
- B. Product or business advertising is prohibited on all street furnishings.
- C. Notwithstanding the restrictions above, applications may be approved for purposes of donor or non-profit recognition.

(4) Street furnishings, such as tables and chairs may not be stored (other than overnight storage) in such a way as to be visible from the river pathway.

(j) Lighting. Site lighting should be considered an integral element of the landscape design of a property. It should help define activity areas and provide interest at night. At the same time, lighting should facilitate safe and convenient circulation for pedestrians, bicyclists and motorists. Overspill of light and light pollution should be avoided.

(1) Site Lighting. Site lighting shall be shielded by permanent attachments to light fixtures so that the light sources are not visible from a public way and any offsite glare is prevented.

A. Site lighting shall include illumination of parking areas, buildings, pedestrian routes, dining areas, design features and public ways.

B. Outdoor spaces adjoining and visible from the river right-of-way shall have average ambient light levels of between one (1) and three (3) foot-candles with a minimum of 0.5-foot candles and a maximum of six (6) foot-candles at any point measured on the ground plane. Interior spaces visible from the river right-of-way on the river level and ground floor level shall use light sources with no more than the equivalent lumens of a one hundred-watt incandescent bulb. Exterior balconies, porches and canopies adjoining and visible from the river right-of-way shall use light sources with the equivalent lumens of a sixty-watt incandescent bulb with average ambient light levels no greater than the lumen output of a one hundred-watt incandescent light bulb as long as average foot candle standards are not exceeded. Accent lighting of landscape or building features including specimen plants, gates, entries, water features, art work, stairs, and ramps may exceed these standards by a multiple of 2.5. Recreational fields and activity areas that require higher light levels shall be screened from the river hike and bike pathways with a landscape buffer.

C. Exterior light fixtures that use the equivalent of more than one hundred-watt incandescent bulbs shall not emit a significant amount of the fixture's total output above a vertical cut-off angle of ninety (90) degrees. Any structural part of the fixture providing this cut-off angle must be permanently affixed.

D. Lighting spillover to the publicly owned areas of the river or across property lines shall not exceed one-half (½) of one (1) foot-candle measured at any point ten (10) feet beyond the property line.

(2) Provide Lighting for Pedestrian Ways That is Low Scaled for Walking. The position of a lamp in a pedestrian-way light shall not exceed fifteen (15) feet in height above the ground.

(3) Light Temperature and Color.

A. Light temperature and color shall be between 2500° K and 3500° K with a color rendition index (CRI) of eighty (80) or higher, respectively. This restriction is limited to all outdoor spaces adjoining and visible from the river right-of-way and from the interior spaces adjoining the river right-of-way on the river level and ground floor level. Levels shall be determined by product specifications.

(4) Minimize the Visual Impacts of Exterior Building Lighting.

A. All security lighting shall be shielded so that the light sources are not visible from a public way.

B. Lighting (uplighting and downlighting) that is positioned to highlight a building or outdoor artwork shall be aimed at the object to be illuminated, not pointed into the sky.

C. Fixtures shall not distract from, or obscure important architectural features of the building. Lighting fixtures shall be a subordinate feature on the building unless they are incorporated into the over-all design scheme of the building.

(5) Prohibited Lighting on the Riverside of Properties Abutting the River.

A. Flashing lights.

B. Rotating lights.

C. Chaser lights.

D. Exposed neon.

E. Seasonal decorating lights such as festoon, string or rope lights, except between November 20 and January 10.

F. Flood lamps.

(6) Minimize the visual impacts of lighting in parking areas in order to enhance the perception of the nighttime sky and to prevent glare onto adjacent properties. Parking lot light poles are limited to thirty (30) feet in height, shall have a 90° cutoff angle so as to not emit light above the horizontal plane.

(k) Curbs and Gutters.

(1) Construct Curb and Gutter Along the Street Edge of a Property.

A. Install curbs and gutter along the street edge at the time of improving a parcel.

B. In order to preserve the rural character of RIO-5 and RIO-6, the HPO in coordination with public works and the development services department may waive the requirement of curbs and gutters.

(l) Access to Public Pathway Along the River. These requirements are specifically for those properties adjacent to the river to provide a connection to the publicly owned pathway along the river. The connections are to stimulate and enhance urban activity, provide path connections in an urban context, enliven street activity, and protect the ambiance and character of the river area.

(1) A stair, ramp or elevator connecting the publicly owned pathway at the river to private property along the river is allowed by right at the following locations:

A. At all street and vehicular bridge crossings over the river.

B. Where publicly owned streets dead end into the river.

C. Where the pedestrian pathway in the Riverwalk area is located at the top of bank and there is a two-foot or less grade change between the private property and the pathway.

(2) If there is a grade change greater than two (2) feet between the private property and the publicly owned pathway at the river then the following conditions apply:

A. Access to the publicly owned pathway is limited to one (1) connection per property, with the exception that connections are always allowed at street and vehicular bridge crossings. For example if one (1) property extends the entire block face from street crossing to street crossing the owner would be allowed three (3) access points if the distance requirements were met.

B. The minimum distance between access points shall be ninety-five (95) feet. Only street and vehicular bridge connections are exempted. Mid-block access points must meet this requirement.

C. Reciprocal access agreements between property owners are permitted.

(3) Clearly define a key pedestrian gateway into the site from the publicly owned pathway at the river with distinctive architectural or landscape elements.

A. The primary gateway from a development to the publicly owned pathway at the river shall be defined by an architectural or landscape element made of stone, brick, tile, metal, rough hewn cedar or hand-formed concrete or through the use of distinctive plantings or planting beds.

(d) Materials and Finishes. Masonry materials are well established as primary features along the river corridor and their use should be continued. Stucco that is detailed to provide a texture and pattern, which conveys a human scale, is also part of the tradition. In general, materials and finishes that provide a sense of human scale, reduce the perceived mass of a building and appear to blend with the natural setting of the river shall be used, especially on major structures.

(1) Use indigenous materials and traditional building materials for primary wall surfaces. A minimum of seventy-five

(75) percent of walls (excluding window fenestrations) shall be composed of the following:

- A. Modular masonry materials including brick, stone, and rusticated masonry block, tile, terra-cotta, structural clay tile and cast stone. Concrete masonry units (CMU) are not allowed.
- B. Other new materials that convey the texture, scale, and finish similar to traditional building materials.
- C. Stucco and painted concrete when detailed to express visual interest and convey a sense of scale.
- D. Painted or stained wood in a lap or shingle pattern.

(2) The following materials are not permitted as primary building materials and may be used as a secondary material only:

- A. Large expanses of high gloss or shiny metal panels.
- B. Mirror glass panels. Glass curtain wall buildings are allowed in RIO-3 as long as the river and street levels comply with 35-674(d)(1) above.

(3) Paint or Finish Colors.

- A. Use natural colors of indigenous building materials for properties that abut the Riverwalk area.
- B. Use matte finishes instead of high glossy finishes on wall surfaces. Wood trim and metal trim may be painted with gloss enamel.
- C. Bright colors may highlight entrances or architectural features.

## **FINDINGS:**

- a. The applicant is requesting a Certificate of Appropriateness for approval to install a patio seating area within the publicly owned right of way at 1100 Broadway. The proposed patio will feature elements on both the Broadway and E Jones sides of the building.
- b. PATIO INSTALLATION (E Jones) – The applicant has proposed to install a raised patio seating area to feature planting boxes to serve as barriers, tables and chairs, artificial turf, ornamental trees and patio umbrellas within the right of way parallel to E Jones. Generally, staff finds the proposed installation to be appropriate. The applicant has noted a clearance of six (6) feet from the proposed installation and the back of the sidewalk curb. Signage and branding should not be installed on any patio elements.
- c. PATIO INSTALLATION (Broadway) – The applicant has proposed to install seating and a railings within the sidewalk right of way parallel to Broadway. Generally, staff finds the proposed installation to be appropriate. The applicant has noted a clearance of six (6) feet from the proposed installation and the back of the sidewalk curb. Signage and branding should not be installed on any patio elements.
- d. PATIO SEATING – The applicant has begun coordination with Center City Development & Operation Department (CCDO) and the City's Disability Access Office (DAO). Staff finds that the applicant should continue coordination with CCDO regarding lease agreements and the DAO regarding adequate pedestrian and ADA access within the right of way.

## **RECOMMENDATION:**

Staff recommends approval based on findings a through d with the following stipulations:

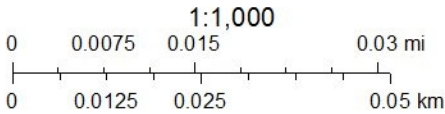
- i. That at least six (6) feet of clearance be maintained at all times between the patio furniture/planters and the back of the sidewalk curb.
- ii. That all patio furniture, including tables, chairs, umbrellas and planters are to be submitted to OHP staff for review and approval. All patio furniture should be consistent with the UDC Section 35-674(i)(2). Additionally, all patio elements are to be free of signage and branding.
- iii. That the applicant obtain all required approvals from Center City Development & Operations Department and the Disability Access Office regarding lease agreements and ADA access on site.



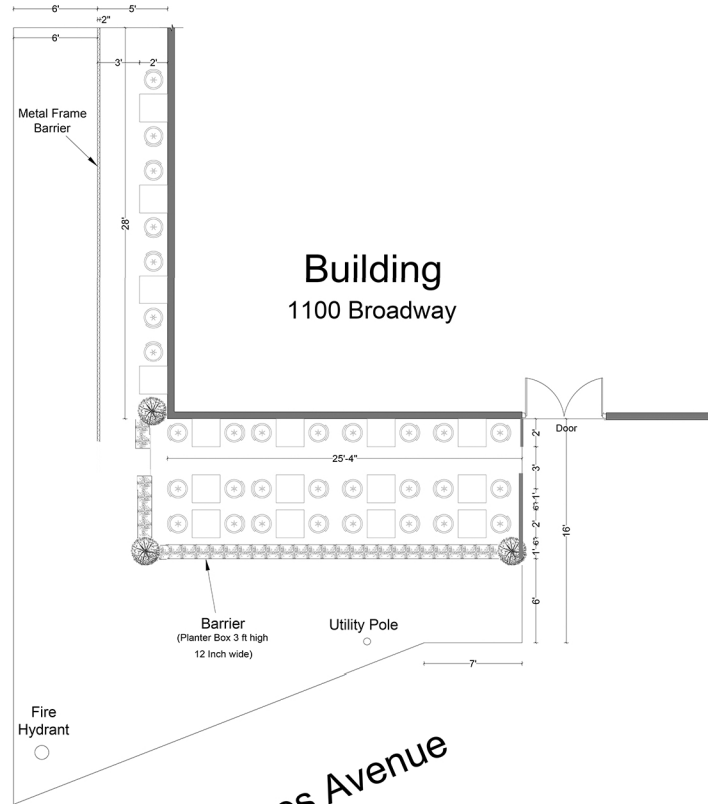
City of San Antonio One Stop



December 13, 2023



Broadway



E. Jones Avenue

1  
A-01

## SITE PLAN

SCALE - 4 FEET TO AN INCH  
(1/4" = 1' 0")

PROJECT  
**PROPOSED OUTDOOR  
SEATING RESTAURANT**

DRAWING TITLE  
**OUTDOOR FLOOR  
PLAN WITH SITE  
PLAN**

DRAWN BY  
Nishaf

CHECKED BY  
-

APPROVED BY  
-

DATE  
18th August 2023

DESIGNED BY :



PROJECT NO.  
17082023/085

SHEET NO.  
A-01

SHEET SIZE  
24" x 36"

DRAWING NO.  
085

SCALE  
4 feet to an Inch  
(1/4" = 1' 0")

REVISION  
-

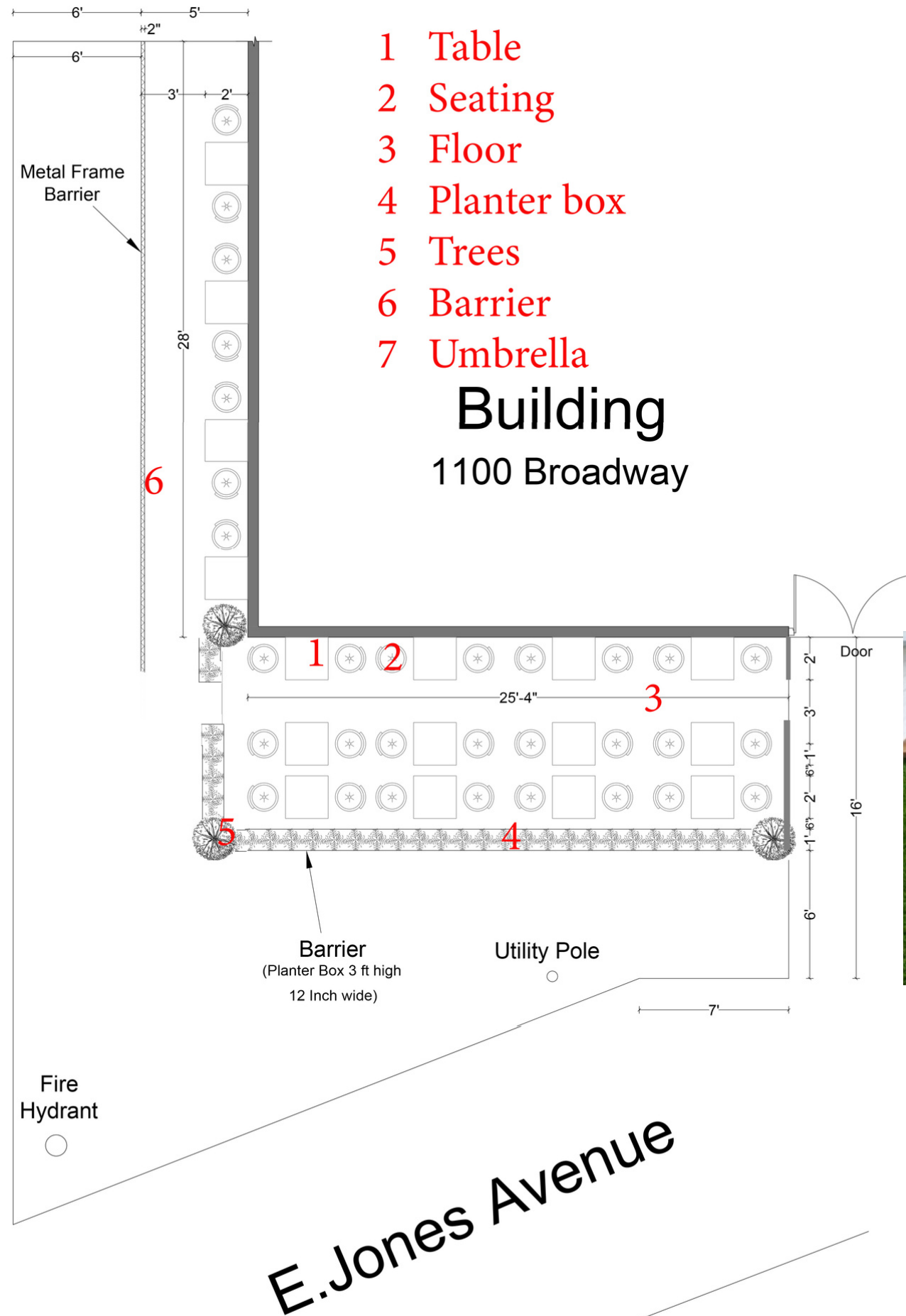
UNIT  
Feet and Inches



REV	DESCRIPTION	BY	DATE



Broadway



1



2

3

(artificial grass)




4



7

5



6







## 1100 Broadway Kikis

