

30% CONSTRUCTION DOCUMENTS



SARA Sheridan Campus



201 W Sheridan St
San Antonio, TX 78204

LAKE | FLATO *RVK*

Architect Interior Designer
San Antonio, Texas

Lake | Flato Architects

Designer
San Antonio, Texas

Pape-Dawson Engineers

Civil Engineer
Corpus Christi, Texas

Architectural Engineers Collaborative

Structural Engineer
San Antonio, Texas

Glumac

MEP Engineer
Portland, Oregon

Datacom Design Group

Technology and AV
San Antonio, Texas

Ten Eyck Landscape Architects Inc.

Landscape Architect
Austin, Texas

2024-07-26

set # _____

CONSTRUCTION DOCUMENT ORGANIZATION

This set of CONSTRUCTION DOCUMENTS is presented in two parts: a set of technical SPECIFICATIONS and a set of DRAWINGS.

1. DRAWINGS

DRAWINGS are organized according to disciplines, with each discipline describing a general aspect of the construction. Disciplines are arranged in the order of typical construction sequence as follows:

CODE - CODE SHEETS:

Work relating to code requirements, forms, letters, tables and diagrams for code reference.

C - CIVIL:

Work relating to site grading, parking, and utilities.

AS - ARCHITECTURAL SITE:

Work relating to site layout, site features and site graphics.

AD - ARCHITECTURAL DEMOLITION:

Work relating to demolition of site features and basic building envelope.

A - ARCHITECTURAL:

Work required to produce the basic building envelope, including: Floor plan(s), roof plan(s), exterior elevations, building sections, wall sections, stair details, exterior enclosure details, interior floor plan(s), enlarged plans, interior elevations, interior partition sections, interior details, cabinets, millwork, equipment details, ceilings and floor finishes.

S - STRUCTURAL:

Work related to the building structure.

M - MECHANICAL:

Work related to heating, ventilating and cooling systems.

P - PLUMBING:

Work related to plumbing systems.

E - ELECTRICAL:

Work related to the electrical system.

L - LANDSCAPING:

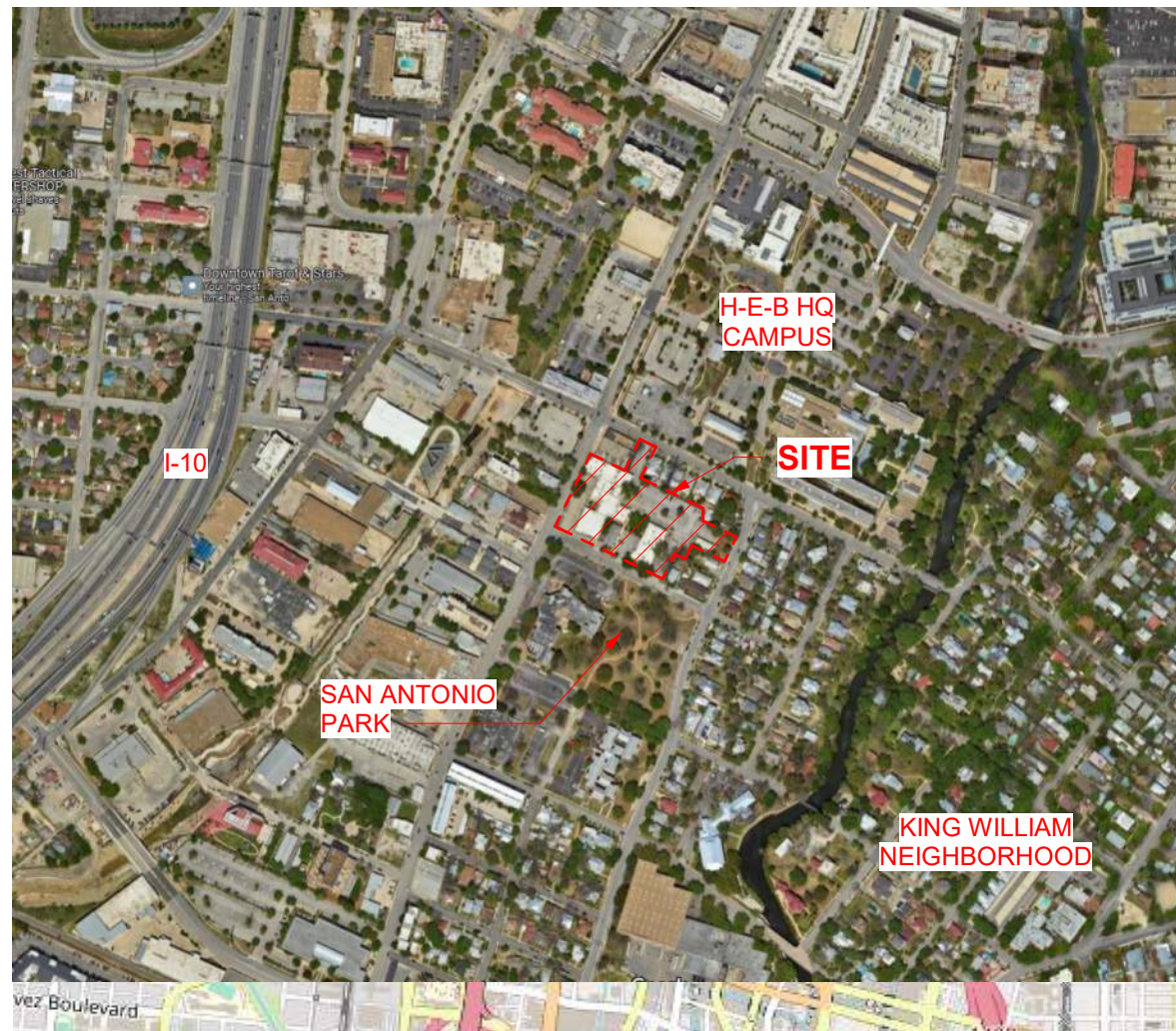
Work relating to tree preservation, landscape and irrigation.

2. DRAWING NUMBERING

16 DETAIL WINDOW JAMB SCALE 1/8"

Each drawing is numbered preceding the drawing title. In this example, drawing 16 represents the sixteenth drawing on a sheet of the architectural discipline, a Detail of window jamb.


VICINITY MAP



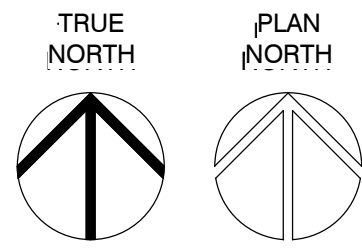
LOCATION MAP



SITE AXONOMETRIC




3. SYMBOLS



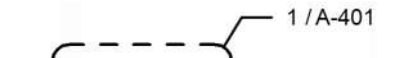
This symbol (with solid black arrow) represents the direction of true north for this set of drawings. This symbol (with outlined arrow) represents the direction of "project" north for this set of drawings.



This symbol is a key to a building section drawing taken along the straight line of the symbol. The arrow points in the direction of the view for the section. The number is a reference to the section drawing, in this example, drawing 1, sheet A-301.



This symbol is a key to a section drawing taken along the straight line of the symbol. The arrow points in the direction of the view for the section. The number is a reference to the section drawing, in this example, drawing 1, sheet A-302.



This symbol is a key to a detail drawn of the area within the dashed line. The number is a reference to the detail drawing, in this example, drawing 1, sheet A-401.

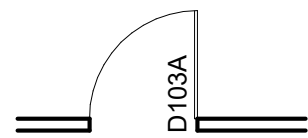


This symbol is a key to an elevation drawing. The arrow points in the direction of view for the elevation. The number is a reference to the elevation drawing, in this example, drawing 2, sheet A-201.



This symbol is a key to a partition type, if included. The number is a reference to the partition drawing, in this example, partition type "A".

3. SYMBOLS (continued)



This symbol is a key to the door schedule. All doors are keyed with a letter "D" and the room number. If more than one door is in a room, "A", "B", etc. is added. In this example, see door "D103A" in the Door Schedule.



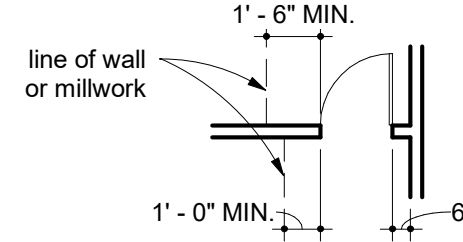
This symbol is a key to the window schedule, if included. Windows are keyed with a prefix "W". In this example, see window "W1" in the Window Schedule.

4. DIMENSIONS

All plan dimensions are to the face of stud framing or face of masonry unless otherwise noted.

5. TYPICAL DOOR PLACEMENT

All doors are to be installed with the clearances indicated below unless otherwise noted.



GENERAL NOTES

All Subcontractors and Construction Workers must read the written Specifications contained in the Project Manual. The Specifications contain additional surface preparation or installation requirements for the building materials, products or components that are being placed or installed.

The installation / application information shown on the Drawings is not complete without the written Specifications. If the Specifications / Project Manual is not with these Drawings, ask the General Contractor for a copy to review before beginning your work.

The word PROVIDE when used in any document relating to this project, including but not limited to Drawings, Specifications, proposal requests, change orders and other similar documents, shall mean to furnish, install in place, connect, finish and complete, ready for use for its intended purpose.

INDEX OF DRAWINGS

SHEET NUMBER	SHEET NAME
GENERAL	
COVER	
INDEX	
CODE	
CODE000	CODE REVIEW
CODE101	LIFE SAFETY PLAN-FIRST FLOOR
CODE102	LIFE SAFETY PLAN-SECOND FLOOR
CIVIL DRAWINGS	
C01.10	GENERAL NOTES SHEET
C02.20	STORMWATER POLLUTION PREVENTION PLAN
C03.30	STORMWATER POLLUTION PREVENTION DETAIL SHEET
C04.00	OVERALL DEMOLITION PLAN
C04.01	DEMOLITION PLAN
C04.02	DEMOLITION PLAN
C04.03	DEMOLITION PLAN
C04.04	DEMOLITION PLAN
C1.00	OVERALL SITE AND PAVING PLAN
C1.10	FIRE PROTECTION PLAN
C1.30	CIVIL DETAIL SHEET
C1.31	CIVIL DETAIL SHEET
C2.00	OVERALL GRADING & DRAINAGE PLAN
C2.01	GRADING & DRAINAGE PLAN
C2.02	GRADING & DRAINAGE PLAN
C2.03	GRADING & DRAINAGE PLAN
C2.04	GRADING & DRAINAGE PLAN
C4.00	UTILITY PLAN
C4.01	WATER PLAN
C4.02	SEWER PLAN
C4.10	UTILITY DETAILS
C4.11	SEWER DETAIL SHEET
STRUCTURAL DRAWINGS	
S-001	GENERAL NOTES
S-002	GENERAL NOTES
S-010	SPECIAL INSPECTIONS
S-020	SECOND FLOOR LIVE LOADING PLAN
S-021	ROOF LIVE LOADING PLAN
S-101	FOUNDATION PLAN - OVERALL
S-102	SECOND FLOOR FRAMING PLAN - OVERALL
S-103	ROOF PLAN - OVERALL
S-111	FOUNDATION PLAN - NORTH
S-112	FOUNDATION PLAN - SOUTH
S-113	SECOND FLOOR FRAMING PLAN - NORTH
S-114	SECOND FLOOR FRAMING PLAN - SOUTH
S-115	ROOF FRAMING PLAN - NORTH
S-116	ROOF FRAMING PLAN - SOUTH
S-117	CANOPY & PENTHOUSE FRAMING PLANS
S-300	CONCRETE TYPICAL DETAILS
S-301	CONCRETE TYPICAL DETAILS
S-302	CONCRETE TYPICAL DETAILS
S-310	CONCRETE TYPICAL DETAILS
S-500	STEEL TYPICAL DETAILS
S-501	STEEL TYPICAL DETAILS
S-502	STEEL TYPICAL DETAILS
S-503	COMPOSITE STEEL TYPICAL DETAILS
S-510	STEEL DETAILS
S-511	STEEL DETAILS
S-512	STEEL DETAILS
S-520	WIND BRACE ELEVATIONS
S-521	WIND BRACE ELEVATIONS
S-522	WIND BRACE ELEVATIONS
S-523	WINDBRACE HSS TYPICAL DETAILS
S-600	WOOD TYPICAL DETAILS
SITE ARCHITECTURAL DRAWINGS	
AS-101	ARCHITECTURAL SITE PLAN
AS-202	ARCHITECTURAL SITE DETAILS
AS-203	ARCHITECTURAL SITE DETAILS
ARCHITECTURAL DEMOLITION DRAWINGS	
AD-100	DEMOLITION SITE PLAN

INDEX OF DRAWINGS

SHEET NUMBER	SHEET NAME
ARCHITECTURAL DRAWINGS	
A-001	SLAB EDGE PLAN- FIRST FLOOR
A-010	ISOMETRIC SCHEDULES
A-011	SPECIFICATION NARRATIVE
A-012	SPECIFICATION NARRATIVE
A-101	FIRST FLOOR PLAN
A-102	SECOND FLOOR PLAN
A-103	PENTHOUSE PLAN
A-104	ROOF PLAN
A-111	FIRST FLOOR - ENLARGED PLAN - NORTH
A-112	FIRST FLOOR - ENLARGED PLAN - SOUTH
A-113	SECOND FLOOR - ENLARGED PLAN - NORTH
A-114	SECOND FLOOR - ENLARGED PLAN - SOUTH
A-121	REFLECTED CEILING PLAN- FIRST FLOOR
A-122	REFLECTED CEILING PLAN- SECOND FLOOR
A-130	PARTITION LEGEND
A-133	PARTITION PLAN - SECOND FLOOR - NORTH
A-134	PARTITION PLAN - SECOND FLOOR - SOUTH
A-201	EXTERIOR ELEVATIONS SOUTH BLDG
A-202	EXTERIOR ELEVATIONS NORTH BLDG + BRIDGE
A-301	BUILDING SECTIONS
A-311	WALL SECTIONS
A-312	WALL SECTIONS
A-313	WALL SECTIONS
A-314	WALL SECTIONS
A-315	WALL SECTIONS
A-316	WALL SECTIONS
A-317	WALL SECTIONS
A-318	WALL SECTIONS
A-401	ENLARGED PLANS
A-403	ENLARGED PLANS AND ELEVATIONS - RESTROOMS
A-404	ENLARGED STAIR PLANS
A-405	NORTH STAIRS
A-406	SOUTH STAIRS
A-407	STAIR DETAILS
A-408	ELEVATOR LOBBY PLANS AND SECTIONS
A-410	ENLARGED LABS
A-412	ENLARGED PLANS - ANIONS
A-413	ENLARGED PLANS - CHLORINE
A-414	ENLARGED PLANS - WASHING
A-415	ENLARGED PLANS - OPEN LAB
A-416	ENLARGED PLANS - BST
A-417	ENLARGED PLANS - METAL PREP
A-418	ENLARGED PLANS - MICRO
A-419	ENLARGED PLANS - SAMPLE STORAGE
A-420	ENLARGED PLANS - OPEN LAB
A-421	ENLARGED PLANS - M. ANALYSIS
A-422	ENLARGED PLANS - BALANCE ROOM
A-423	ENLARGED PLANS - CHLOROPHYLL
A-424	ENLARGED PLANS - WET LAB
A-426	ENLARGED PLANS - CAFE
A-427	ENLARGED PLANS - CONFERENCE CENTER
A-428	ENLARGED PLANS - FITNESS
A-429	ENLARGED PLANS - ANCILLARY ENTRY
A-430	INTERIOR ELEVATIONS
A-433	INTERIOR ELEVATIONS - BRIDGE
A-440	MILLWORK DETAILS
A-441	MILLWORK DETAILS
A-501	PLAN DETAILS - FIRST FLOOR
A-511	SECTION DETAILS
A-601	ROOM FINISH SCHEDULE / FINISH LEGEND
A-602	ROOM FINISH SCHEDULE
A-611	DOOR SCHEDULE & DETAILS
A-612	DOOR SCHEDULE & DETAILS
A-622	WINDOW SCHEDULES & DETAILS
A-623	WINDOW SCHEDULES & DETAILS
A-624	WINDOW SCHEDULES & DETAILS
A-626	WINDOW SCHEDULES & DETAILS
A-627	WINDOW SCHEDULES & DETAILS
A-701	FLOOR FINISH PLAN-FIRST FLOOR
A-702	FLOOR FINISH PLAN-SECOND FLOOR
A-801	FURNITURE PLAN-FIRST FLOOR
A-802	FURNITURE PLAN-SECOND FLOOR
A-901	3D PERSPECTIVES EXTERIOR
PLUMBING DRAWINGS	
P-000	PLUMBING LEGEND, ABBREVIATIONS AND BASIS OF DESIGN
P-001	PLUMBING CALCULATIONS
P-002	SCHEDULES
P-003	SCHEDULES
P-101	PLUMBING SITE PLAN
P-200	UNDERGROUND PLAN - PLUMBING
P-200.1	UNDERGROUND PLAN - PLUMBING - AREA A
P-200.2	UNDERGROUND PLAN - PLUMBING - AREA B
P-201	FIRST FLOOR - PLUMBING PLAN
P-201.1	FIRST FLOOR - PLUMBING PLAN - AREA A
P-201.2	FIRST FLOOR - PLUMBING PLAN - AREA B
P-202	SECOND FLOOR - PLUMBING PLAN
P-202.1	SECOND FLOOR - PLUMBING PLAN - AREA A
P-202.2	SECOND FLOOR - PLUMBING PLAN - AREA B
P-203	ROOF PLAN - PLUMBING PLAN
P-203.1	ROOF PLAN - PLUMBING PLAN - AREA A
P-203.2	ROOF PLAN - PLUMBING PLAN - AREA B
P-601	ENLARGED PLANS
P-602	ENLARGED PLANS
P-901	PLUMBING DETAILS
P-902	PLUMBING DETAILS
P-903	PLUMBING DETAILS
MECHANICAL DRAWINGS	
M-000	MECHANICAL LEGEND AND ABBREVIATIONS
M-001	BASIS OF DESIGN AND TABULATED DATA
M-002	SCHEDULES
M-003	SCHEDULES
M-004	SCHEDULES
M-201	FIRST FLOOR - HVAC PLAN
M-201.1	FIRST FLOOR - HVAC PLAN - AREA A
M-201.2	FIRST FLOOR - HVAC PLAN - AREA B
M-202	SECOND FLOOR - HVAC PLAN
M-202.1	SECOND FLOOR - HVAC PLAN - AREA A
M-202.2	SECOND FLOOR - HVAC PLAN - AREA B
M-203	ROOF PLAN - HVAC PLAN
M-204	PENTHOUSE ROOF PLAN
M-301	FIRST FLOOR - HVAC ZONING PLAN
M-302	SECOND FLOOR - HVAC ZONING PLAN
M-401	FIRST FLOOR - PIPING PLAN
M-401.1	FIRST FLOOR - PIPING PLAN AREA A
M-401.2	FIRST FLOOR - PIPING PLAN - AREA B
M-402	SECOND FLOOR - PIPING PLAN
M-402.1	SECOND FLOOR - PIPING PLAN AREA A
M-402.2	SECOND FLOOR - PIPING PLAN - AREA B
M-403	ROOF PLAN - PIPING PLAN
M-502	AIR RISER DIAGRAMS
M-601	ENLARGED PLANS
M-701	REFRIGERANT RISER DIAGRAMS
M-800	CONTROLS - DIAGRAMS & SEQUENCES
M-801	CONTROLS - DIAGRAMS & SEQUENCES
M-802	CONTROLS - DIAGRAMS & SEQUENCES
M-803	CONTROLS - DIAGRAMS & SEQUENCES
M-901	MECHANICAL DETAILS

INDEX OF DRAWINGS

SHEET NUMBER	SHEET NAME
ELECTRICAL DRAWINGS	
E-000	ELECTRICAL LEGEND, ABBREVIATIONS AND BASIS OF DESIGN
E-002	LUMINAIRE SCHEDULES AND LIGHTING CONTROL INTENT
E-003	EQUIPMENT SCHEDULES
E-101	ELECTRICAL SITE PLAN
E-102	SITE LIGHTING PLAN
E-201	FIRST FLOOR LIGHTING PLAN
E-201.1	FIRST FLOOR - LIGHTING PLAN - AREA A
E-201.2	FIRST FLOOR - LIGHTING PLAN - AREA B
E-202	SECOND FLOOR LIGHTING PLAN
E-202.1	SECOND FLOOR - LIGHTING PLAN - AREA A
E-202.2	SECOND FLOOR - LIGHTING PLAN - AREA B
E-203	ROOF PLAN LIGHTING PLAN
E-301	FIRST FLOOR - POWER AND SIGNAL PLAN
E-301.1	FIRST FLOOR - POWER AND SIGNAL PLAN - AREA A
E-301.2	FIRST FLOOR - POWER AND SIGNAL PLAN - AREA B
E-302	SECOND FLOOR - POWER AND SIGNAL PLAN
E-302.1	SECOND FLOOR - POWER AND SIGNAL PLAN - AREA A
E-302.2	SECOND FLOOR - POWER AND SIGNAL PLAN - AREA B
E-303	ROOF PLAN - POWER AND SIGNAL PLAN
E-303.1	ROOF PLAN - POWER AND SIGNAL PLAN - AREA A
E-303.2	ROOF PLAN - POWER AND SIGNAL PLAN - AREA B
E-500	ELECTRICAL SCHEDULES
E-501	SINGLE LINE DIAGRAM
E-503	PANELBOARD SCHEDULES
E-504	PANELBOARD SCHEDULES
E-505	PANELBOARD SCHEDULES
E-506	PANELBOARD SCHEDULES
E-507	PANELBOARD SCHEDULES
E-601	ENLARGED PLANS
E-602	ENLARGED PLANS - MECHANICAL ROOMS
E-603	ENLARGED PLANS - LABS
E-604	ENLARGED PLANS - LABS
E-605	ENLARGED PLANS - ELEVATOR
E-901	ELECTRICAL DETAILS
E-902	ELECTRICAL DETAILS
E-903	ELECTRICAL DETAILS
COMMUNICATION DRAWINGS	
T-001	NOTES AND LEGENDS - COMMUNICATIONS
TS-101	SITE PLAN - COMMUNICATIONS
T-101	FIRST FLOOR PLAN - COMMUNICATIONS
T-102	SECOND FLOOR PLAN - COMMUNICATIONS
T-111	FIRST FLOOR PLAN - ENLARGED PLAN - NORTH - COMMUNICATIONS
T-112	FIRST FLOOR PLAN - ENLARGED PLAN - SOUTH - COMMUNICATIONS
T-113	SECOND FLOOR PLAN - ENLARGED PLAN - SOUTH - COMMUNICATIONS
T-114	SECOND FLOOR PLAN - ENLARGED PLAN - SOUTH - COMMUNICATIONS
T-115	PENTHOUSE - ENLARGED PLAN - NORTH - COMMUNICATIONS
T-116	PENTHOUSE - ENLARGED PLAN - SOUTH - COMMUNICATIONS
T-301	TELECOM ROOM DETAILS - COMMUNICATIONS
T-401	GENERAL DETAILS - COMMUNICATIONS
AUDIOVISUAL DRAWINGS	
AVI-001	NOTES AND LEGENDS - AUDIOVISUAL INFRASTRUCTURE
AVI-111	FIRST FLOOR PLAN - ENLARGED PLAN - NORTH - AUDIOVISUAL INFRASTRUCTURE
AVI-112	FIRST FLOOR PLAN - ENLARGED PLAN - SOUTH - AUDIOVISUAL INFRASTRUCTURE
AVI-113	SECOND FLOOR PLAN - ENLARGED PLAN - NORTH - AUDIOVISUAL INFRASTRUCTURE
AVI-114	SECOND FLOOR PLAN - ENLARGED PLAN - SOUTH - AUDIOVISUAL INFRASTRUCTURE
AVI-121	FIRST FLOOR RCP - ENLARGED PLAN - NORTH - AUDIOVISUAL INFRASTRUCTURE
AVI-122	FIRST FLOOR RCP - ENLARGED PLAN - SOUTH - AUDIOVISUAL INFRASTRUCTURE
AVI-123	SECOND FLOOR RCP - ENLARGED PLAN - NORTH - AUDIOVISUAL INFRASTRUCTURE
AVI-124	SECOND FLOOR RCP - ENLARGED PLAN - SOUTH - AUDIOVISUAL INFRASTRUCTURE
AVI-401	GENERAL DETAILS - AUDIOVISUAL INFRASTRUCTURE
SECURITY DRAWINGS	
SC-001	NOTES AND LEGENDS - SECURITY
SCS-101	SITE PLAN - SECURITY
SC-101	FIRST FLOOR PLAN - SECURITY
SC-102	SECOND FLOOR PLAN - SECURITY
SC-103	PENTHOUSE FLOOR PLAN - SECURITY
SC-111	FIRST FLOOR PLAN - ENLARGED PLAN - NORTH - SECURITY
SC-112	FIRST FLOOR PLAN - ENLARGED PLAN - SOUTH - SECURITY
SC-113	SECOND FLOOR PLAN - ENLARGED PLAN - NORTH - SECURITY
SC-114	SECOND FLOOR PLAN - ENLARGED PLAN - SOUTH - SECURITY
SC-115	PENTHOUSE - ENLARGED PLAN - NORTH - SECURITY
SC-116	PENTHOUSE - ENLARGED PLAN - SOUTH - SECURITY
SC-301	DOOR ELEVATION DETAILS - SECURITY
SC-401	GENERAL DETAILS - SECURITY
LANDSCAPE DRAWINGS	
L-000	COVER SHEET
L-001	TREE PROTECTION & TRANSPLANT PLAN
L-002	TREE PROTECTION & MITIGATION TABLES
L-003	TREE PROTECTION DETAILS
L-100A	OVERALL GRADING PLAN
L-100B	LID FEATURE CALCULATIONS
L-101	GRADING PLAN A
L-102	GRADING PLAN B
L-103	GRADING PLAN C
L-104	GRADING PLANS D & E
L-200A	MATERIALS SCHEDULE
L-200B	OVERALL HARDSCAPE PLAN
L-201	HARDSCAPE PLAN A
L-202	HARDSCAPE PLAN B
L-203	HARDSCAPE PLAN C
L-204	HARDSCAPE PLANS D & E
L-400	SECTIONS
L-500	PAVING DETAILS
L-501	METAL DETAILS
L-502	WALL DETAILS
L-503	DRAINAGE & WATER FEATURE DETAILS
L-504	MISCELLANEOUS DETAILS
L-600A	PLANTING NOTES & SCHEDULE
L-600B	OVERALL PLANTING PLAN
L-601	PLANTING PLAN A
L-602	PLANTING PLAN B
L-603	PLANTING PLAN C
L-604	PLANTING PLANS D & E
L-605	PLANTING PLAN F
L-700	PLANTING DETAILS
L-800A	IRRIGATION LEGEND & NOTES
L-800B	OVERALL IRRIGATION PLAN
L-801	IRRIGATION PLAN A
L-802	IRRIGATION PLAN B
L-803	IRRIGATION PLAN C
L-804	IRRIGATION PLANS D & E
L-805	IRRIGATION DETAILS
L-806	IRRIGATION DETAILS
FIRE PROTECTION DRAWINGS	
FA-001	FIRE ALARM - GENERAL NOTES & SYMBOLS
FA-101	FIRE ALARM - FIRST FLOOR
FA-102	FIRE ALARM - SECOND FLOOR
FA-501	FIRE ALARM - DETAILS
FP-001	FIRE PROTECTION - NOTES
FP-101	FIRE PROTECTION - FIRST FLOOR ZONING PLAN
FP-102	FIRE PROTECTION - SECOND FLOOR ZONING PLAN
FP-103	FIRE PROTECTION - PENTHOUSE ZONING PLAN
FP-111	FIRE PROTECTION - FIRST FLOOR
FP-112	FIRE PROTECTION - SECOND FLOOR
FP-113	FIRE PROTECTION - PENTHOUSE
FP-201	FIRE PROTECTION - ENLARGED FIRE RISER ROOM

CODE REVIEW SUMMARY

[NOTES IN BRACKETS ARE TO BE DELETED - FOR REFERENCE ONLY]

LOCATION
201 W. SHERIDAN ST. SAN ANTONIO, TX 78204

PROPERTY DESCRIPTION
SITE ACREAGE: 3.54
LOT & BLOCK NUMBERS: NCB 998 BLK LOT 10 (ACCD-SHERIDAN SUBD.)
PROPERTY I.D. NUMBER: 1103316

CODE BASIS
2021 INTERNATIONAL BUILDING CODE
2021 INTERNATIONAL FIRE CODE
2021 INTERNATIONAL MECHANICAL CODE
2021 INTERNATIONAL PLUMBING CODE
2020 NATIONAL ELECTRIC CODE
2021 INTERNATIONAL ENERGY CONSERVATION CODE
ALL ABOVE REFERENCES TO INCLUDE LOCAL AMENDMENTS

ACCESSIBILITY
2012 TEXAS ACCESSIBILITY STANDARDS

OCCUPANCY CLASSIFICATION (IBC CH. 3)
GROUP B [primary] / GROUP A2/A3 [mixed]

BUILDING DESCRIPTION
FIRST FLOOR AREA -128,332 S.F.
SECOND FLOOR -128,911 S.F.
HEIGHT (IN FEET): XX FT.
HEIGHT (# OF FLOORS): 2

CONSTRUCTION TYPE
TYPE IIB

ALLOWABLE AREAS / HEIGHTS
ALLOWABLE HEIGHT (IBC 504.3): 75 FT.
ALLOWABLE # OF STORIES (IBC 504.4): 2
BASIC ALLOWABLE AREA (IBC 506.2): 9,500 S.F.
FRONTAGE INCREASE (IBC 506.3): 7,125 S.F.
[no qualify public way or open space > 20 ft. - calculate per Equation 5-5]
ALLOWABLE AREA INCREASE (IBC 506.2): 19,000 S.F. **[calculate per Equation 5-1, 5-2, or 5-3]**
ALLOWABLE AREA PER FLOOR: 35, 625 S.F.

OCCUPANT LOAD / EXIT WIDTH REQUIREMENTS
OCCUPANT LOAD: 541 (FIRST FLOOR) + 515 (SECOND FLOOR)
TOTAL WIDTH OF EXITS REQUIRED: 129 INCHES
TOTAL WIDTH OF EXITS PROVIDED: XXX INCHES
WIDTH OF STAIRWAYS REQUIRED: 155 INCHES
WIDTH OF STAIRWAYS PROVIDED: XXX INCHES

FIRE RESISTIVE REQUIREMENTS (IBC TABLE 601)
PRIMARY STRUCTURAL FRAME: 0 HR
BEARING WALLS:
EXTERIOR: 0 HR
INTERIOR: 0 HR
NON-BEARING WALLS:
EXTERIOR: 0 HR
INTERIOR: 0 HR
FLOOR CONSTRUCTION: 0 HR
ROOF CONSTRUCTION: 0 HR
EXIT STAIRS / PASSAGEWAYS: 0 HR

FIRE SPRINKLER
TO BE INSTALLED THROUGHOUT THE BUILDING

FIRE ALARM
XX MANUAL AND VOICE ALARM W/ SPRINKLER SUPERVISION
TO BE INSTALLED THROUGHOUT XX

EMERGENCY RESPONDER COMMUNICATION ENHANCEMENT SYSTEM (IFC 510)
XX NOT REQUIRED, FLOOR BELOW 50,000 S.F. (IFC 510, COSA AMENDMENT) XX

PARKING COUNT

REQUIRED: 190 (AEVR IN PROGRESS)
PROVIDED: 171

SPECIAL INSPECTIONS REQUIREMENT

- INSPECTION OF FABRICATORS IF THE FABRICATION OF STRUCTURAL LOAD BEARING MEMBERS AND ASSEMBLIES IS PERFORMED ON THE PREMISES OF THE FABRICATORS SHOP.
- STEEL CONSTRUCTION (WELDING, DETAILS, HIGH STRENGTH BOLTS).
- CONCRETE CONSTRUCTION (THERE ARE SOME EXCEPTIONS FOUND IN 1704.4)
- MASONRY CONSTRUCTION.
- WOOD CONSTRUCTION.
- SOILS (SITE PREP, DURING FILL PLACEMENT, EVALUATION OF IN-PLACE DENSITY).
- PILE FOUNDATIONS.
- PIER FOUNDATIONS.
- WALL PANELS AND VENEERS.
- SPRAYED FIRE-RESISTANT MATERIALS.
- EXTERIOR INSULATION FINISH SYSTEMS (EIFS).
- SPECIAL CASES (ITEMS CONSIDERED UNUSUAL IN NATURE BY THE BUILDING OFFICIAL).
- SMOKE CONTROL.

PLUMBING FIXTURE COUNT

FIRST FLOOR	OCCUPANCY TYPE	# MEN	# WOMEN		
REQUIRED					
MEN	WATER CLOSETS	LAVATORIES	DRINKING FOUNTAINS	SERVICE SINK	BATHTUB / SHOWER
WOMEN	5	5	5	#	NA
PROVIDED					
MEN	WATER CLOSETS	LAVATORIES	DRINKING FOUNTAINS	SERVICE SINK	BATHTUB / SHOWER
WOMEN	5	4	5	#	#

Project No. 22068A

Registered Architect
Edith Hund
19339

PRELIMINARY
This design document is
incomplete and may not be
used for regulatory approval,
permitting, or construction.

Date 2024-07-26

San Antonio River Authority

SARA Sheridan Campus

201 W Sheridan St
San Antonio, TX
78204

revision date

LAKE FLATO

RVK
ARCHITECTURE

2002 N. Saint Mary's St.
San Antonio Texas 78212
Office: 210.733.3535
web: www.rvkarchitecture.com

30%
CONSTRUCTION
DOCUMENTS

CODE000

CODE REVIEW

SYMBOL LEGEND:

- LOCATION OF 3 HR. RATED CONSTRUCTION
LOCATION OF 2 HR. RATED CONSTRUCTION
LOCATION OF 1 HR. RATED CONSTRUCTION

ROOM NAME	
SQUARE FOOTAGE	OCCUPANCY LOAD
OCCUPANCY LOAD FACTOR	OCCUPANCY LOAD

- DENOTES SCALED TRAVEL DISTANCE TO AN EXIT
X TRAVEL DISTANCE
◆ SEMI-RECESSED FIRE EXTINGUISHER CABINET (UNLESS NOTED OTHERWISE)
EXIT EXIT
PH PANIC HARDWARE
C ACCESS CONTROL
MS MOTION SENSOR
ML MAGNETIC LOCK
EPB ELECTRONIC PANIC BUTTON

EGRESS INFORMATION:

- FIRST FLOOR
TOTAL FLOOR OCCUPANCY = 486
EXIT REQUIREMENTS
2 EXITS REQUIRED
3 EXITS PROVIDED
8'-1" DOOR WIDTH REQUIRED
39'-0" DOOR WIDTH PROVIDED
SECOND FLOOR
TOTAL FLOOR OCCUPANCY = 403
EXIT REQUIREMENTS
2 EXITS REQUIRED
3 EXITS PROVIDED
8'-7" DOOR WIDTH REQUIRED
11'-8" DOOR WIDTH PROVIDED
10'-1" REQUIRED STAIR WIDTH
15'-7" PROVIDED STAIR WIDTH
--- MAXIMUM MEASURED TRAVEL DISTANCE 220' (250' PERMITTED)

OCCUPANT LOAD CALCULATION:

XX.XXX	XXX
150 (GROSS)	

USE: BUSINESS AREA

OCCUPANT LOAD CALCULATIONS

ROOM NO.	ROOM NAME	USE	AREA	FACTOR	OCCUPANCY LOAD
Not Placed					
136A	CIRCULATION	BUSINESS AREAS	Not Placed	150	0
FIRST FLOOR					
100	VESTIBULE	BUSINESS AREAS	162 SF	150	2
101	BRIDGE	BUSINESS AREAS	1384 SF	150	10
102	OPEN COLLABORATION / EXHIBIT	BUSINESS AREAS	473 SF	150	4
103	MECHANICAL	ACCESSORY STORAGE AREAS, MECHANICAL EQUIPMENT ROOM	397 SF	300	2
104	IDF	ACCESSORY STORAGE AREAS, MECHANICAL EQUIPMENT ROOM	79 SF	300	1
105	CUSTODIAL	ACCESSORY STORAGE AREAS, MECHANICAL EQUIPMENT ROOM	45 SF	300	1
106	WET LAB	BUSINESS AREAS	523 SF	150	4
107	STORAGE	ACCESSORY STORAGE AREAS, MECHANICAL EQUIPMENT ROOM	201 SF	300	1
108	RESTROOM	BUSINESS AREAS	153 SF	150	2
109	RESTROOM	BUSINESS AREAS	153 SF	150	2
110	STAIR	BUSINESS AREAS	338 SF	150	3
110E	FIRE RISER	ACCESSORY STORAGE AREAS, MECHANICAL EQUIPMENT ROOM	236 SF	300	1
111	LOADING / RECEIVING	ACCESSORY STORAGE AREAS, MECHANICAL EQUIPMENT ROOM	527 SF	300	2
112	WET AREA	BUSINESS AREAS	129 SF	150	1
113	MAIN ELECTRICAL	ACCESSORY STORAGE AREAS, MECHANICAL EQUIPMENT ROOM	198 SF	300	1
114	LAB RECEIVING	BUSINESS AREAS	377 SF	150	3
115	CIRCULATION	BUSINESS AREAS	619 SF	150	5
115A	SURVEY EQUIPMENT STORAGE	ACCESSORY STORAGE AREAS, MECHANICAL EQUIPMENT ROOM	19 SF	300	1
116	SAMPLE STORAGE	BUSINESS AREAS	281 SF	150	2
117	CIRCULATION	BUSINESS AREAS	814 SF	150	6
117A	CUSTODIAL	ACCESSORY STORAGE AREAS, MECHANICAL EQUIPMENT ROOM	14 SF	300	1
118	OPEN LAB	BUSINESS AREAS	412 SF	150	3
119	MICRO	BUSINESS AREAS	375 SF	150	3
120	M. PREP	BUSINESS AREAS	260 SF	150	2
121	BST - FILTRATION	BUSINESS AREAS	125 SF	150	1
122	BST - EXTRACTION	BUSINESS AREAS	128 SF	150	1
123	BST - ANALYSIS	BUSINESS AREAS	129 SF	150	1
124	TKN	BUSINESS AREAS	275 SF	150	2
125	M. ANALYSIS	BUSINESS AREAS	202 SF	150	2
126	AUTOCLOAVE	BUSINESS AREAS	149 SF	150	1
127	BALANCE ROOM	BUSINESS AREAS	76 SF	150	1
128	BOD / CHLORINE	BUSINESS AREAS	172 SF	150	2
129	CHLOROPHYLL	BUSINESS AREAS	180 SF	150	2
130	ANION	BUSINESS AREAS	174 SF	150	2
131	FITNESS	ASSEMBLY - UNCONCENTRATED (TABLES & CHAIRS)	794 SF	15	53
132	RESTROOM	BUSINESS AREAS	114 SF	150	1
133	RESTROOM	BUSINESS AREAS	114 SF	150	1
134	MECHANICAL	ACCESSORY STORAGE AREAS, MECHANICAL EQUIPMENT ROOM	420 SF	300	2
136	CIRCULATION	BUSINESS AREAS	703 SF	150	5
137	RESTROOM	BUSINESS AREAS	152 SF	150	2
138	RESTROOM	BUSINESS AREAS	153 SF	150	2
139	MOTHERS / WELLNESS	BUSINESS AREAS	82 SF	150	1
140	CUSTODIAL	ACCESSORY STORAGE AREAS, MECHANICAL EQUIPMENT ROOM	69 SF	300	1
141	IDF	ACCESSORY STORAGE AREAS, MECHANICAL EQUIPMENT ROOM	78 SF	300	1
142	ELECTRICAL	ACCESSORY STORAGE AREAS, MECHANICAL EQUIPMENT ROOM	71 SF	300	1
143	STORAGE	ACCESSORY STORAGE AREAS, MECHANICAL EQUIPMENT ROOM	133 SF	300	1
144	CONFERENCE ROOM	BUSINESS AREAS	296 SF	150	2
145	MECHANICAL	ACCESSORY STORAGE AREAS, MECHANICAL EQUIPMENT ROOM	402 SF	300	2
146	STORAGE	ACCESSORY STORAGE AREAS, MECHANICAL EQUIPMENT ROOM	237 SF	300	1
147	CAFE	ASSEMBLY - UNCONCENTRATED (TABLES & CHAIRS)	1403 SF	15	94
148	CONFERENCE CENTER	ASSEMBLY - CONCENTRATED (CHAIRS ONLY - NOT FIXED)	2112 SF	7	302
150	STORAGE	ACCESSORY STORAGE AREAS, MECHANICAL EQUIPMENT ROOM	157 SF	300	1
151	VESTIBULE	BUSINESS AREAS	97 SF	150	1
152	ANCILLARY ENTRY	BUSINESS AREAS	422 SF	150	3
153	ELECTRICAL	ACCESSORY STORAGE AREAS, MECHANICAL EQUIPMENT ROOM	73 SF	300	1
154	CIRCULATION	BUSINESS AREAS	542 SF	150	4
155	RESTROOM	BUSINESS AREAS	191 SF	150	2
156	RESTROOM	BUSINESS AREAS	191 SF	150	2
157	STAIR	BUSINESS AREAS	240 SF	150	2
158	IDF	ACCESSORY STORAGE AREAS, MECHANICAL EQUIPMENT ROOM	74 SF	300	1
159	WORKSTATIONS	BUSINESS AREAS	567 SF	150	4
160	PO1	BUSINESS AREAS	153 SF	150	2
161	PO1	BUSINESS AREAS	151 SF	150	2
162	WORKSTATIONS	BUSINESS AREAS	1181 SF	150	8
163	PO1	BUSINESS AREAS	149 SF	150	1
164	PO1	BUSINESS AREAS	150 SF	150	1
165	PO1	BUSINESS AREAS	150 SF	150	2
166	PO2	BUSINESS AREAS	197 SF	150	2
167	COFFEE / COPY	BUSINESS AREAS	174 SF	150	2
168	COFFEE / COPY	BUSINESS AREAS	105 SF	150	1
169	WORKSTATIONS	BUSINESS AREAS	1418 SF	150	10
170	PO4	BUSINESS AREAS	248 SF	150	2
170A	IT STORAGE	ACCESSORY STORAGE AREAS, MECHANICAL EQUIPMENT ROOM	362 SF	300	2
171	PO2	BUSINESS AREAS	205 SF	150	2
172	PO1	BUSINESS AREAS	148 SF	150	1
173	PO1	BUSINESS AREAS	148 SF	150	1
174	PO1	BUSINESS AREAS	148 SF	150	1
175	PO1	BUSINESS AREAS	148 SF	150	1
176	SMALL CONFERENCE	BUSINESS AREAS	186 SF	150	2
177	LOCKERS	LOCKER ROOMS	100 SF	50	3
			25185 SF		617

1 LIFE SAFETY PLAN
FIRST FLOOR
3/32" = 1'-0"

SYMBOL LEGEND:

LOCATION OF 3 HR. RATED CONSTRUCTION
LOCATION OF 2 HR. RATED CONSTRUCTION
LOCATION OF 1 HR. RATED CONSTRUCTION

ROOM NAME
SQUARE FOOTAGE
OCCUPANCY LOAD FACTOR

OCCUPANCY LOAD

--- DENOTES SCALED TRAVEL DISTANCE TO AN EXIT
X TRAVEL DISTANCE
FE SEMI-RECESSED FIRE EXTINGUISHER CABINET (UNLESS NOTED OTHERWISE)
EXIT EXIT
PH PANIC HARDWARE
C ACCESS CONTROL
MS MOTION SENSOR
ML MAGNETIC LOCK
EPB ELECTRONIC PANIC BUTTON

EGRESS INFORMATION:

FIRST FLOOR
TOTAL FLOOR OCCUPANCY = 486
EXIT REQUIREMENTS
2 EXITS REQUIRED
9 EXITS PROVIDED
8'-1" DOOR WIDTH REQUIRED
39'-0" DOOR WIDTH PROVIDED

SECOND FLOOR
TOTAL FLOOR OCCUPANCY = 403
EXIT REQUIREMENTS
2 EXITS REQUIRED
3 EXITS PROVIDED
6'-7" DOOR WIDTH REQUIRED
11'-8" DOOR WIDTH PROVIDED
10'-1" REQUIRED STAIR WIDTH
13'-7" PROVIDED STAIR WIDTH

MAXIMUM MEASURED TRAVEL DISTANCE 220' (250' PERMITTED)

OCCUPANT LOAD CALCULATION:

XX.XXX	XXX
150 (GROSS)	
USE: BUSINESS AREA	

OCCUPANT LOAD CALCULATIONS				
ROOM NO.	ROOM NAME	USE	AREA	OCCUPANCY LOAD
SECOND FLOOR				
135	ELEVATOR	BUSINESS AREAS	88 SF	150
200	BRIDGE	BUSINESS AREAS	1396 SF	150
201	OPEN COLLABORATION	BUSINESS AREAS	297 SF	150
202	MECHANICAL	ACCESSORY STORAGE AREAS, MECHANICAL EQUIPMENT ROOM	221 SF	150
203	MECHANICAL	ACCESSORY STORAGE AREAS, MECHANICAL EQUIPMENT ROOM	383 SF	300
204	WORKSTATIONS	BUSINESS AREAS	912 SF	150
205	HOTELING	BUSINESS AREAS	566 SF	150
206	HUDDLE	BUSINESS AREAS	173 SF	150
207	HUDDLE	BUSINESS AREAS	148 SF	150
208	CIRCULATION	BUSINESS AREAS	391 SF	150
208A	CIRCULATION	BUSINESS AREAS	68 SF	150
209	JANITOR & STORAGE	ACCESSORY STORAGE AREAS, MECHANICAL EQUIPMENT ROOM	128 SF	300
210	RESTROOM	BUSINESS AREAS	153 SF	150
211	RESTROOM	BUSINESS AREAS	153 SF	150
212	STAIR	ACCESSORY STORAGE AREAS, MECHANICAL EQUIPMENT ROOM	293 SF	300
213	STAIR	BUSINESS AREAS	231 SF	150
214	CUSTODIAL	ACCESSORY STORAGE AREAS, MECHANICAL EQUIPMENT ROOM	57 SF	300
215	ELECTRICAL	ACCESSORY STORAGE AREAS, MECHANICAL EQUIPMENT ROOM	72 SF	300
216	MDF / SERVER	ACCESSORY STORAGE AREAS, MECHANICAL EQUIPMENT ROOM	321 SF	300
217	BREAKROOM	BUSINESS AREAS	282 SF	150
218	HOTELING	BUSINESS AREAS	244 SF	150
219	CONFERENCE ROOM	BUSINESS AREAS	260 SF	150
220	WORKSTATIONS	BUSINESS AREAS	2086 SF	150
221	PO1	BUSINESS AREAS	158 SF	150
222	PO1	BUSINESS AREAS	151 SF	150
223	PO1	BUSINESS AREAS	148 SF	150
224	SMALL CONFERENCE	BUSINESS AREAS	184 SF	150
225	PO1	BUSINESS AREAS	149 SF	150
226	PO1	BUSINESS AREAS	149 SF	150
227	PO1	BUSINESS AREAS	149 SF	150
228	MECHANICAL	ACCESSORY STORAGE AREAS, MECHANICAL EQUIPMENT ROOM	392 SF	300
230	RESTROOM	BUSINESS AREAS	152 SF	150
231	RESTROOM	BUSINESS AREAS	153 SF	150
232	MOTHERS / WELLNESS	BUSINESS AREAS	78 SF	150
233	ELECTRICAL	ACCESSORY STORAGE AREAS, MECHANICAL EQUIPMENT ROOM	83 SF	300
234	IDF	ACCESSORY STORAGE AREAS, MECHANICAL EQUIPMENT ROOM	83 SF	300
235	JANITOR & STORAGE	ACCESSORY STORAGE AREAS, MECHANICAL EQUIPMENT ROOM	244 SF	300
236	LARGE CONFERENCE	ASSEMBLY - CONCENTRATED (CHAIRS ONLY - NOT FIXED)	766 SF	7
237	BREAK / OPEN COLLABORATION	BUSINESS AREAS	168 SF	150
238	MECHANICAL	ACCESSORY STORAGE AREAS, MECHANICAL EQUIPMENT ROOM	342 SF	300
239	STAIR	ACCESSORY STORAGE AREAS, MECHANICAL EQUIPMENT ROOM	138 SF	300
240	WORKSTATIONS	BUSINESS AREAS	1513 SF	150
240A	WORKSTATIONS	BUSINESS AREAS	1702 SF	150
241	PO1	BUSINESS AREAS	151 SF	150
242	PO1	BUSINESS AREAS	150 SF	150
243	PO1	BUSINESS AREAS	151 SF	150
244	PO1	BUSINESS AREAS	148 SF	150
245	COPY	BUSINESS AREAS	140 SF	150
246	PO1	BUSINESS AREAS	155 SF	150
247	PO1	BUSINESS AREAS	154 SF	150
248	PO1	BUSINESS AREAS	151 SF	150
249	PO1	BUSINESS AREAS	154 SF	150
250	HUDDLE	BUSINESS AREAS	118 SF	150
251	HUDDLE	BUSINESS AREAS	102 SF	150
252	PO1	BUSINESS AREAS	148 SF	150
253	SMALL CONFERENCE	BUSINESS AREAS	240 SF	150
254	PO1	BUSINESS AREAS	157 SF	150
255	PO1	BUSINESS AREAS	152 SF	150
256	STAIR	BUSINESS AREAS	235 SF	150
257	HALLWAY	ACCESSORY STORAGE AREAS, MECHANICAL EQUIPMENT ROOM	77 SF	300
258	JANITOR	ACCESSORY STORAGE AREAS, MECHANICAL EQUIPMENT ROOM	68 SF	300
259	ELECTRICAL	ACCESSORY STORAGE AREAS, MECHANICAL EQUIPMENT ROOM	106 SF	300
260	IDF	ACCESSORY STORAGE AREAS, MECHANICAL EQUIPMENT ROOM	53 SF	300
261	RESTROOM	BUSINESS AREAS	191 SF	150
262	RESTROOM	BUSINESS AREAS	191 SF	150
263	OPEN PLOT AREA	BUSINESS AREAS	196 SF	150
264	PHONE ROOM	BUSINESS AREAS	116 SF	150
265	PHONE ROOM	BUSINESS AREAS	119 SF	150
266	SMALL CONFERENCE	BUSINESS AREAS	243 SF	150
267	CIRCULATION	BUSINESS AREAS	1026 SF	150
268	CIRCULATION	BUSINESS AREAS	858 SF	150
269	PO1	BUSINESS AREAS	150 SF	150
270	PO1	BUSINESS AREAS	151 SF	150
271	WORKSTATIONS	BUSINESS AREAS	1058 SF	150
272	PO3	BUSINESS AREAS	245 SF	150
273	PO1	BUSINESS AREAS	151 SF	150
274	PO1	BUSINESS AREAS	151 SF	150
275	PO1	BUSINESS AREAS	164 SF	150
276	PO1	BUSINESS AREAS	152 SF	150
277	SMALL CONFERENCE	BUSINESS AREAS	164 SF	150
278	SMALL CONFERENCE	BUSINESS AREAS	156 SF	150
279	WORKSTATIONS	BUSINESS AREAS	416 SF	150
280	PHONE ROOM	BUSINESS AREAS	50 SF	150
281	PO1	BUSINESS AREAS	152 SF	150
282	PO1	BUSINESS AREAS	149 SF	150
283	WORKSTATIONS	BUSINESS AREAS	767 SF	150
284	CIRCULATION	BUSINESS AREAS	453 SF	150
285	CIRCULATION	BUSINESS AREAS	142 SF	150
TOTAL			26396 SF	325
301	MECHANICAL PH	ACCESSORY STORAGE AREAS, MECHANICAL EQUIPMENT ROOM	716 SF	300
302	STAIR	BUSINESS AREAS	282 SF	150
303	MECHANICAL PH	ACCESSORY STORAGE AREAS, MECHANICAL EQUIPMENT ROOM	1147 SF	300
304	STAIR	BUSINESS AREAS	248 SF	150
TOTAL			2393 SF	11
TOTAL			53972 SF	953

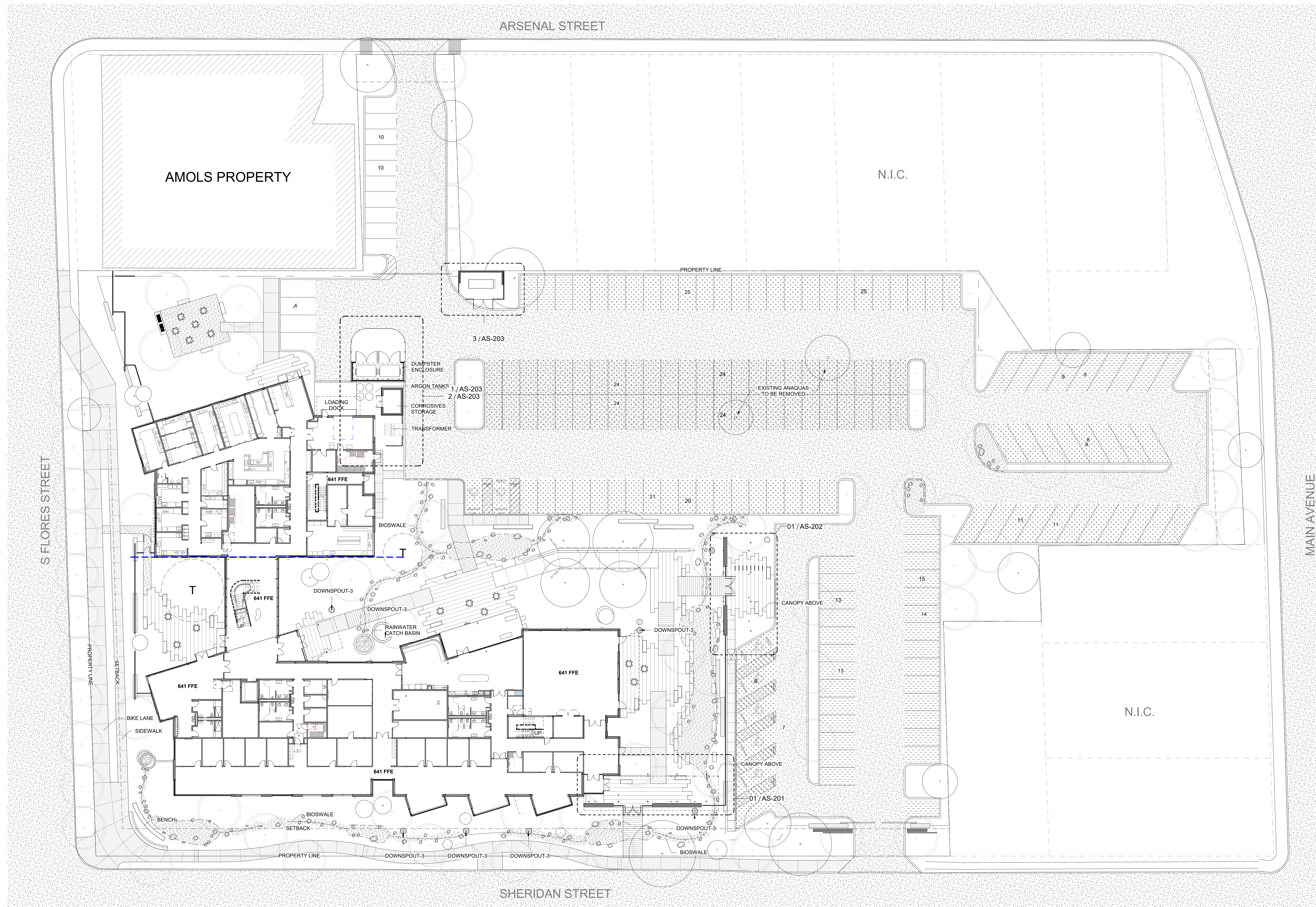
2 LIFE SAFETY PLAN
LIFE SAFETY PLAN - PENTHOUSE
3/32" = 1'-0"

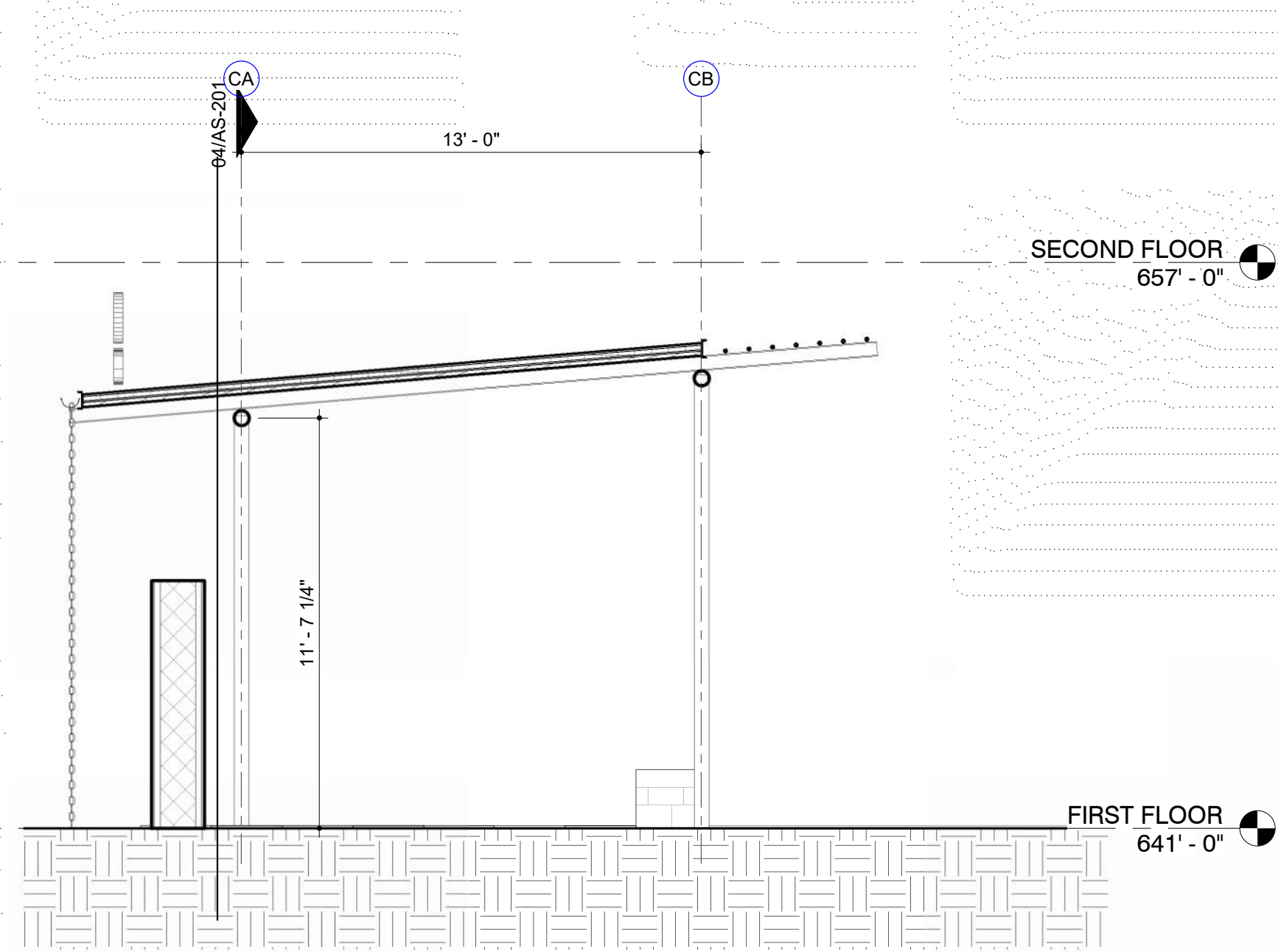
3 LIFE SAFETY PLAN
LIFE SAFETY PLAN - PENTHOUSE
3/32" = 1'-0"

1 LIFE SAFETY PLAN
LIFE SAFETY PLAN SECOND FLOOR
3/32" = 1'-0"

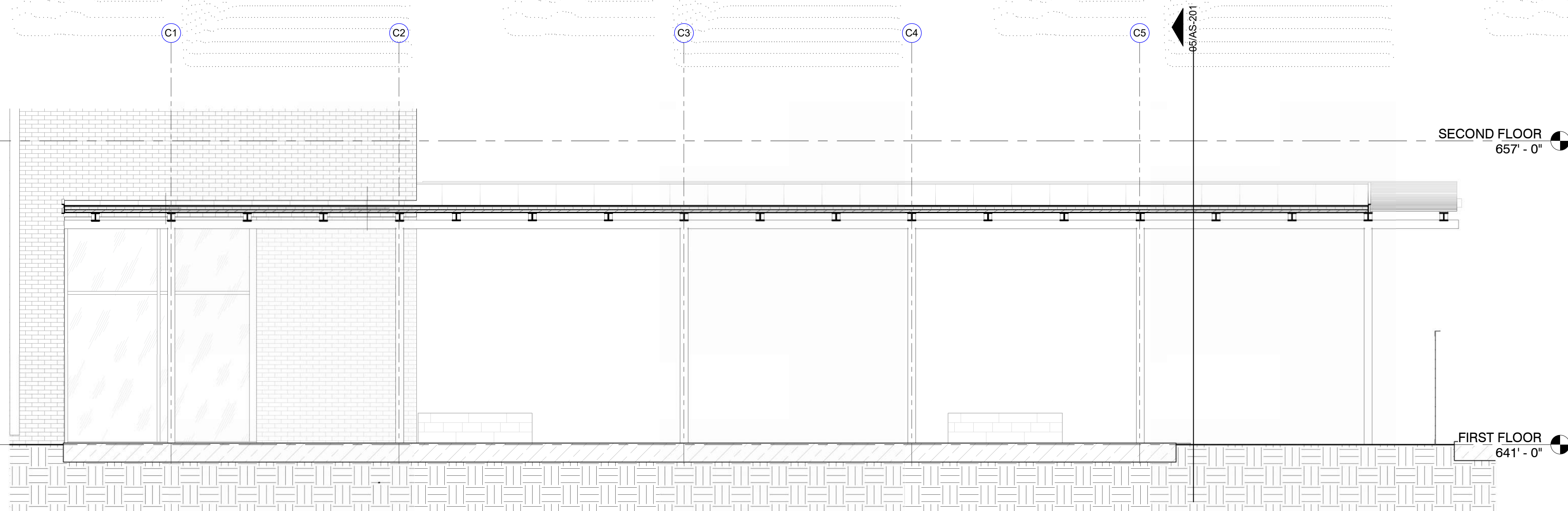




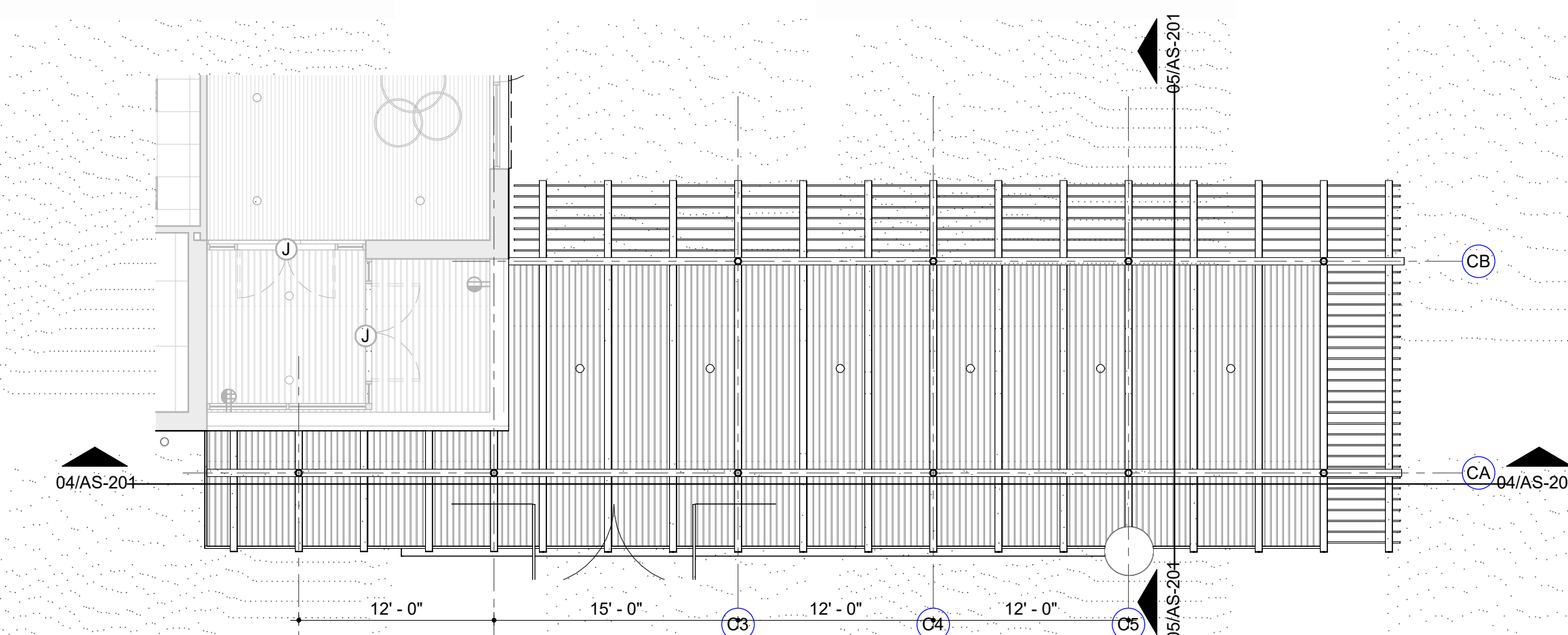




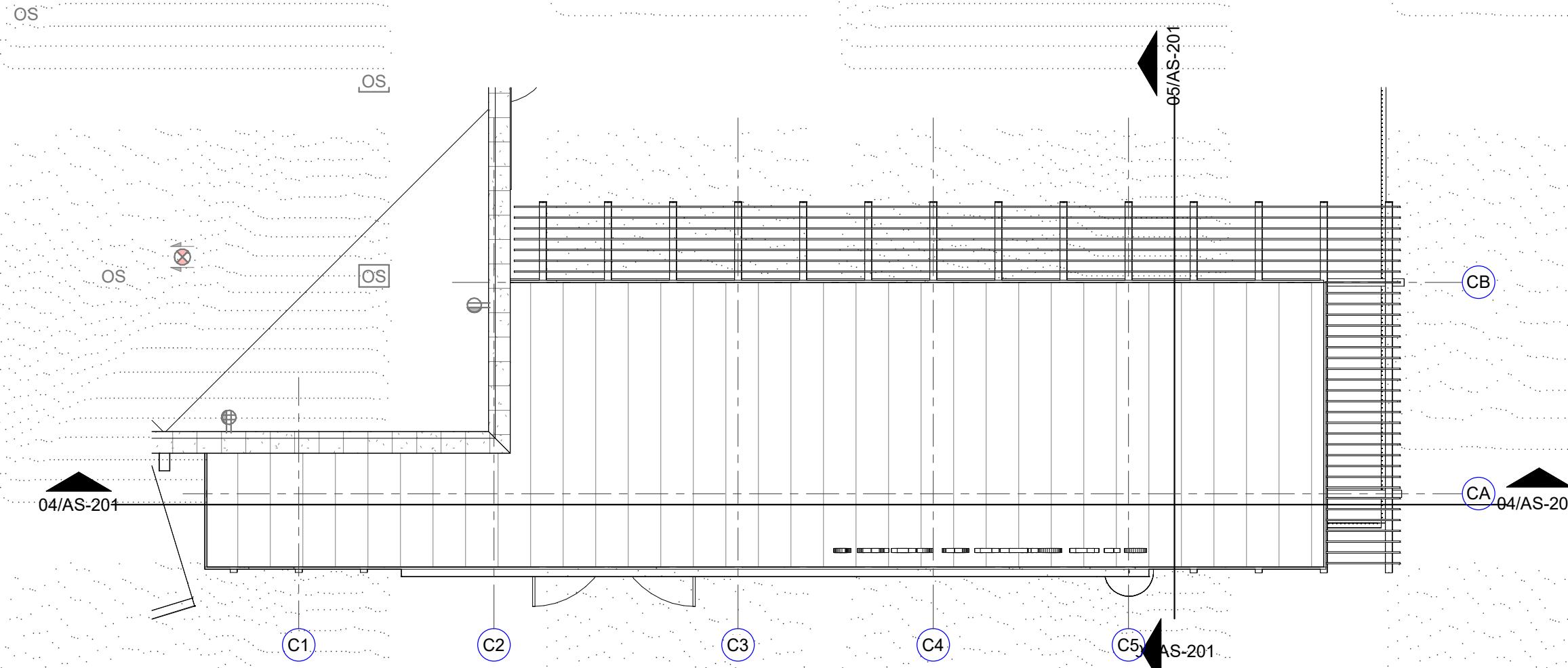
05 BUILDING SECTION
CANOPY A N/S
1/4" = 1'-0"



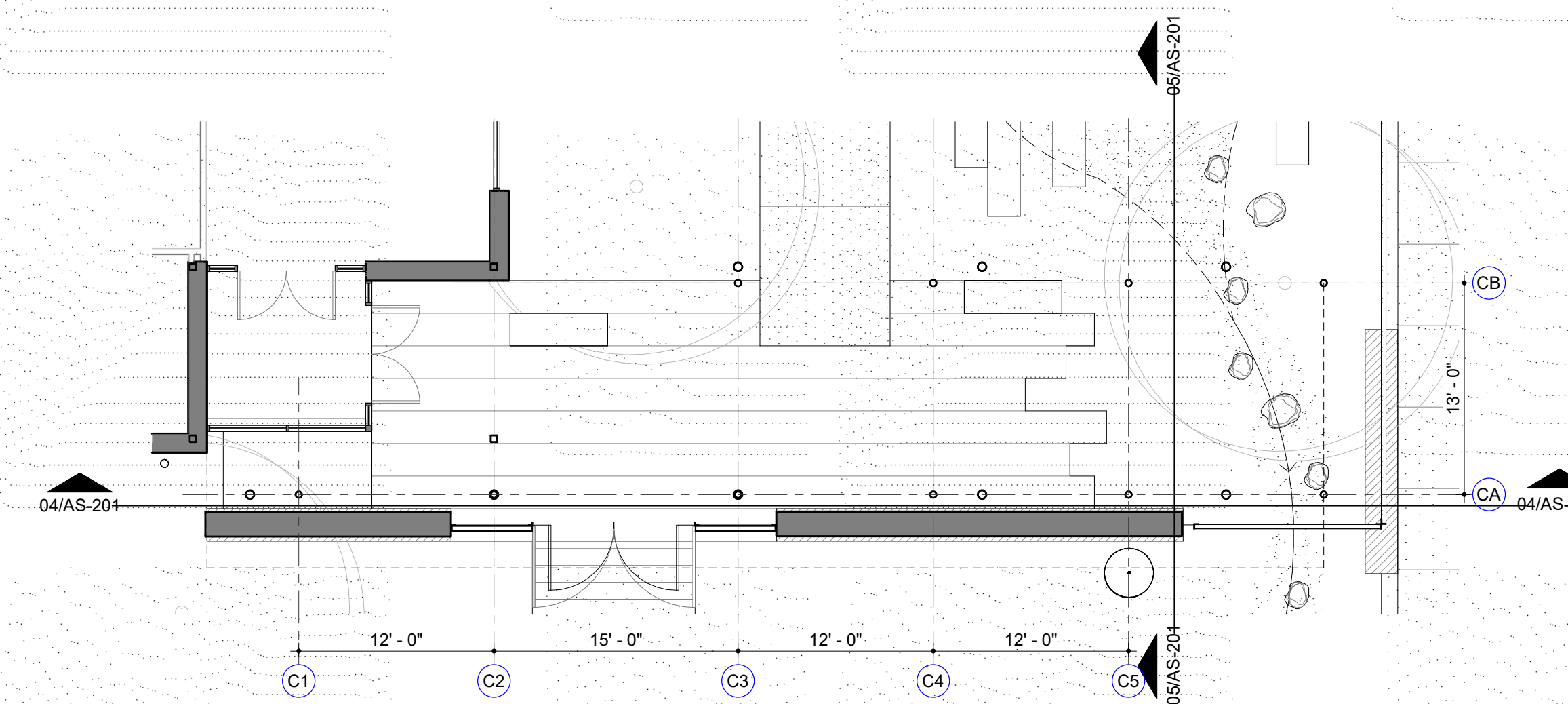
04 BUILDING SECTION
CANOPY A E/W
1/4" = 1'-0"



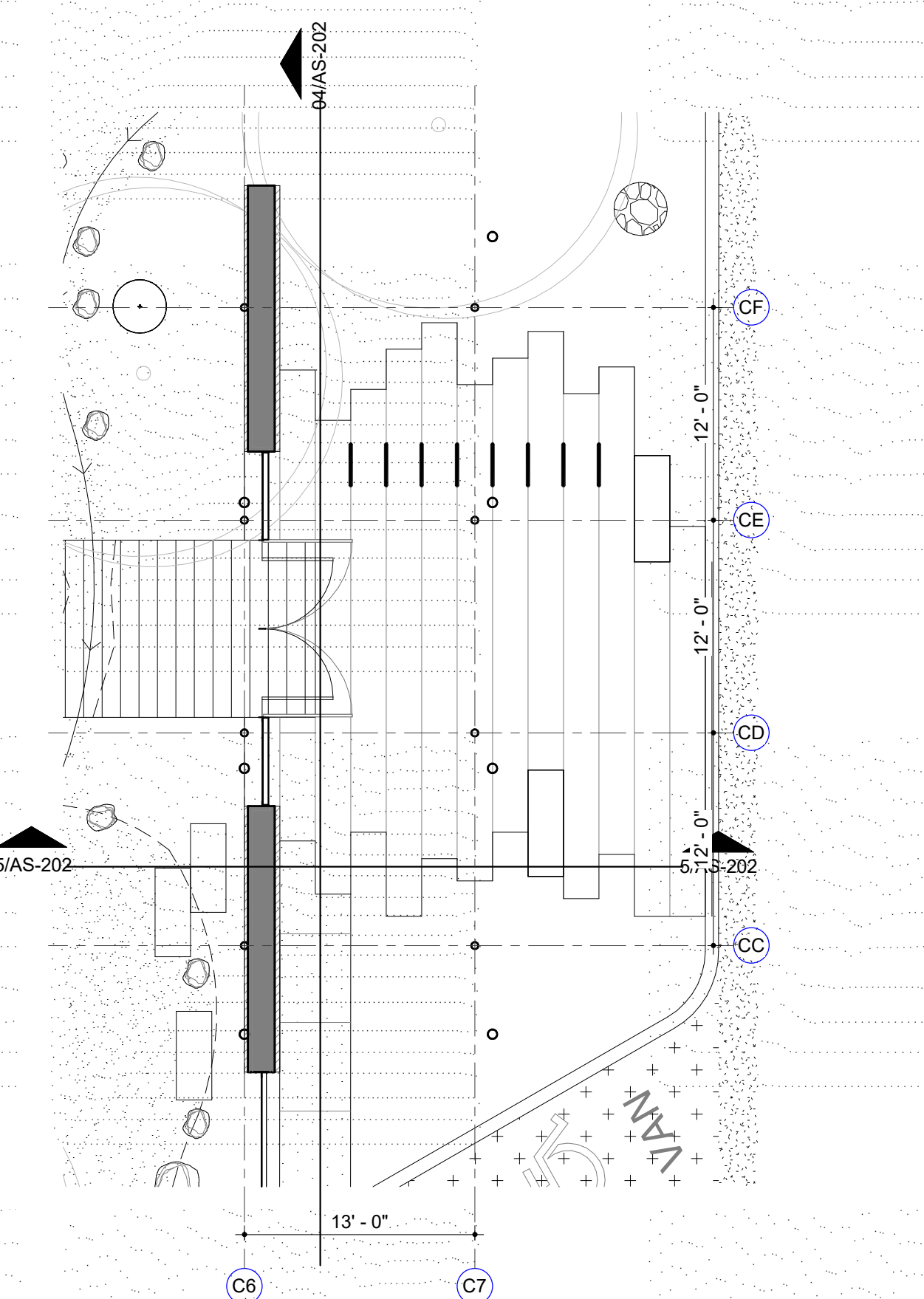
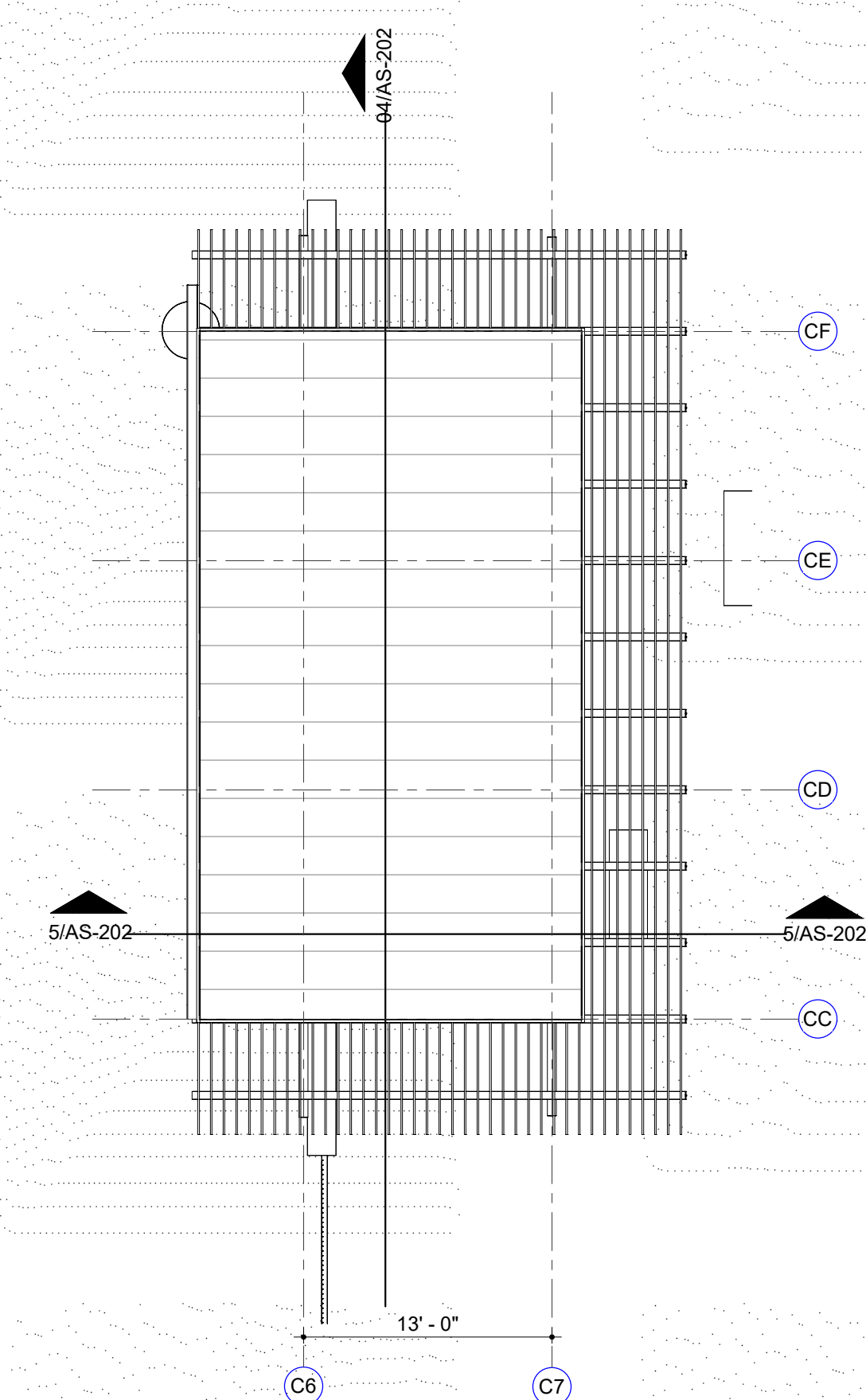
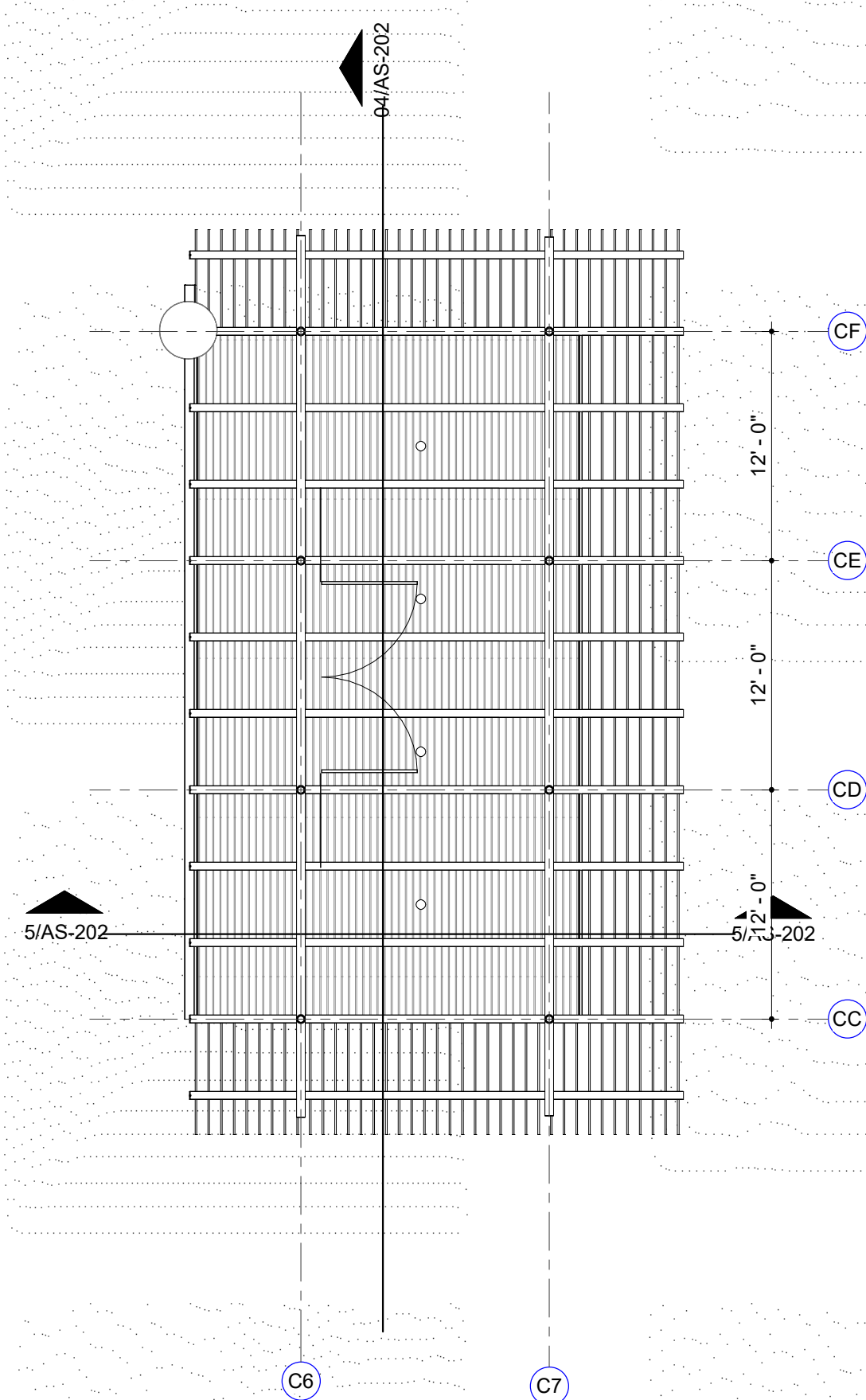
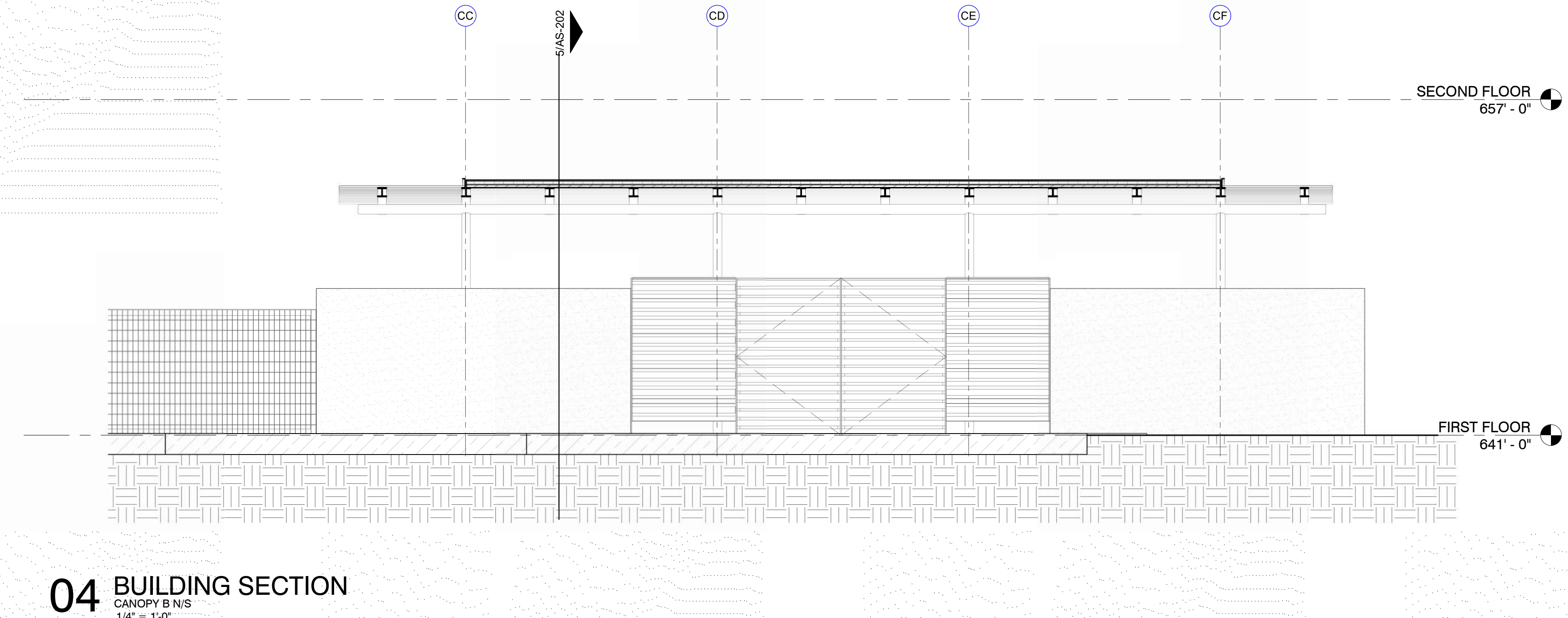
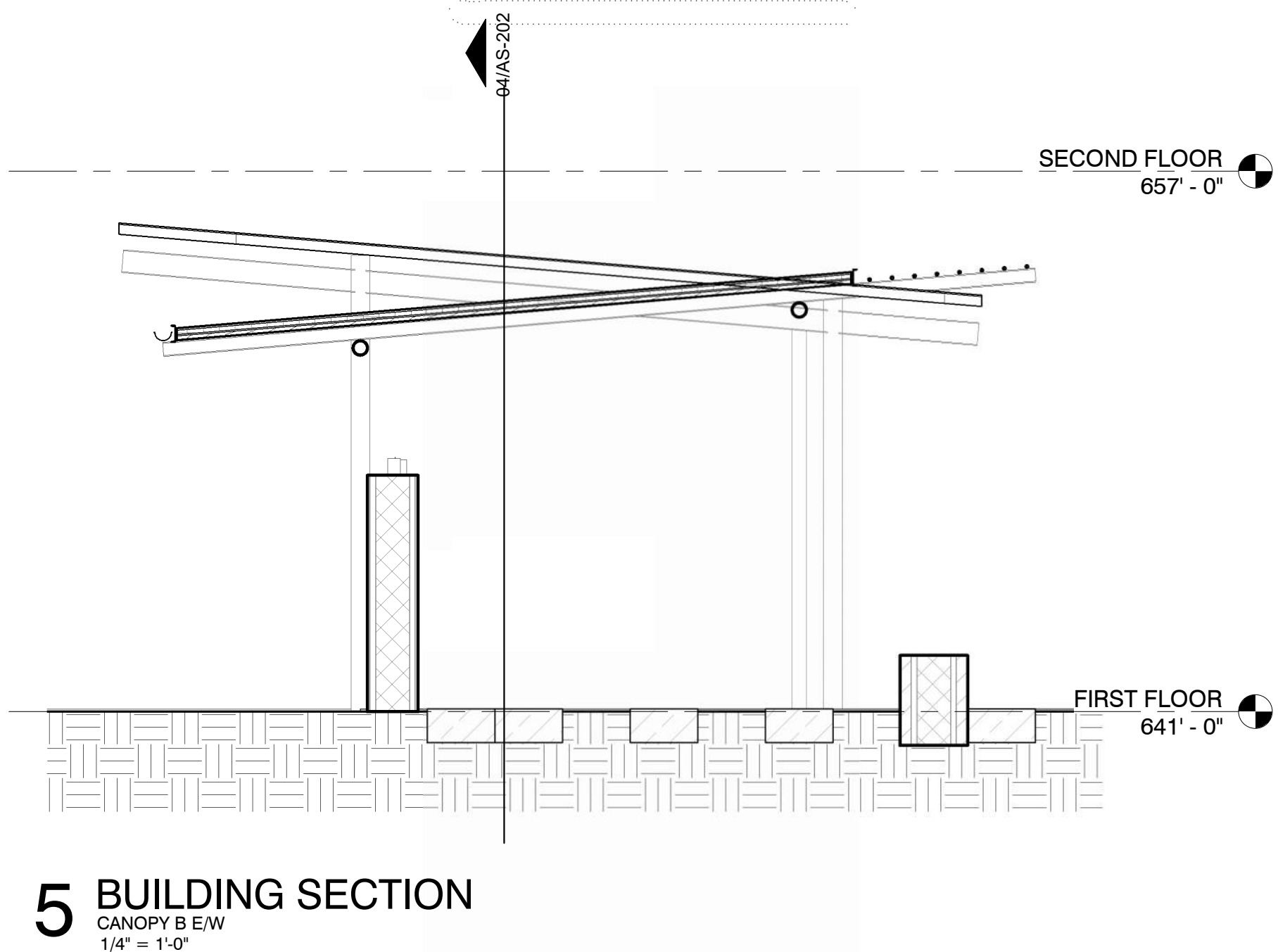
03 REFLECTED CEILING PLAN
SITE CANOPY
1/8" = 1'-0"



02 ROOF PLAN
CANOPY A ROOF PLAN
1/8" = 1'-0"



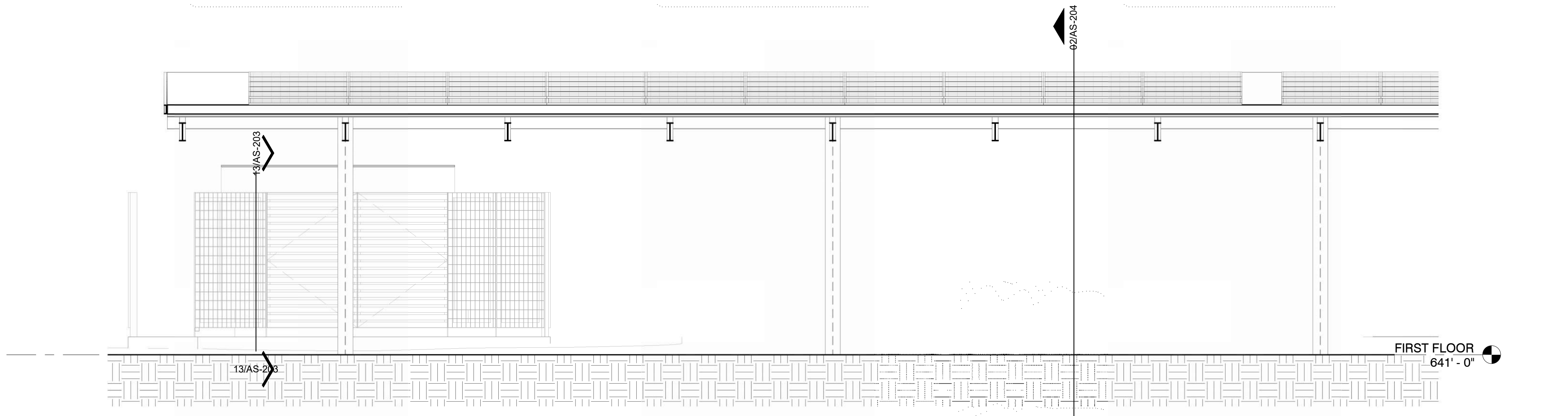
01 ENLARGED SITE PLAN
CANOPY A FLOOR PLAN
1/8" = 1'-0"



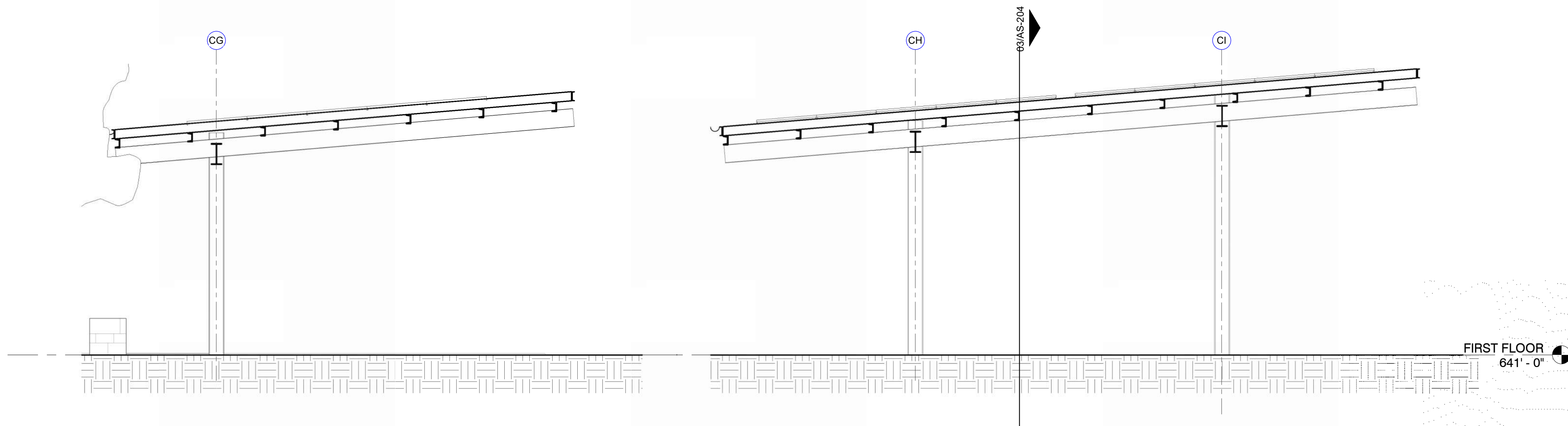
7/26/2024 9:50:58 AM

San Antonio River Authority
SARA Sheridan Campus
201 W Sheridan St
San Antonio, TX
78204

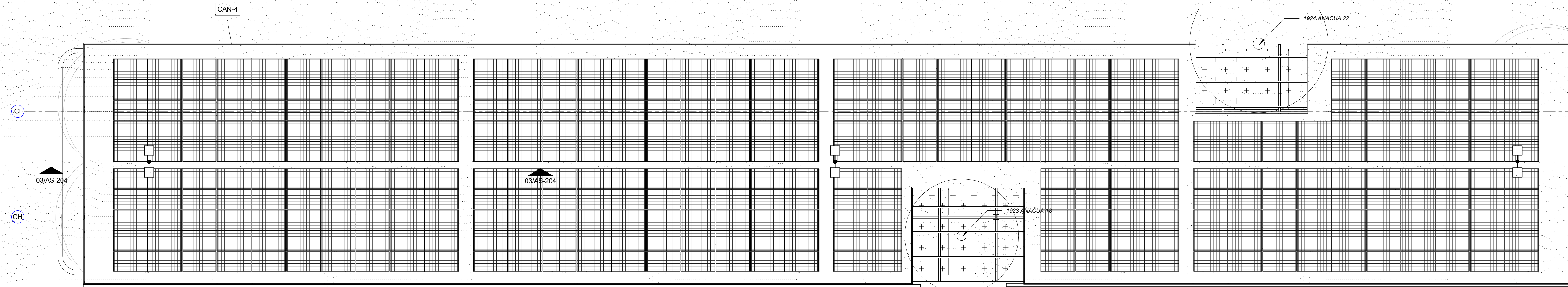
revision date



03 BUILDING SECTION
COVERED PARKING E/W
1/4" = 1'-0"



02 BUILDING SECTION
COVERED PARKING N/S
1/4" = 1'-0"



01 ROOF PLAN
COVERED PARKING ROOF PLAN
1/8" = 1'-0"



San Antonio River Authority
SARA Sheridan Campus
201 W Sheridan St
San Antonio, TX
78204

revision date

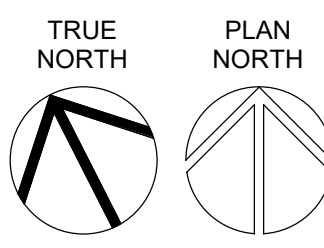


2002 N. Saint Mary's St.
San Antonio Texas 78212
Office: 210.733.3535
web: www.rvkarchitecture.com

30%
CONSTRUCTION
DOCUMENTS

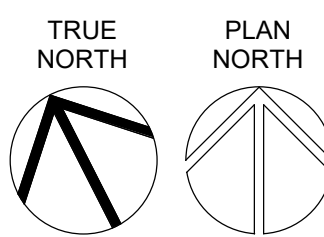
A-001
SLAB EDGE PLAN- FIRST
FLOOR

REFER TO STRUCTURAL
FOR DIMENSIONS AND
CIVIL FOR GRADING
COORDINATION



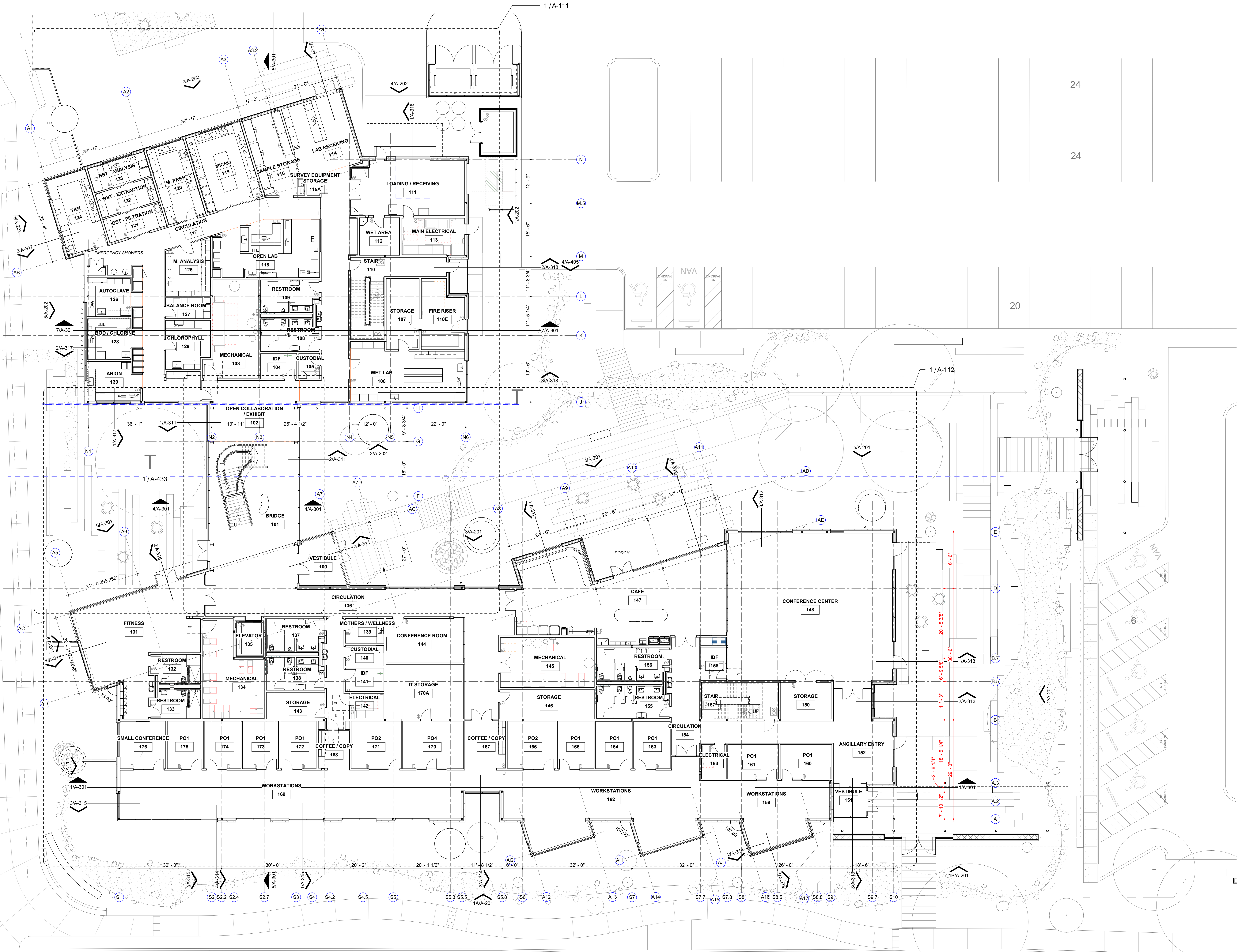
1 FLOOR PLAN
SLAB EDGE PLAN - FIRST FLOOR
3/32" = 1'-0"

7/26/2024 9:52:31 AM



1 FLOOR PLAN

FIRST FLOOR
3/32" = 1'-0"



San Antonio River Authority

SARA Sheridan Campus

201 W Sheridan St
San Antonio, TX
78204

revision date



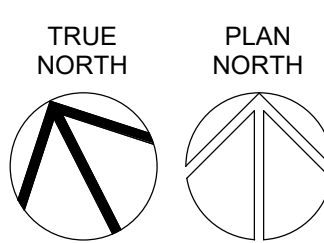
2002 N. Saint Mary's St.
San Antonio Texas 78212
Office: 210.733.3535
web: www.rvkarchitecture.com

30%
CONSTRUCTION
DOCUMENTS

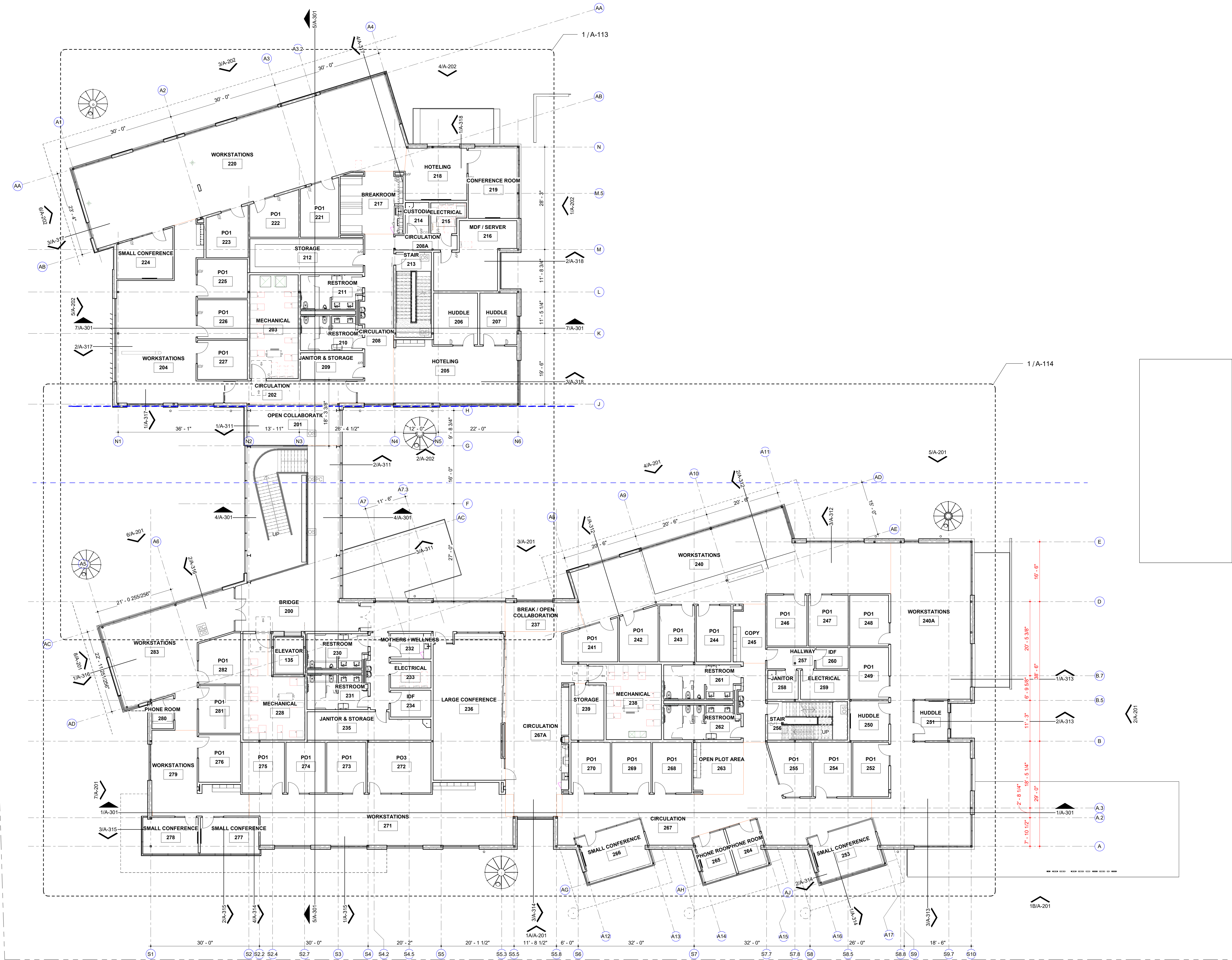
A-101

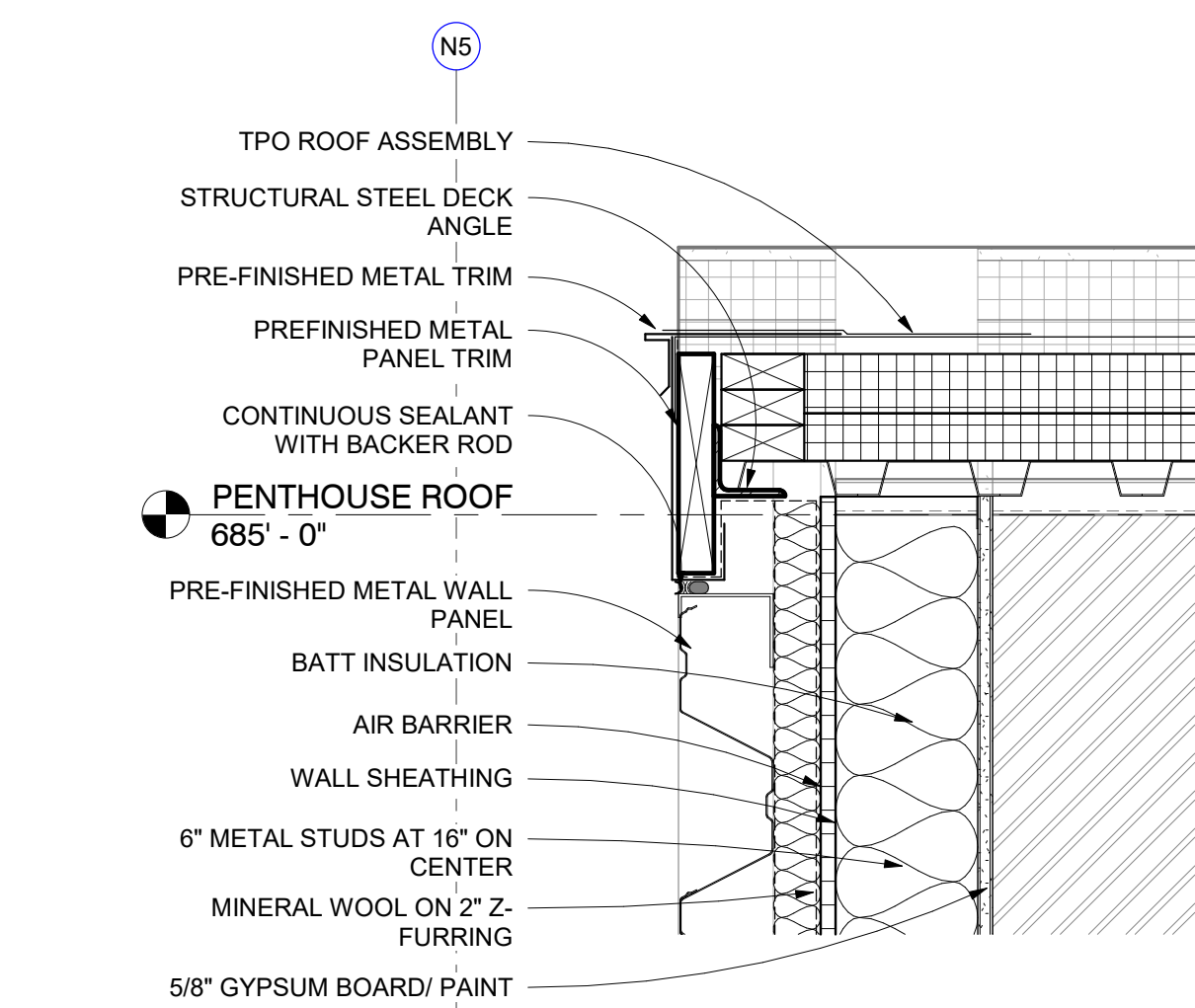
FIRST FLOOR PLAN

7/26/2024 9:52:36 AM

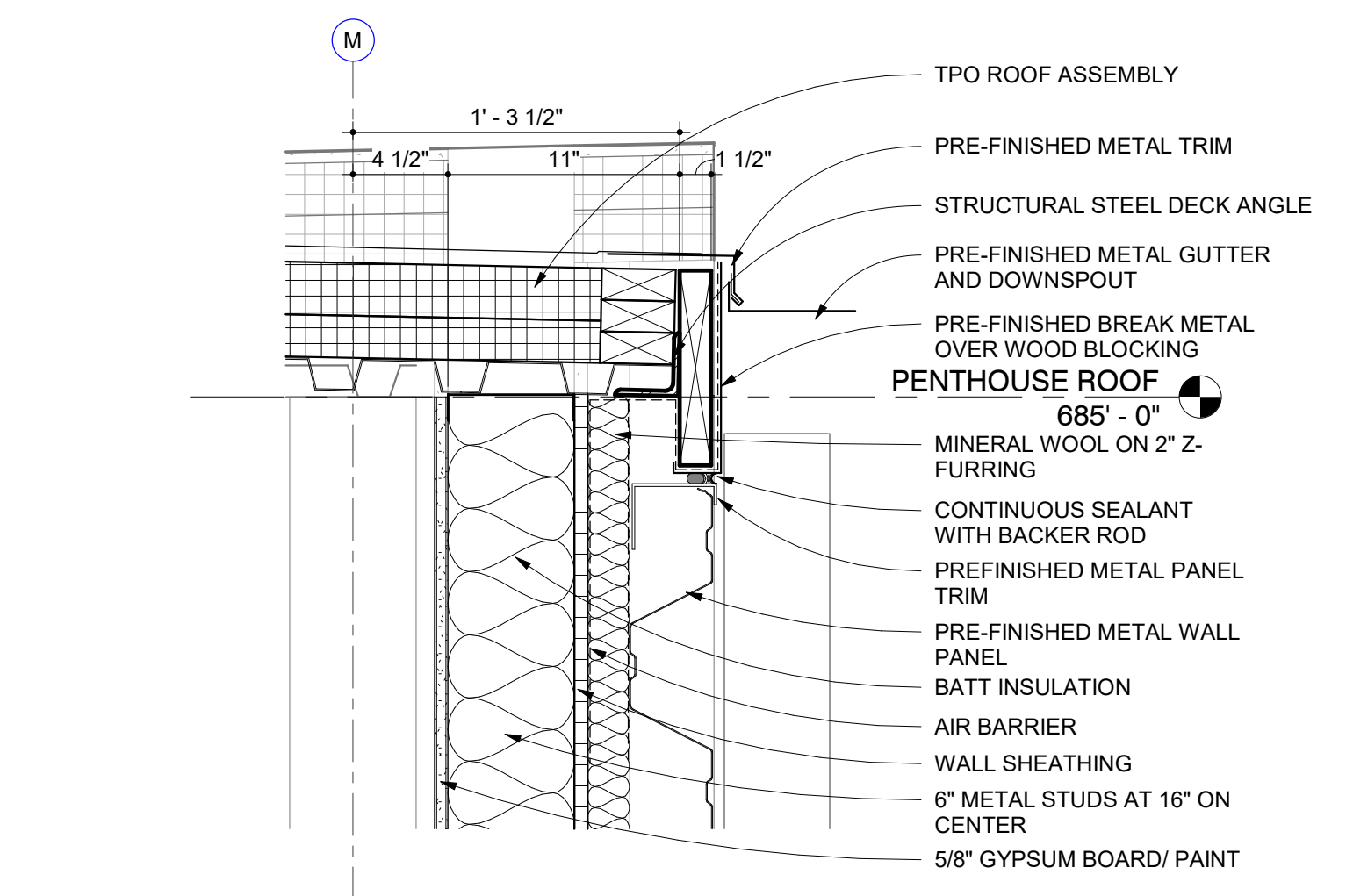


1 FLOOR PLAN
SECOND FLOOR
3/32" = 1'-0"

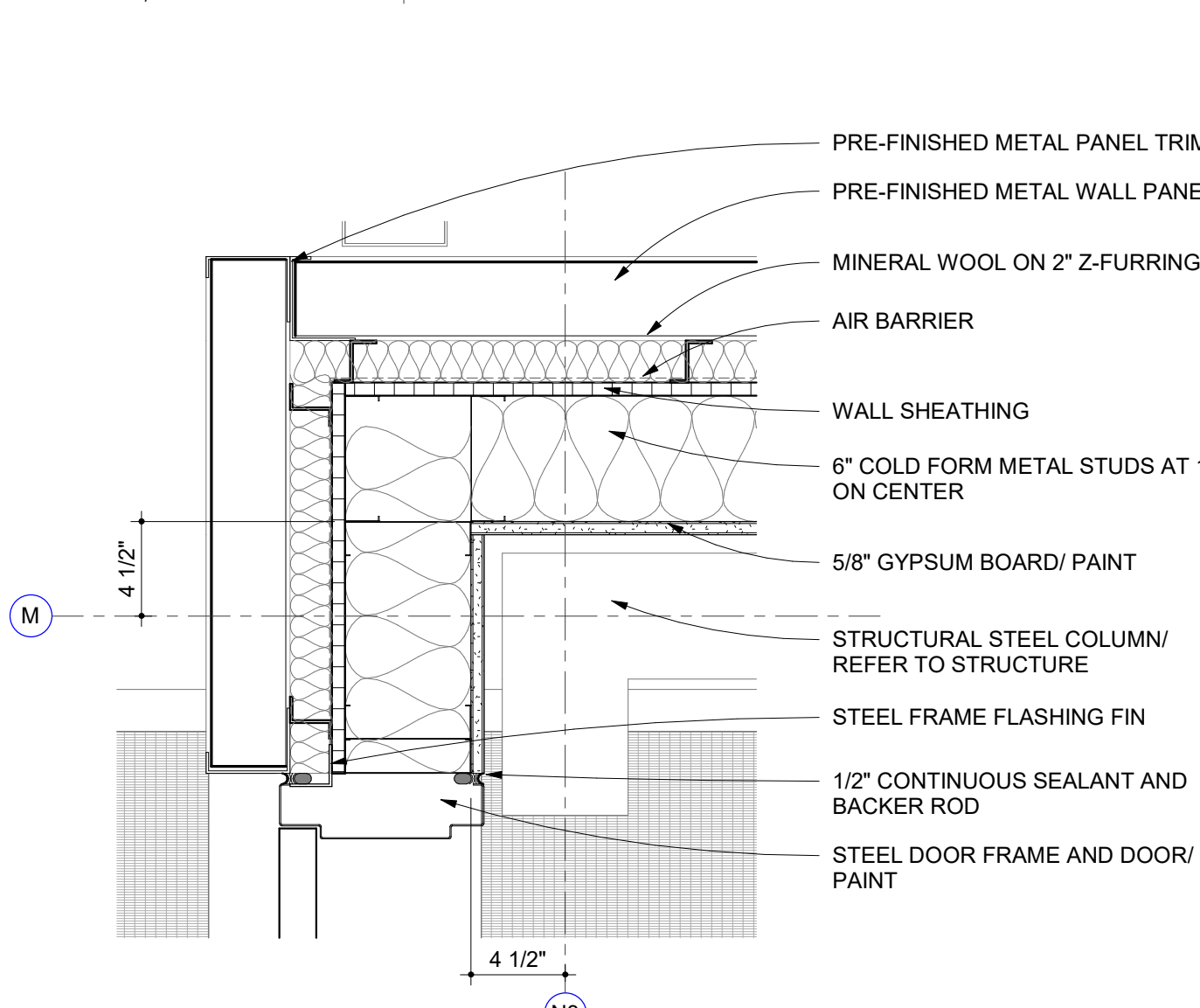




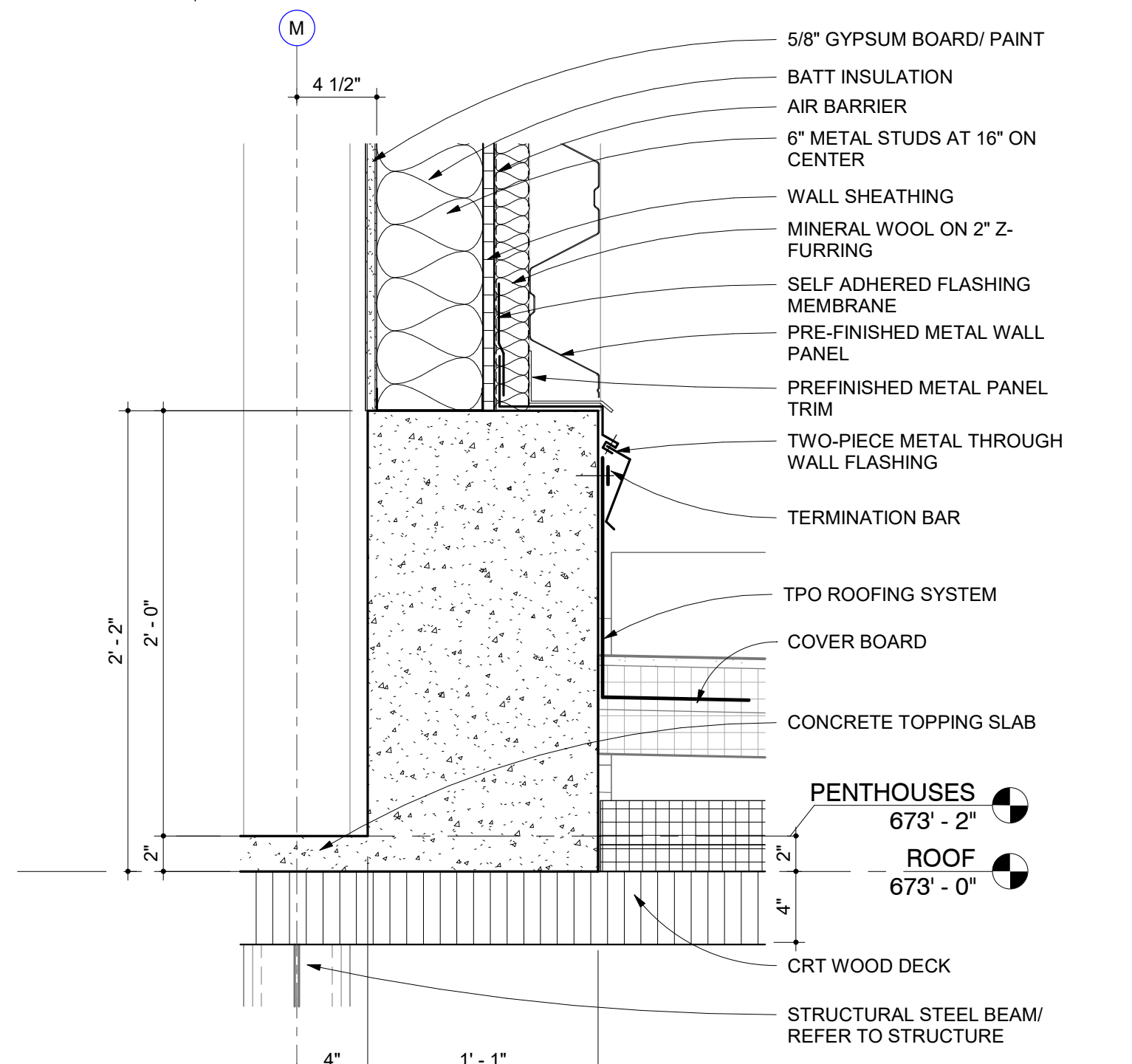
2 SECTION DETAIL
NORTH STAIRS PENTHOUSE RAKE
1 1/2" = 1'-0"



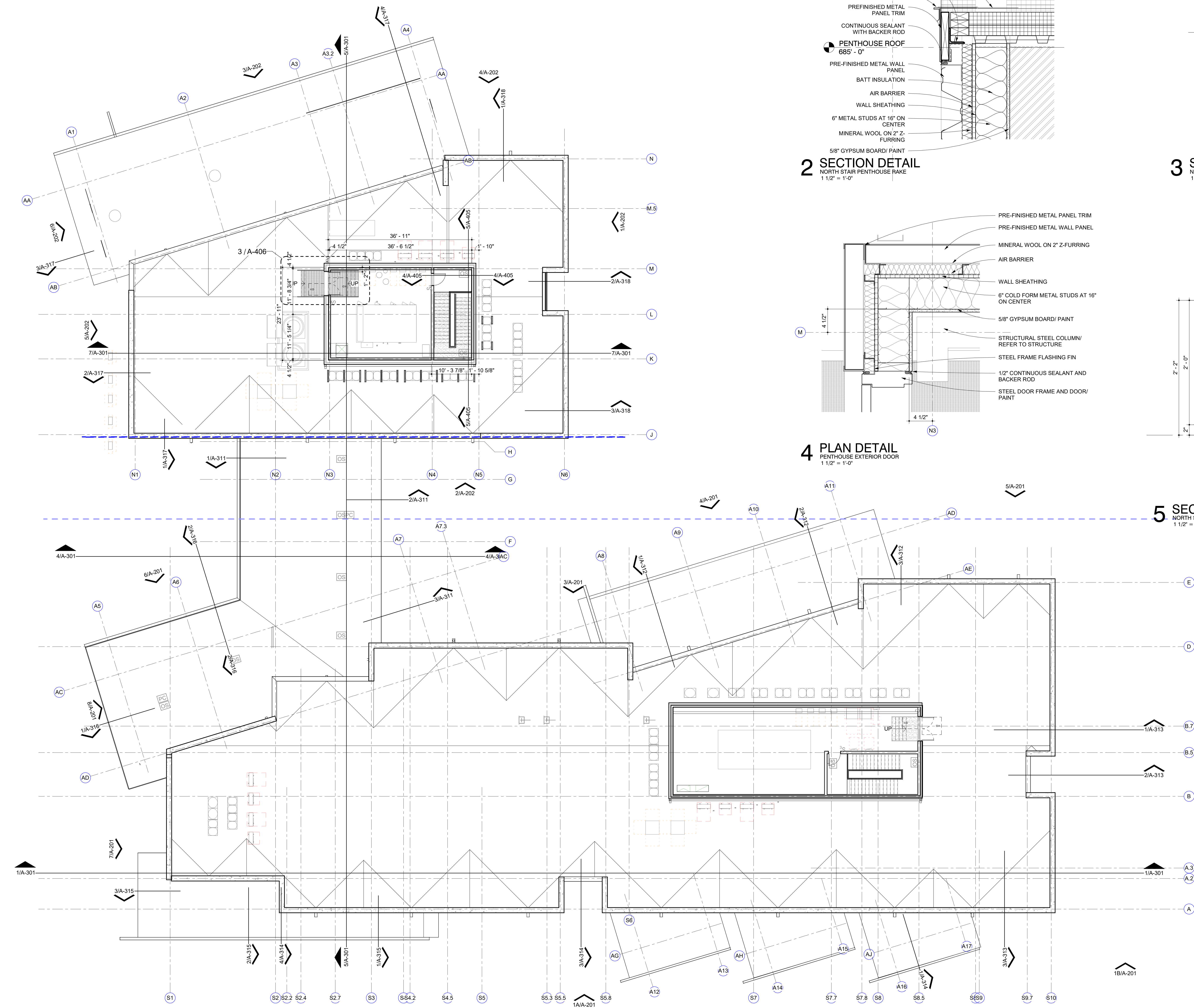
3 SECTION DETAIL
NORTH STAIRS PENTHOUSE GUTTER
1 1/2" = 1'-0"



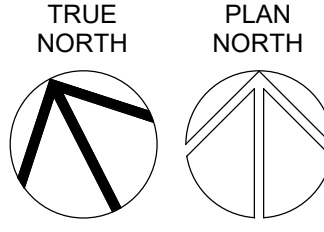
4 PLAN DETAIL
PENTHOUSE EXTERIOR DOOR
1 1/2" = 1'-0"



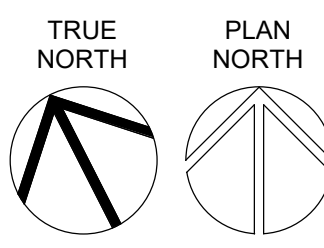
5 SECTION DETAIL
NORTH STAIRS PENTHOUSE CURB
1 1/2" = 1'-0"



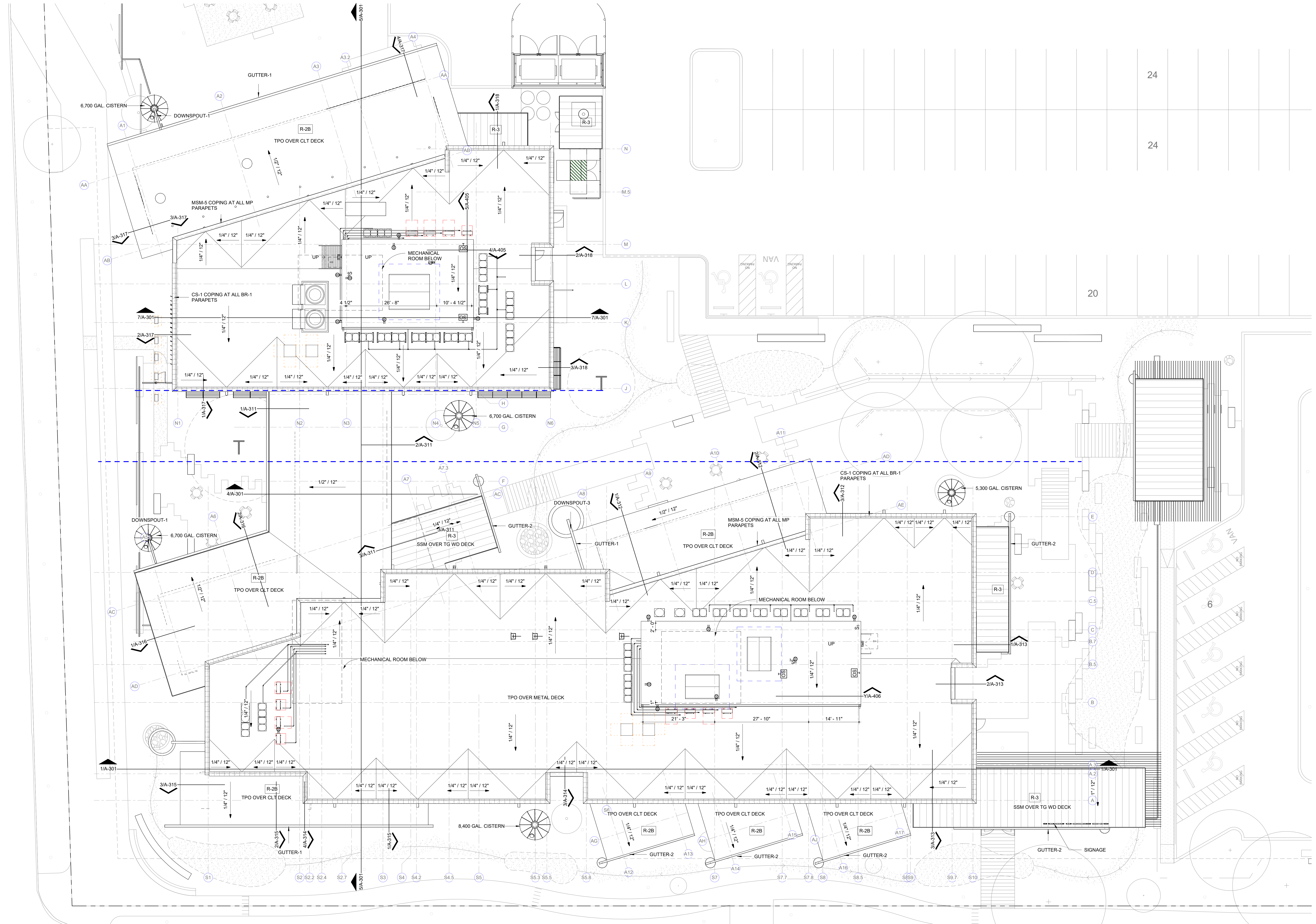
1 FLOOR PLAN
PENTHOUSES
3/32" = 1'-0"



7/26/2024 9:52:43 AM



1 ROOF PLAN
ROOF PLAN
3/32" = 1'-0"



San Antonio River Authority

SARA Sheridan Campus

201 W Sheridan St
San Antonio, TX
78204

revision	date
----------	------




2002 N. Saint Mary's St.
San Antonio Texas 78212
Office: 210.733.3535
web: www.rvkarchitecture.com

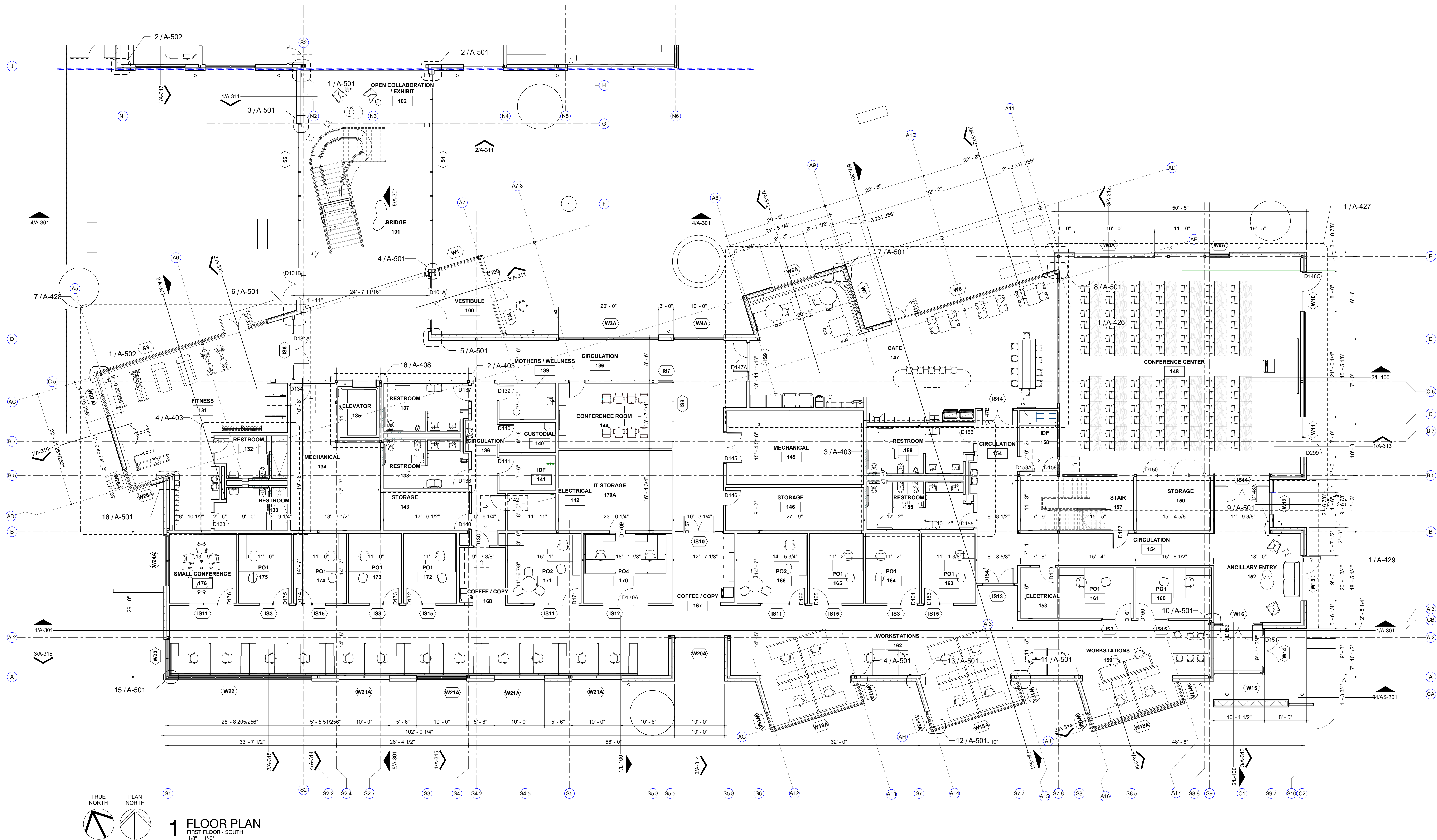
30%
CONSTRUCTION
DOCUMENTS

A-104

ROOF PLAN







San Antonio River Authority
SARA Sheridan Campus
201 W Sheridan St
San Antonio, TX
78204

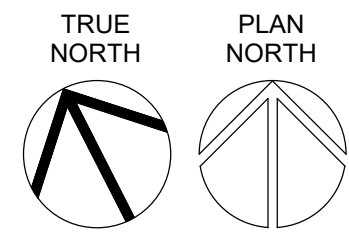
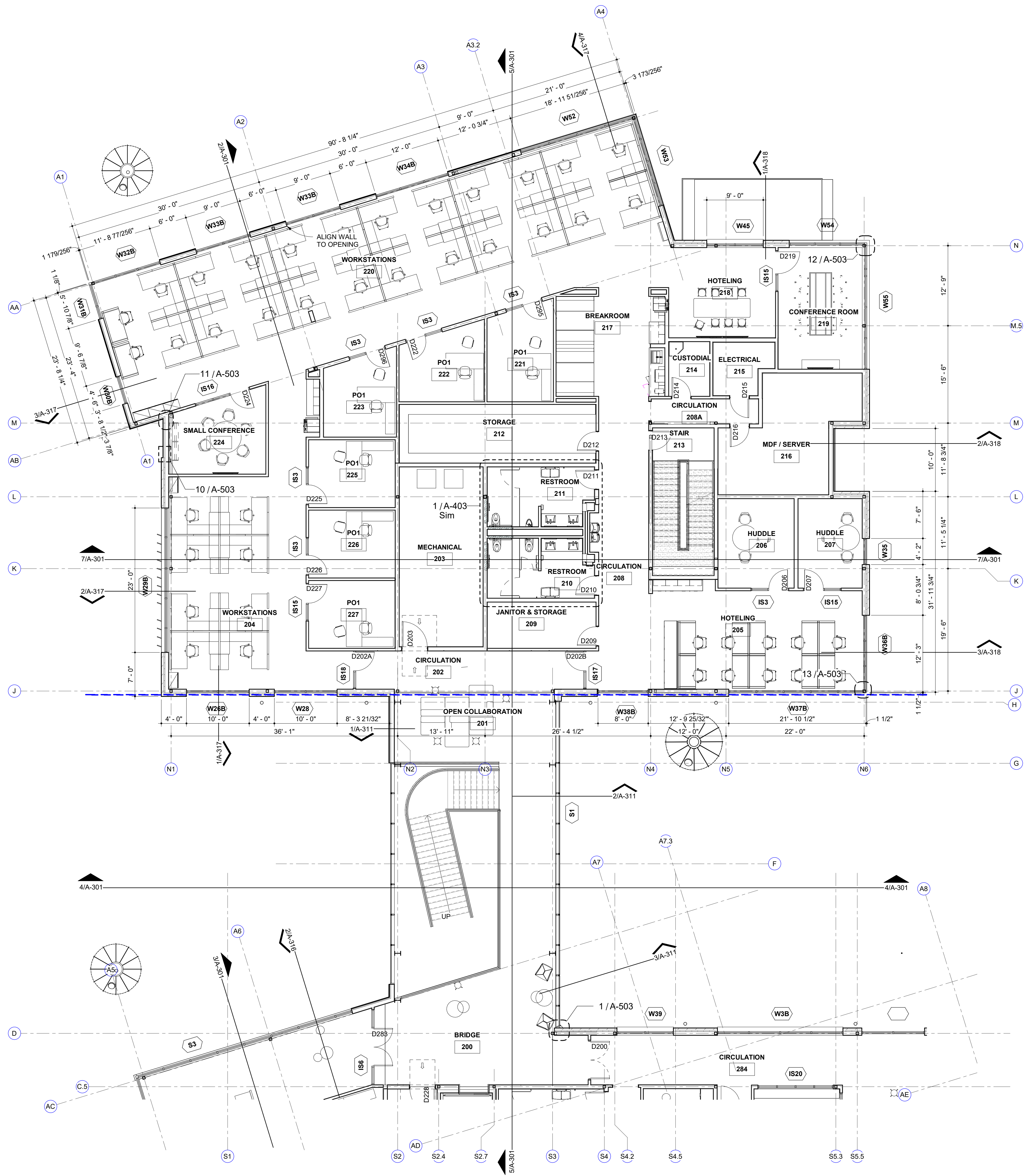
revision date

LAKE FLATO
RVK
ARCHITECTURE

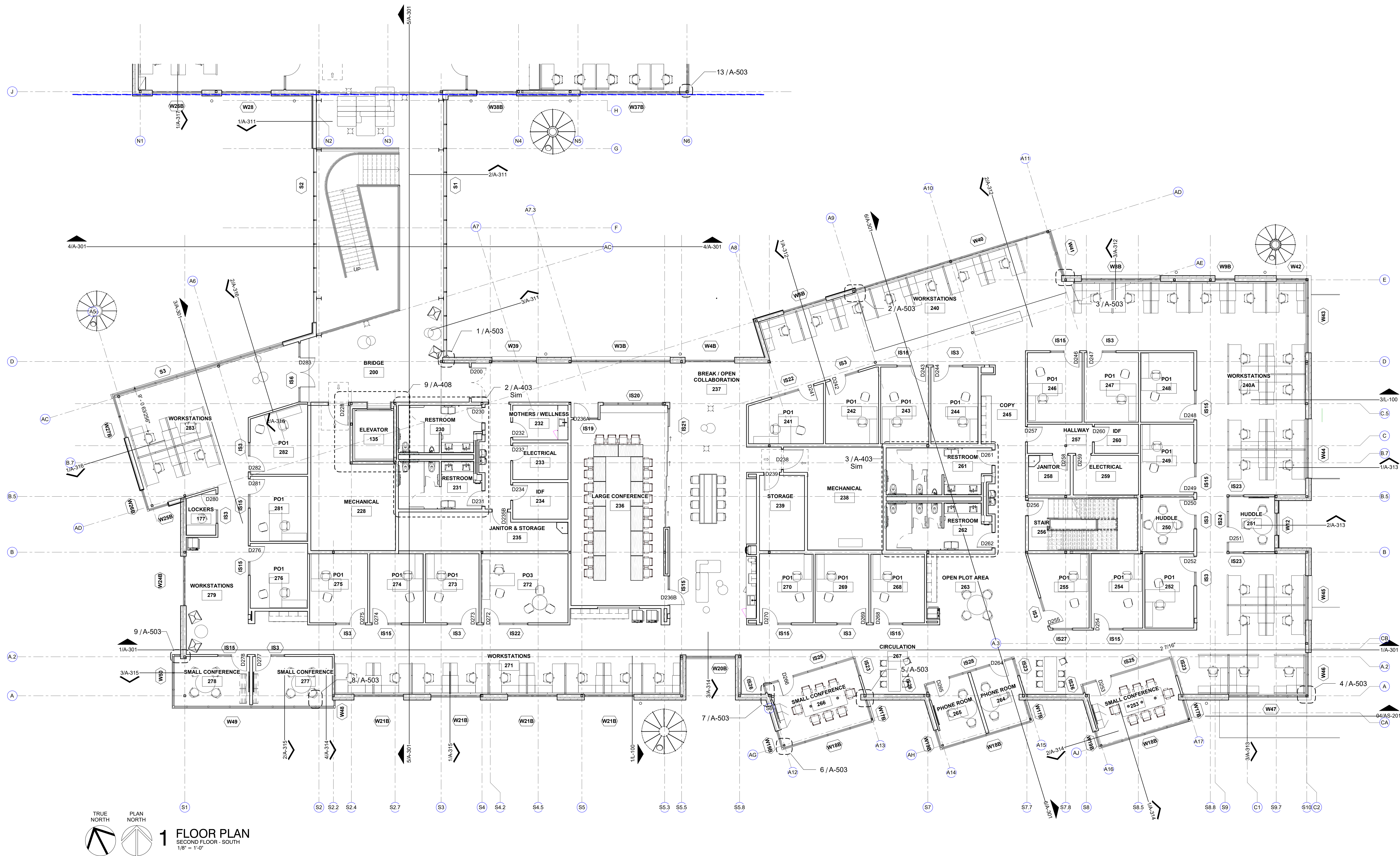
2002 N. Saint Mary's St.
San Antonio Texas 78212
Office: 210.733.3535
web: www.rvkarchitecture.com

30%
CONSTRUCTION
DOCUMENTS

A-112
FIRST FLOOR -
ENLARGED PLAN -
SOUTH

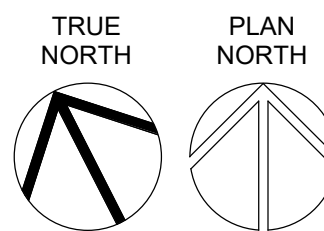
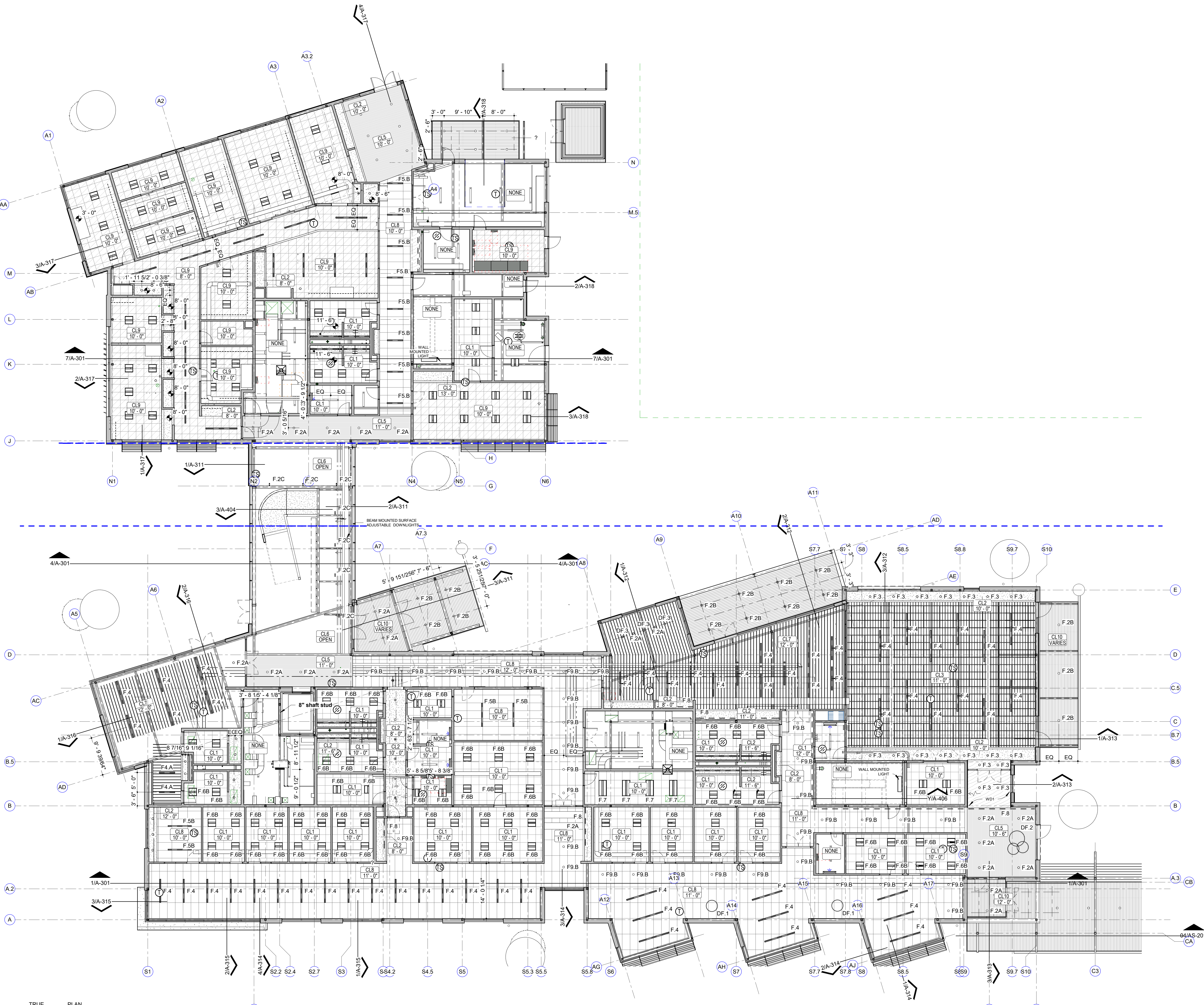


1 FLOOR PLAN
SECOND FLOOR - NORTH
1/8" = 1'-0"



RCP LEGEND

- CL1 - LAY-IN CEILING (PRIVATE OFFICE GRADE)
- CL2 - GYPSUM BOARD CEILING
- CL3 - ACOUSTICAL ACCENT CEILING
- CL4 - ACOUSTICAL LINEAR BAFFLE (WORK AREA GRADE)
- CL5 - ACOUSTICAL WOOD CEILING
- CL6 - OPEN TO DECK (CROSS LAMINATED TIMBER)
- CL7 - ACOUSTICAL LINEAR BAFFLE (PUBLIC AREA GRADE)
- CL8 - LAY-IN CEILING (PUBLIC AREAS GRADE)
- CL9 - LAY-IN CEILING (LAB GRADE)
- CL10 - EXPOSED T&G WOOD DECK/STAIN
- 2X4 LIGHT FIXTURE
- 2X2 LIGHT FIXTURE
- LINEAR LIGHT / PENDANT WHEN IN EXPOSED CEILINGS / RECESSED WHEN IN HARD CEILINGS
- LINEAR LIGHT / UTILITY
- DOWNLIGHT PENDANT WHEN IN EXPOSED CEILING/RECESSED WHEN IN HARD CEILING
- ACCENT PENDANT, FIXTURE SELECTION TBD
- LED CIRCULAR FIXTURE, AT MILLWORK CEILINGS AS NOTED
- DECORATIVE LIGHTING, FIXTURE SELECTION TBD
- UNDERCABINET LIGHTING
- EXTERIOR WALL SCONCE
- EXTERIOR LIGHT FIXTURE
- ALL CEILINGS ARE 10'-0" ABOVE FINISHED FLOOR UNLESS OTHERWISE NOTED



1 REFLECTED CEILING PLAN
FIRST FLOOR
3/32" = 1'-0"

7/26/2024 9:53:08 AM

San Antonio River Authority

SARA Sheridan Campus
201 W Sheridan St
San Antonio, TX
78204

revision date



2002 N. Saint Mary's St.
San Antonio Texas 78212
Office: 210.733.3535
Web: www.rvkarchitecture.com

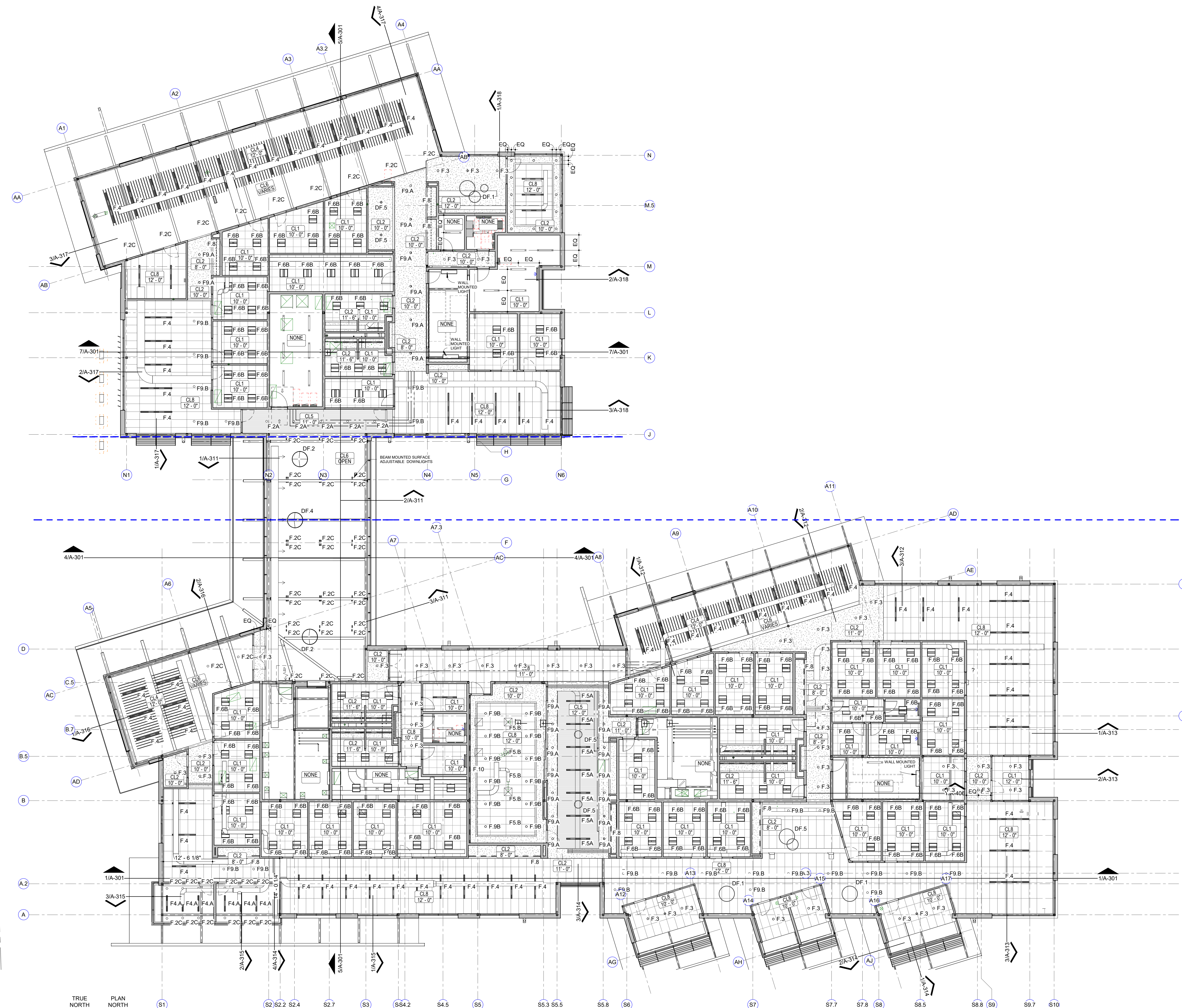
30%
CONSTRUCTION
DOCUMENTS

A-121
REFLECTED CEILING
PLAN- FIRST FLOOR

RCP LEGEND

- CL1 - LAY-IN CEILING (PRIVATE OFFICE GRADE)
- CL2 - GYPSUM BOARD CEILING
- CL3 - ACOUSTICAL ACCENT CEILING
- CL4 - ACOUSTICAL LINEAR BAFFLE (WORK AREA GRADE)
- CL5 - ACOUSTICAL WOOD CEILING
- CL6 - OPEN TO DECK (CROSS LAMINATED TIMBER)
- CL7 - ACOUSTICAL LINEAR BAFFLE (PUBLIC AREA GRADE)
- CL8 - LAY-IN CEILING (PUBLIC AREAS GRADE)
- CL9 - LAY-IN CEILING (LAB GRADE)
- CL10 - EXPOSED T&G WOOD DECK/STAIN
- 2X4 LIGHT FIXTURE
- 2X2 LIGHT FIXTURE
- LINEAR LIGHT / PENDANT WHEN IN EXPOSED CEILINGS / RECESSED WHEN IN HARD CEILINGS
- LINEAR LIGHT / UTILITY
- DOWNLIGHT PENDANT WHEN IN EXPOSED CEILINGS/RECESSED WHEN IN HARD CEILING
- ACCENT PENDANT, FIXTURE SELECTION TBD
- LED CIRCULAR FIXTURE, AT MILLWORK CEILINGS AS NOTED
- DECORATIVE LIGHTING, FIXTURE SELECTION TBD
- UNDERCABINET LIGHTING
- EXTERIOR WALL SCONCE
- EXTERIOR LIGHT FIXTURE

ALL CEILINGS ARE 10'-0" ABOVE FINISHED FLOOR UNLESS OTHERWISE NOTED



San Antonio River Authority

SARA Sheridan Campus

201 W Sheridan St
San Antonio, TX
78204

revision date

LAKE FLATO

RVK
ARCHITECTURE

2002 N. Saint Mary's St.
San Antonio Texas 78212
Office: 210.733.3535
web: www.rvkarchitecture.com

30%
CONSTRUCTION
DOCUMENTS

A-122

REFLECTED CEILING
PLAN-SECOND FLOOR

RCP LEGEND

- CL1 - LAY-IN CEILING (PRIVATE OFFICE GRADE)
- CL2 - GYPSUM BOARD CEILING
- CL3 - ACOUSTICAL ACCENT CEILING
- CL4 - ACOUSTICAL LINEAR BAFFLE (WORK AREA GRADE)
- CL5 - ACOUSTICAL WOOD CEILING
- CL6 - OPEN TO DECK (CROSS LAMINATED TIMBER)
- CL7 - ACOUSTICAL LINEAR BAFFLE (PUBLIC AREA GRADE)
- CL8 - LAY-IN CEILING (PUBLIC AREAS GRADE)
- CL9 - LAY-IN CEILING (LAB GRADE)
- CL10 - EXPOSED T&G WOOD DECKSTAIN
- 2X4 LIGHT FIXTURE
- 2X2 LIGHT FIXTURE
- LINEAR LIGHT / PENDANT WHEN IN EXPOSED CEILINGS / RECESSED WHEN IN HARD CEILINGS
- LINEAR LIGHT / UTILITY
- DOWNLIGHT PENDANT WHEN IN EXPOSED CEILING/RECESSED WHEN IN HARD CEILING
- ACCENT PENDANT, FIXTURE SELECTION TBD
- LED CIRCULAR FIXTURE, AT MILLWORK CEILINGS AS NOTED
- DECORATIVE LIGHTING, FIXTURE SELECTION TBD
- UNDERCABINET LIGHTING
- EXTERIOR WALL SCONCE
- EXTERIOR LIGHT FIXTURE

ALL CEILINGS ARE 10'-0" ABOVE FINISHED FLOOR UNLESS OTHERWISE NOTED

San Antonio River Authority

SARA Sheridan Campus

201 W Sheridan St
San Antonio, TX
78204

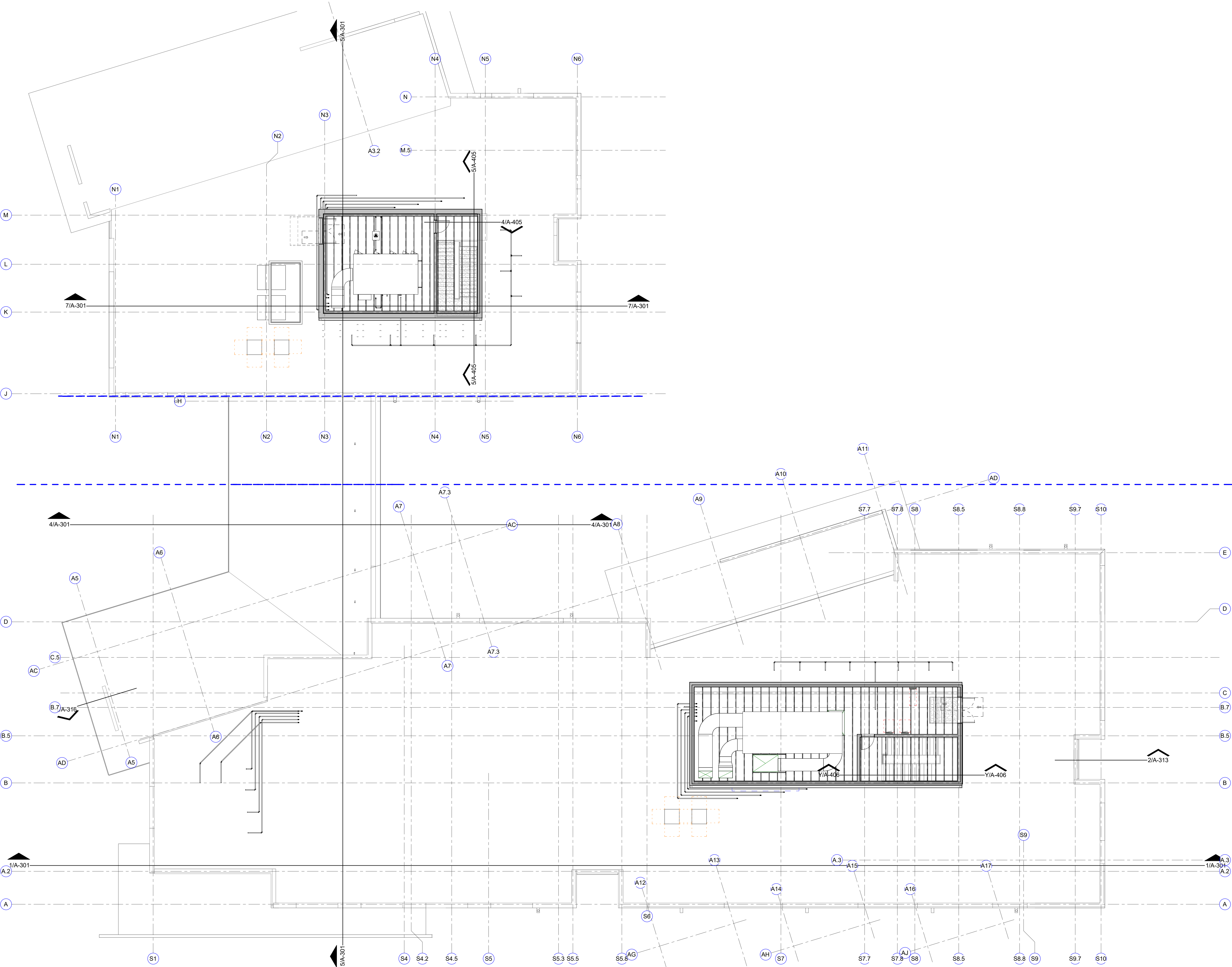
revision date



2002 N. Saint Mary's St.
San Antonio Texas 78212
Office: 210.733.3535
web: www.rvkarchitecture.com

30%
CONSTRUCTION
DOCUMENTS

A-123
REFLECTED CEILING
PLAN-PENTHOUSES
AND CANOPIES



GENERAL NOTES

1. REFER TO PLANS FOR LOCATION OF PARTITION TYPES; REFER TO WALL PRIORITY LEGEND BELOW FOR CONDITIONS WHERE RATED PARTITIONS INTERSECT NON-RATED PARTITIONS. PARTITION TYPE "G" IS THE DEFAULT - USE UNLESS NOTED OTHERWISE.

2. "BOTTOM OF DECK" INDICATED AT HEAD CONDITIONS FOR EACH PARTITION TYPE IS DIAGRAMMATIC ONLY AND DOES NOT INDICATE EXACT CONSTRUCTION CONDITIONS.

- A.** TERMINATE FIRE RATED PARTITIONS AT STRUCTURAL MEMBERS WITH A RATING GREATER THAN OR EQUAL TO THE PARTITION.
B. INSTALL FRAMING AND GYPSUM BOARD TO OFFSET AROUND STRUCTURAL MEMBERS OR OTHER OBSTRUCTIONS TO MAINTAIN THE FIRE RESISTANCE RATING.
C. TERMINATE NON-RATED PARTITIONS AT STRUCTURAL MEMBERS WITH A CONTINUOUS LAYER OF GYPSUM BOARD TO MAINTAIN ACOUSTICAL, SMOKE, OR OTHER BARRIERS.

3. STOP STUDS AND GYPSUM BOARD 1/2" BELOW LINE OF STRUCTURE AND SEAL.

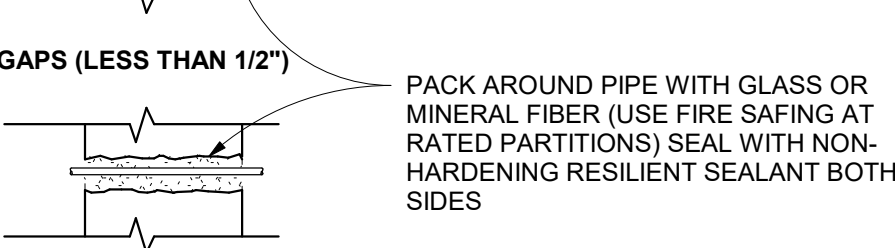
- A.** FIRE RESISTANCE RATED PARTITIONS SHALL BE INSTALLED WITH FIRESTOP SEALANT UNLESS NOTED OTHERWISE.
B. NON-RATED PARTITIONS SHALL BE INSTALLED WITH ACOUSTICAL SEALANT UNLESS NOTED OTHERWISE.
C. ALL OTHER PARTITIONS SHALL BE INSTALLED WITH SEALANT AS SCHEDULED.

4. REFER TO SPECIFICATION SECTION 09 21 16 AND ASTM C754 FOR STUD SPACING AND LIMITING HEIGHTS FOR GYPSUM BOARD ASSEMBLIES. WALLS OVER 29'-0" TALL SHALL HAVE 6" WIDE STUDS MINIMUM. ACOUSTICAL RATED WALLS SHALL HAVE SPACING AT 24" O.C. UNLESS NOTED OTHERWISE OR APPROVED BY ARCHITECT.

5. ACOUSTICAL & FIRE NOTES:

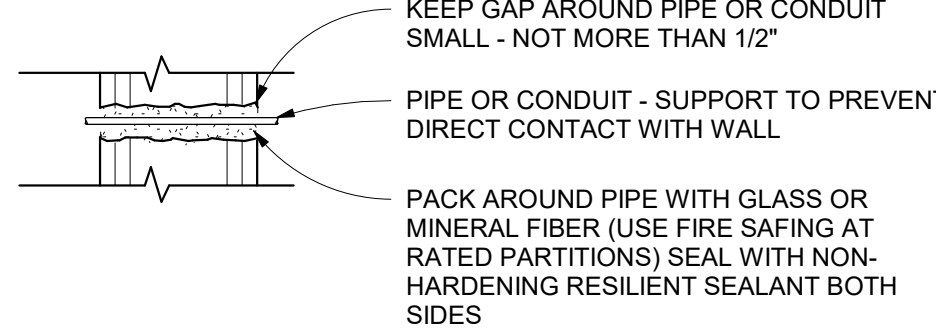
- A.** *** ON PLAN PARTITION TAGS INDICATES PARTITIONS TO BE INSTALLED WITH SOUND ATTENUATION BLANKETS. EXTEND SOUND ATTENUATION BLANKETS FULL HEIGHT OF PARTITION.
B. PROVIDE 2 STUDS BETWEEN PENETRATIONS (OUTLETS) ON OPPOSITE SIDES OF ACOUSTICALLY IMPROVED WALLS. SEAL PERIMETER OF EACH OUTLET WITH ACOUSTICAL SEALANT AND SEAL BACK OF OUTLET WITH OUTLET BOX PADS.
C. SEALING AT PIPE PENETRATION IN MASONRY WALL: MASONRY WALL.

FOR SMALL GAPS (LESS THAN 1/2")

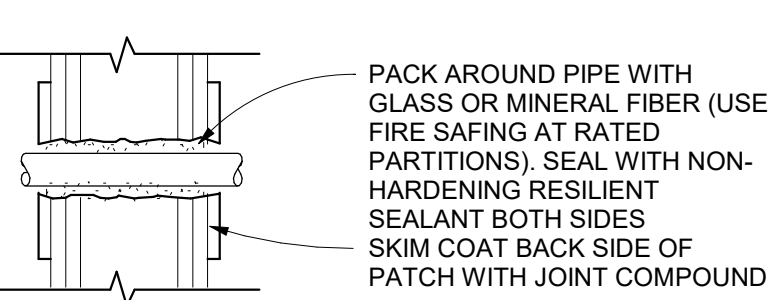


D. SEALING AT PIPE PENETRATION IN GYPSUM BOARD WALL:

FOR GAPS SMALLER THAN 1/2"



FOR GAPS LARGER THAN 1/2"

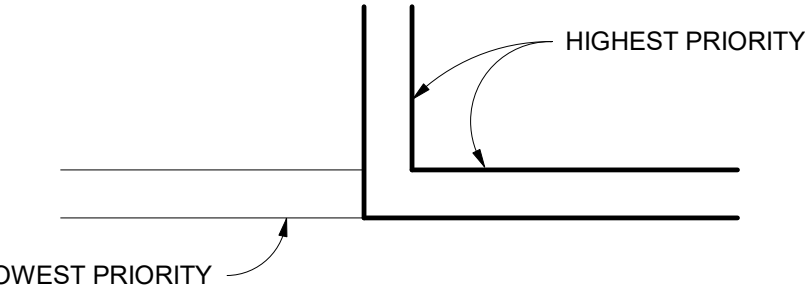


6. INSTALL BRACING AND FIRE RETARDANT TREATED WOOD BLOCKING FOR CASEWORK, EQUIPMENT, ETC. AT PARTITIONS AS REQUIRED.

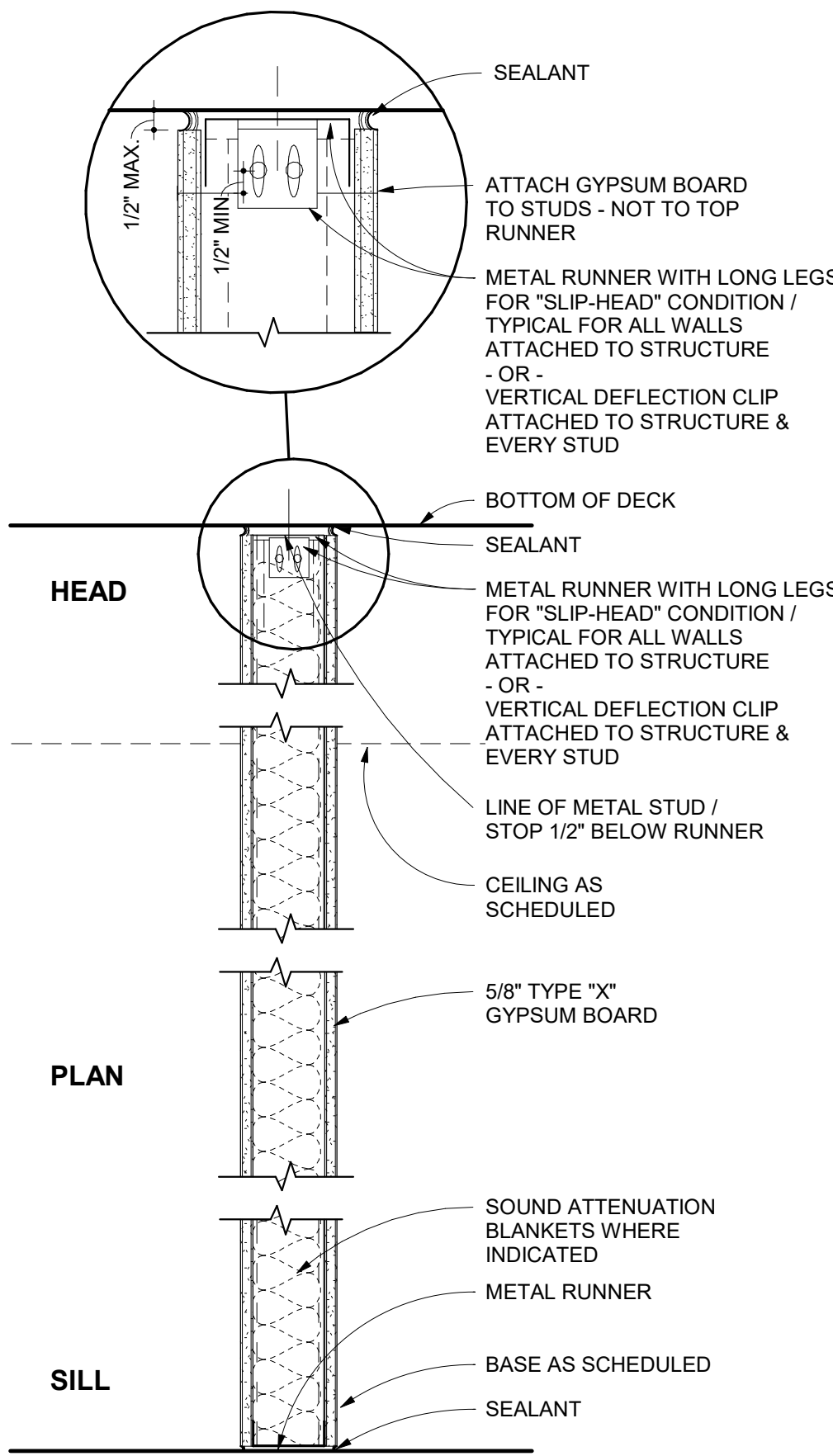
7. USE 5/8" MOISTURE RESISTANT GYPSUM WALL BOARD AT WET AREAS.

WALL PRIORITY LEGEND

- 2 HR. FIRE & SMOKE WALL — PRIORITY 1 HIGHEST
2 HR. FIRE WALL — PRIORITY 2
2 HR. SHAFTWALL — PRIORITY 3
1 HR. FIRE & SMOKE WALL — PRIORITY 4
1 HR. FIRE WALL — PRIORITY 5
NON-RATED WALL — PRIORITY 6

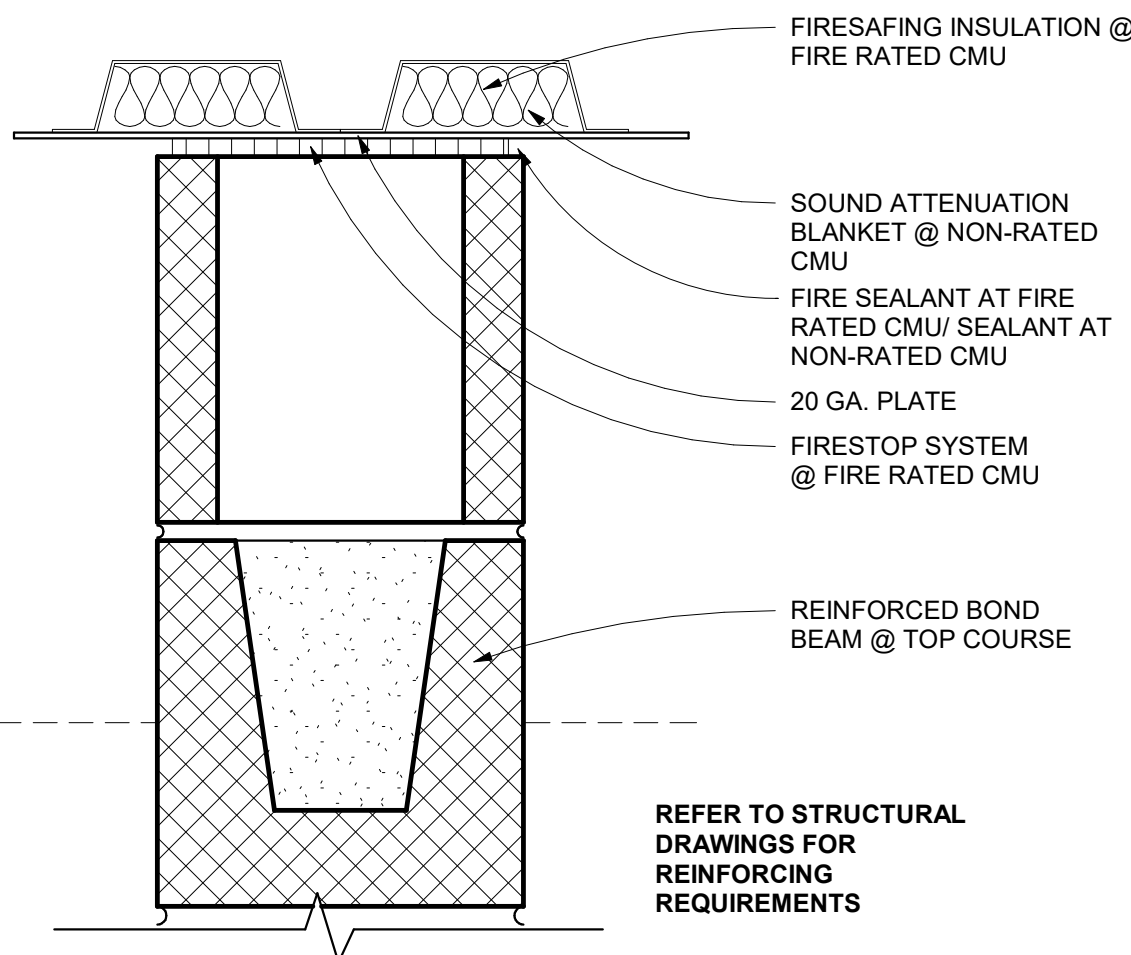


WALL PARTITION TYPES



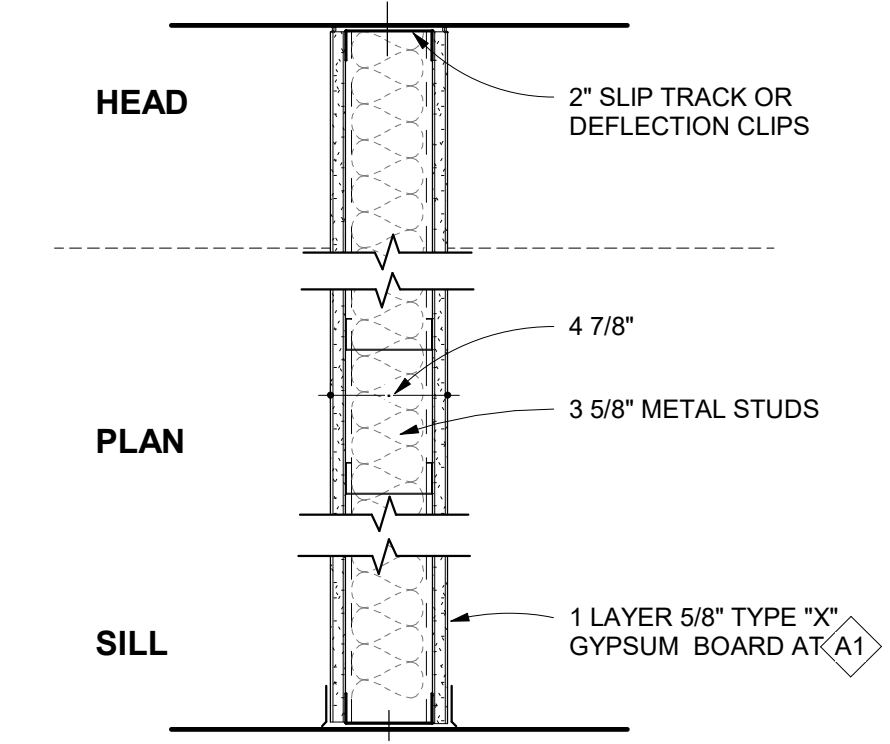
GYPSUM BOARD PARTITION

NTS TYP NOTES U.N.O.



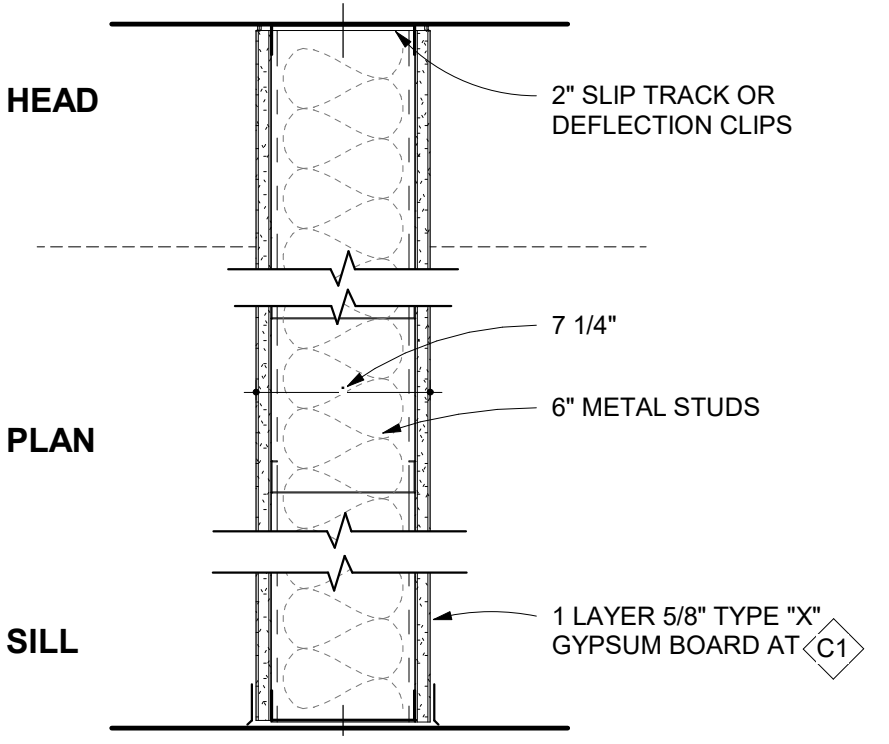
CMU PARTITION

NTS TYP NOTES U.N.O.



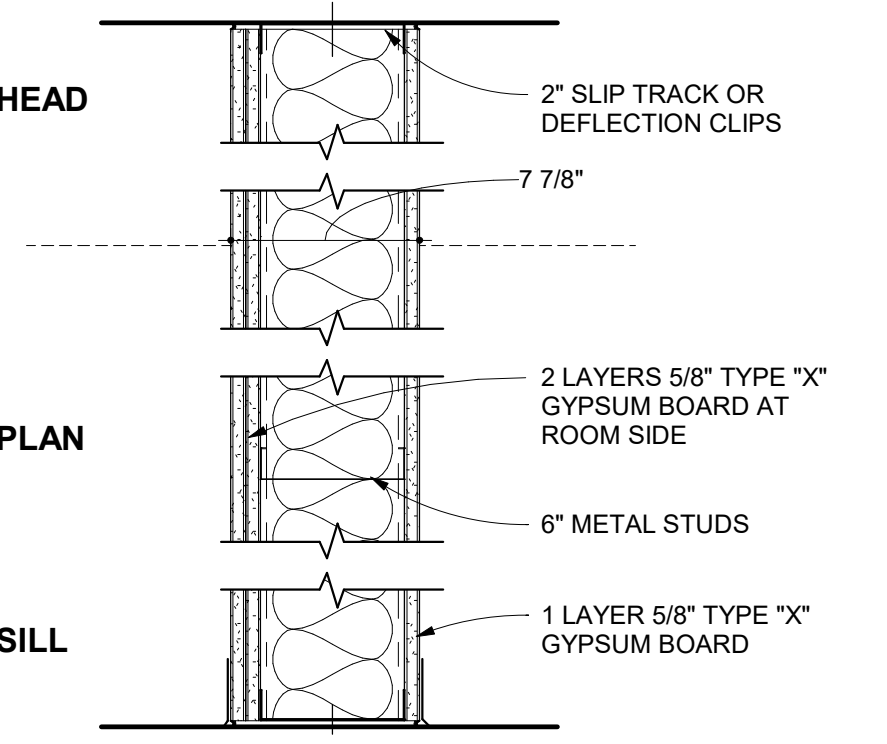
SOUND BOARD OPTIONS

- A NON-RATED STC: 40 (49 W/3" S.A.B.)
A1 1 HR RATED - UL U465 STC: 40 (49 W/3" S.A.B.)
A1A 1 HR RATED - UL U465 ONE SIDE SOUNDBOARD/ ONE SIDE GYPSUM WALL BOARD STUDS @ 24" STC: 55 TO 59 W/3" S.A.B.
A1B 1 HR RATED - UL U465 SOUNDBOARD BOTH SIDES W/STUDS @ 16" STC: 55 TO 59 W/3" S.A.B.



SOUND BOARD OPTIONS

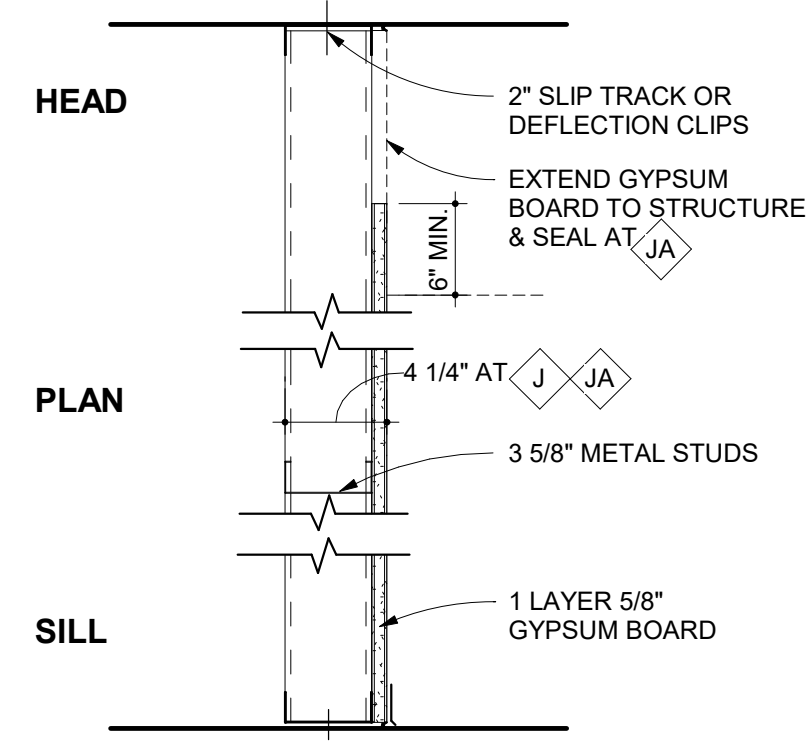
- C NON-RATED STC: 40 (49 W/3" S.A.B.)
C1 1 HR RATED - UL U465 STC: 40 (49 W/3" S.A.B.)
C1A 1 HR RATED - UL U465 ONE SIDE SOUNDBOARD/ ONE SIDE GYPSUM WALL BOARD STUDS @ 24" STC: 55 TO 59 W/3" S.A.B.
C1B 1 HR RATED - UL U465 SOUNDBOARD BOTH SIDES W/STUDS @ 16" STC: 55 TO 59 W/3" S.A.B.



SOUND BOARD OPTIONS

- F NON-RATED STC: 54 W/3" S.A.B.
FA 1 HR RATED - UL U465 ONE SIDE SOUNDBOARD/ ONE SIDE GYPSUM WALL BOARD STUDS @ 24" STC: 55 TO 59 W/3" S.A.B.
FB 1 HR RATED - UL U465 SOUNDBOARD BOTH SIDES W/STUDS @ 16" STC: 55 TO 59 W/3" S.A.B.

THIS WALL TYPE TO ALWAYS HAVE S.A.B.



SOUND BOARD OPTIONS

- J NON-RATED
JA NON-RATED
JB NON-RATED

Project No. 22068A

Registered Architect
Edith Hund
19339

PRELIMINARY
This design document is
incomplete and may not be
used for regulatory approval,
permitting, or construction.

Date 2024-07-26

San Antonio River Authority

SARA Sheridan Campus

201 W Sheridan St
San Antonio, TX
78204

revision date

LAKE FLATO
RVK
ARCHITECTURE

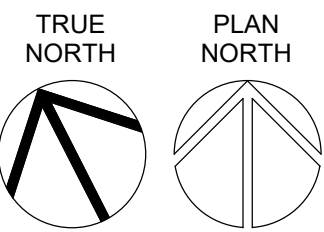
2002 N. Saint Mary's St.
San Antonio Texas 78212
Office: 210.733.3535
web: www.rvkarchitecture.com

30%
CONSTRUCTION
DOCUMENTS

A-130
PARTITION LEGEND

SYMBOL LEGEND:

- LOCATION OF 3 HR.
RATED CONSTRUCTION
- LOCATION OF 2 HR.
RATED CONSTRUCTION
- LOCATION OF 1 HR.
RATED CONSTRUCTION



1 FLOOR PLAN
FIRST FLOOR - PARTITION PLAN - NORTH
1/8" = 1'-0"

7/26/2024 10:33:27 AM

San Antonio River Authority

SARA Sheridan Campus

201 W Sheridan St
San Antonio, TX
78204

revision date



2002 N. Saint Mary's St.
San Antonio Texas 78212
Office: 210.733.3535
web: www.rvkarchitecture.com

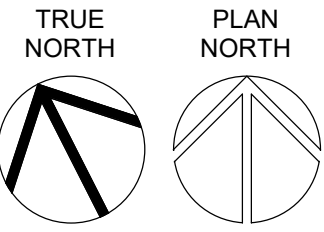
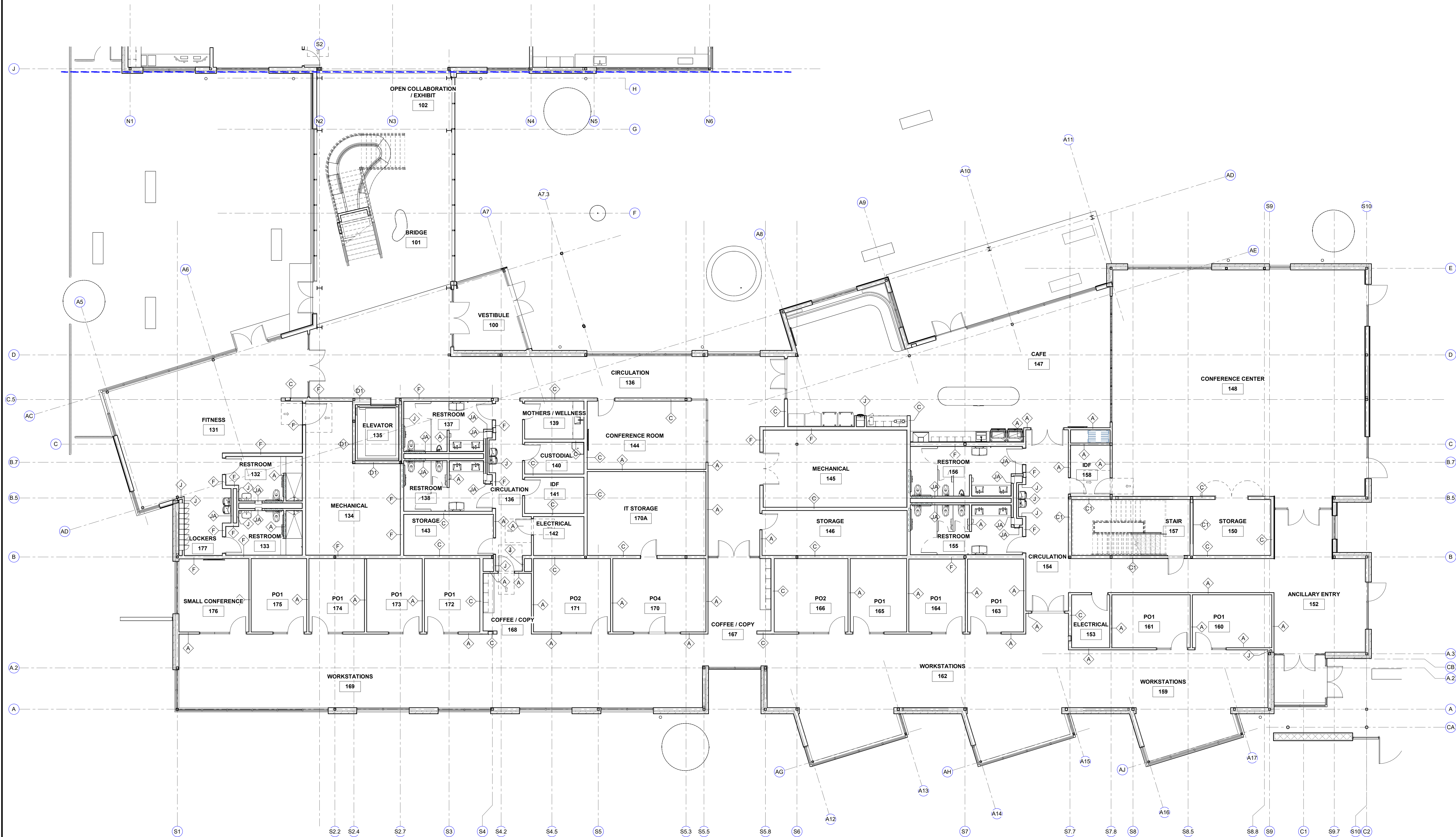
30%
CONSTRUCTION
DOCUMENTS

A-131

PARTITION PLAN - FIRST
FLOOR - NORTH

SYMBOL LEGEND:

- LOCATION OF 3 HR.
RATED CONSTRUCTION
- LOCATION OF 2 HR.
RATED CONSTRUCTION
- LOCATION OF 1 HR.
RATED CONSTRUCTION



1 FLOOR PLAN
FIRST FLOOR - PARTITION PLAN - SOUTH
1/8" = 1'-0"

7/26/2024 10:33:34 AM

San Antonio River Authority

SARA Sheridan Campus

201 W Sheridan St
San Antonio, TX
78204

revision date



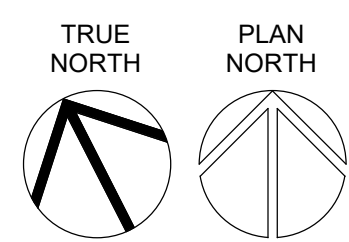
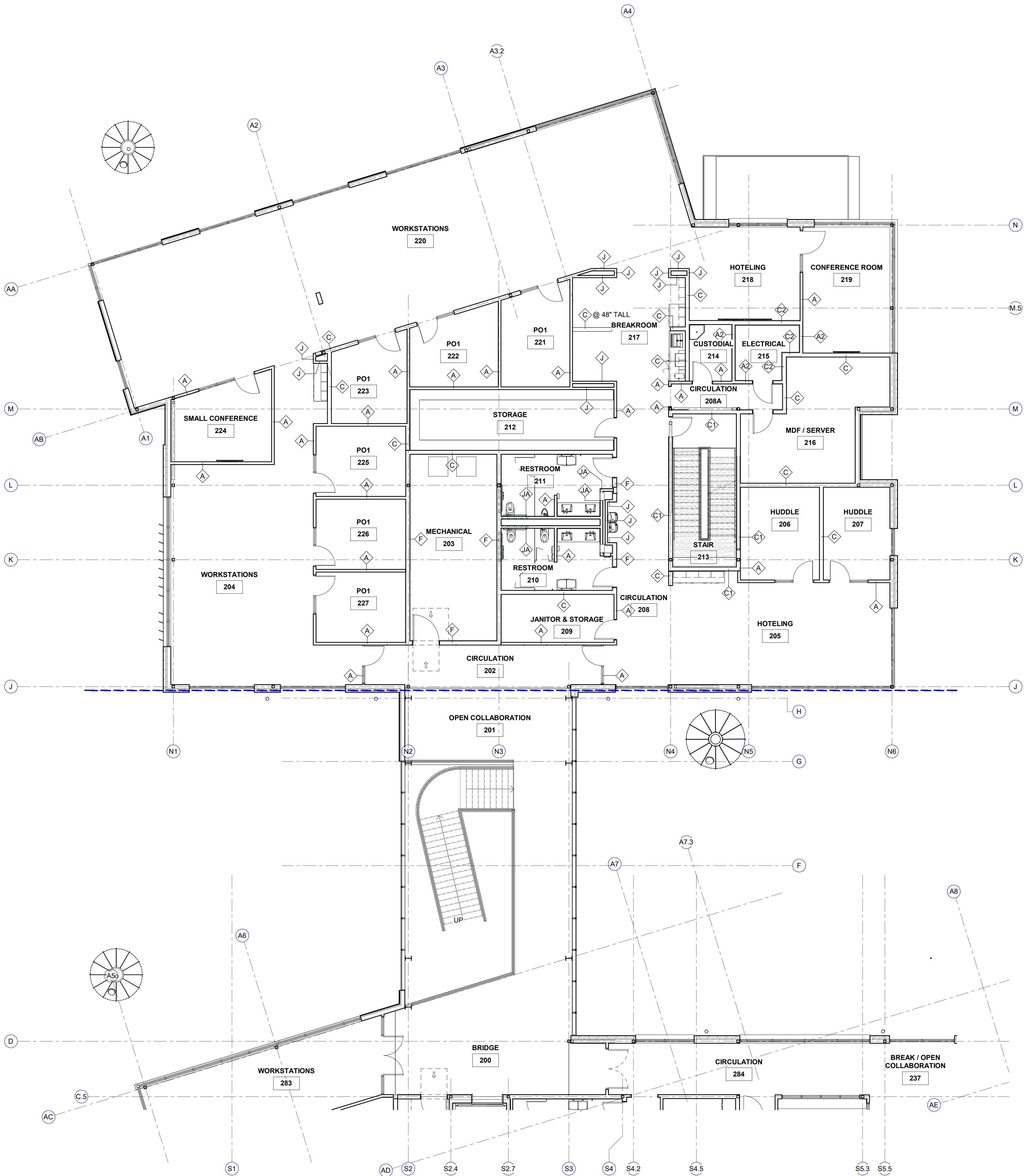
2002 N. Saint Mary's St.
San Antonio Texas 78212
Office: 210.733.3535
web: www.rvkarchitecture.com

30%
CONSTRUCTION
DOCUMENTS

A-132
PARTITION PLAN - FIRST
FLOOR - SOUTH

SYMBOL LEGEND:

- LOCATION OF 3 HR. RATED CONSTRUCTION
- LOCATION OF 2 HR. RATED CONSTRUCTION
- LOCATION OF 1 HR. RATED CONSTRUCTION



1 FLOOR PLAN
SECOND FLOOR - PARTITION PLAN - NORTH
1/8" = 1'-0"

7/26/2024 10:33:40 AM

San Antonio River Authority

SARA Sheridan Campus

201 W Sheridan St
San Antonio, TX
78204

revision	date
----------	------



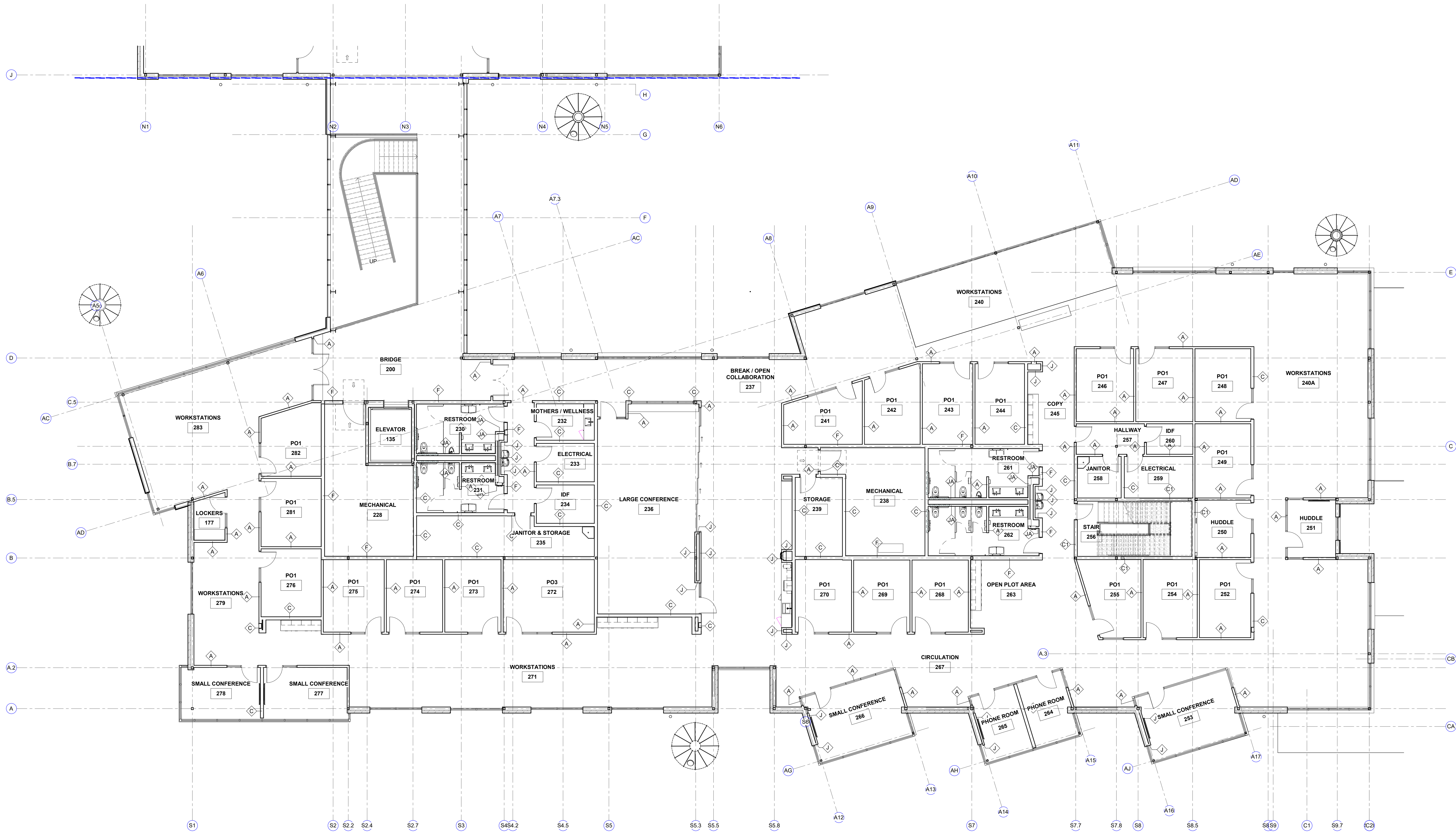
2002 N. Saint Mary's St.
San Antonio Texas 78212
Office: 210.733.3535
web: www.rvkarchitecture.com

30%
CONSTRUCTION
DOCUMENTS

A-133
PARTITION PLAN -
SECOND FLOOR -
NORTH

SYMBOL LEGEND:

- LOCATION OF 3 HR. RATED CONSTRUCTION
- LOCATION OF 2 HR. RATED CONSTRUCTION
- LOCATION OF 1 HR. RATED CONSTRUCTION



1 FLOOR PLAN
SECOND FLOOR - PARTITION PLAN - SOUTH
1/8" = 1'-0"

San Antonio River Authority
SARA Sheridan Campus
201 W Sheridan St
San Antonio, TX
78204

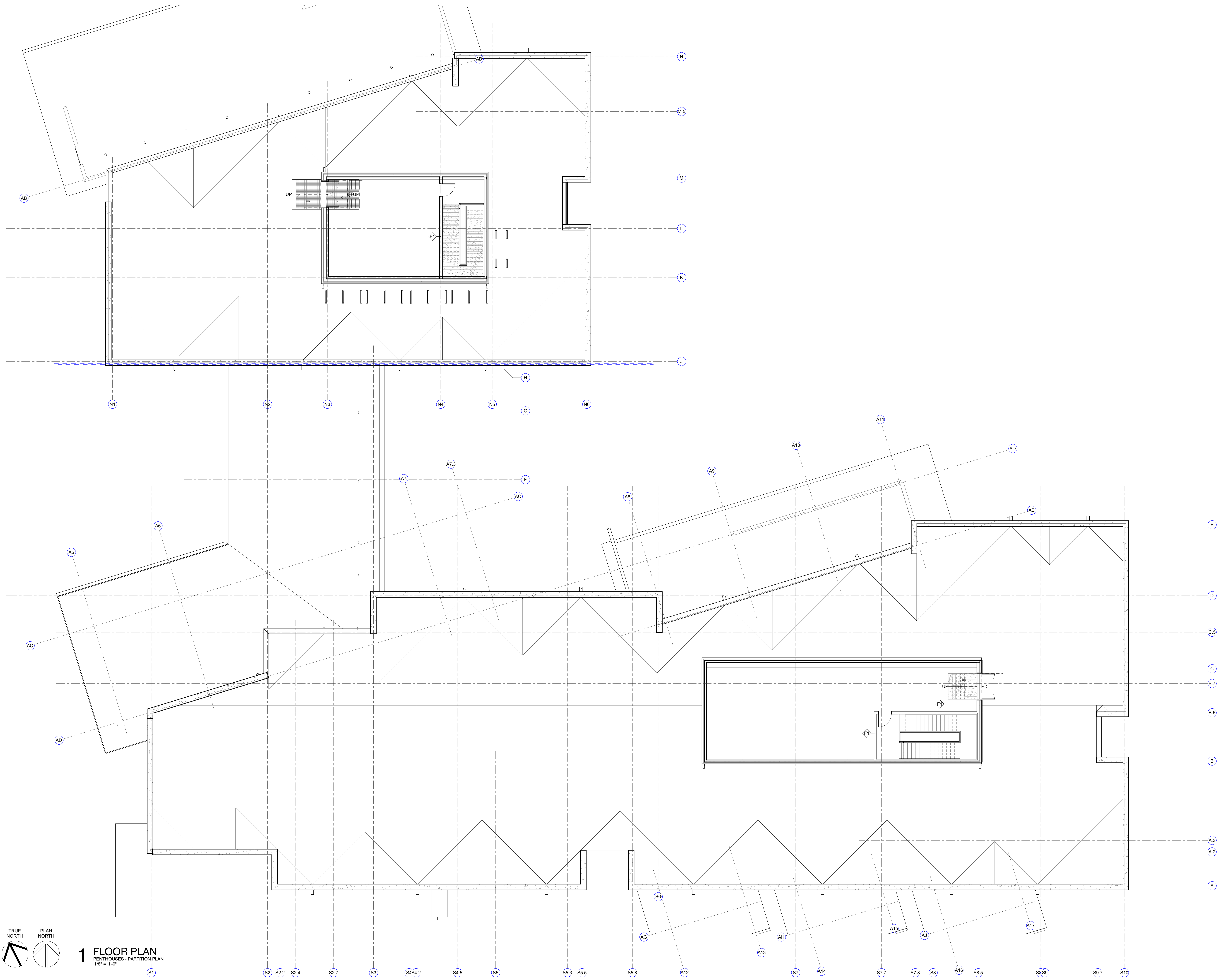
revision date



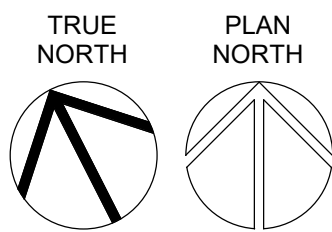
2002 N. Saint Mary's St.
San Antonio Texas 78212
Office: 210.733.3535
web: www.rvkarchitecture.com

30%
CONSTRUCTION
DOCUMENTS

A-134
PARTITION PLAN -
SECOND FLOOR -
SOUTH



7/26/2024 10:33:47 AM



1 FLOOR PLAN
PENTHOUSES - PARTITION PLAN
1/8" = 1'-0"

San Antonio River Authority

SARA Sheridan Campus

201 W Sheridan St

San Antonio, TX

78204

revision date



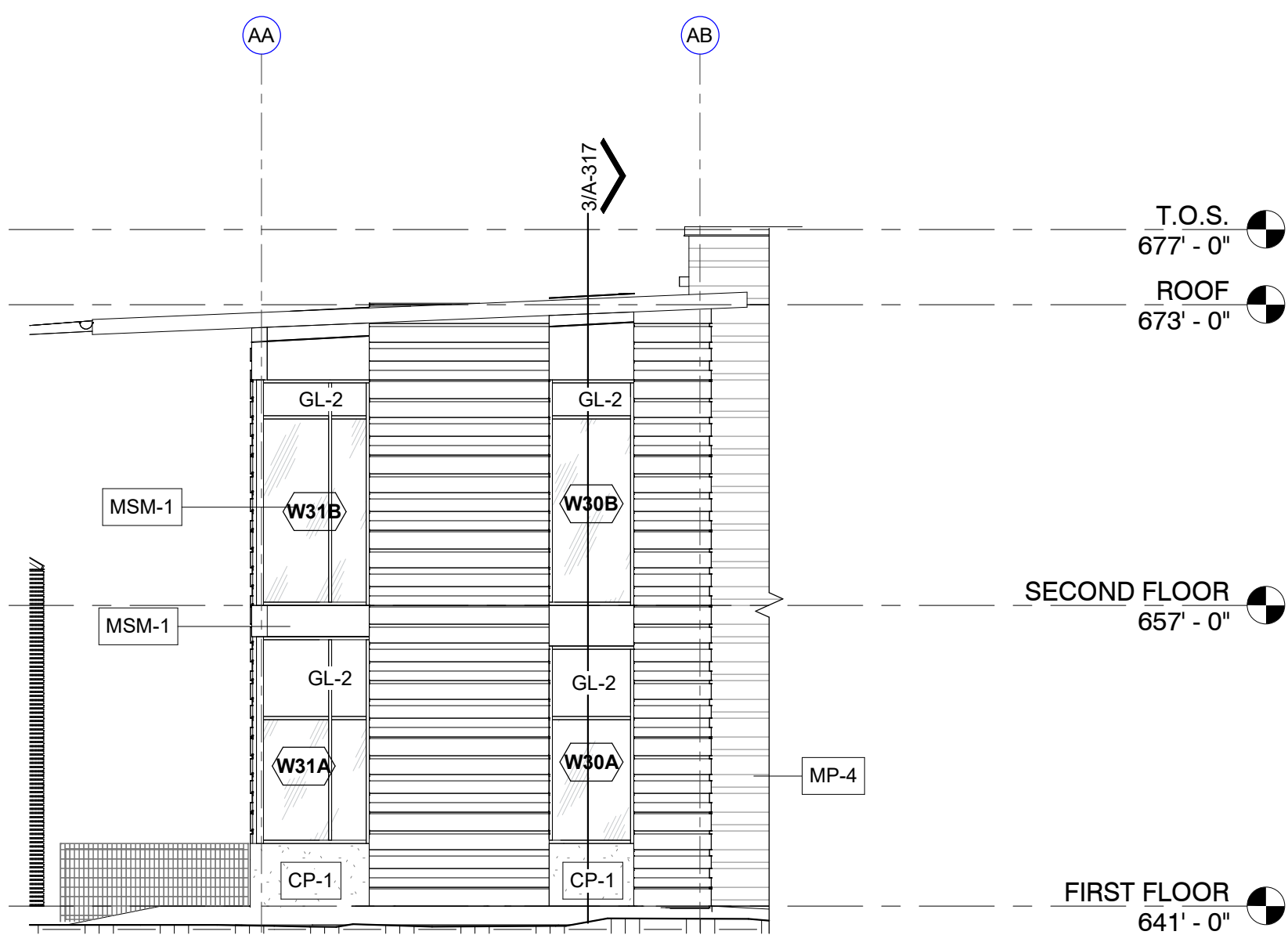
2002 N. Saint Mary's St.
San Antonio Texas 78212
Office: 210.733.3535
web: www.rvkarchitecture.com

30%
CONSTRUCTION
DOCUMENTS

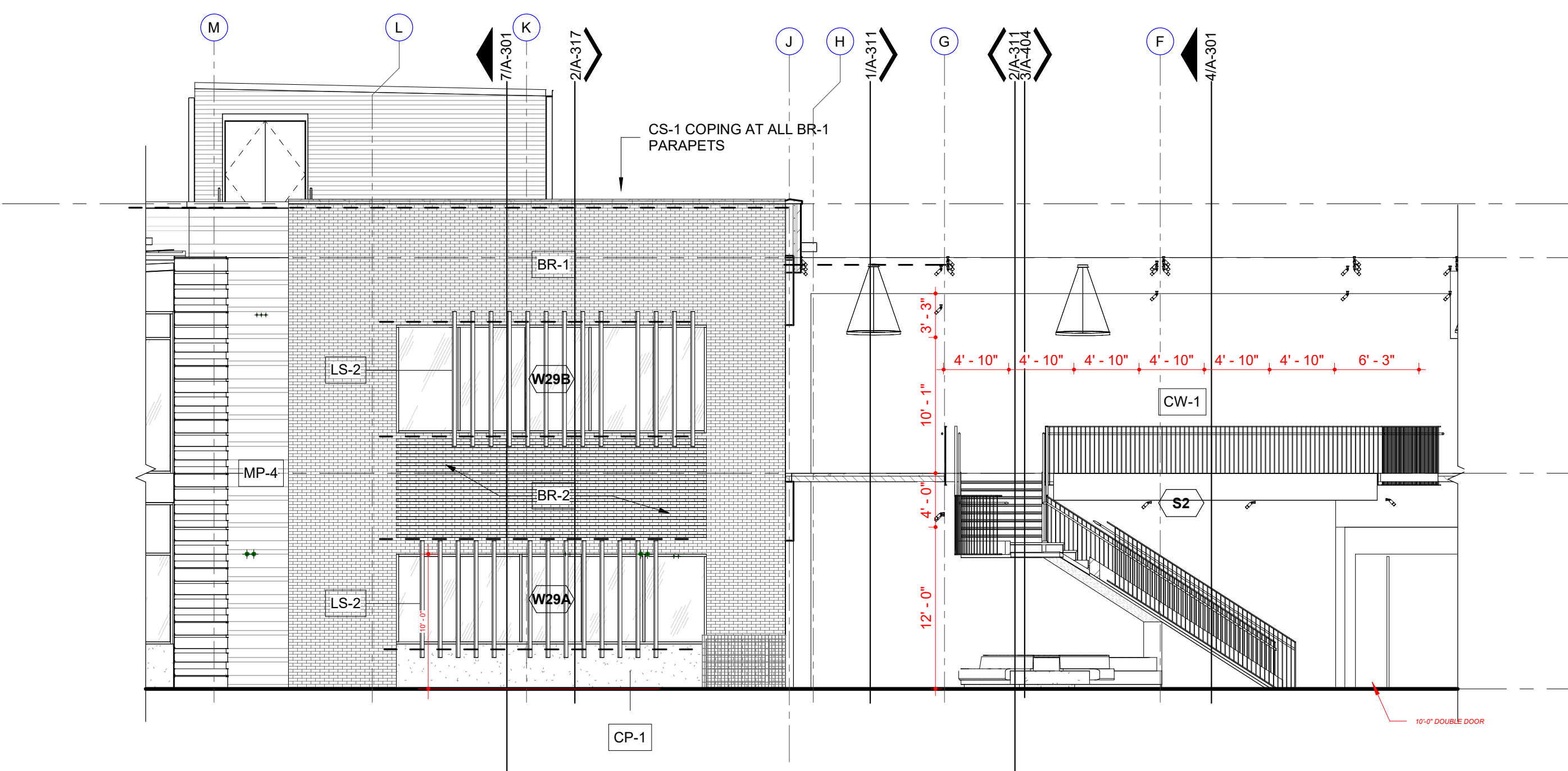
A-135
PARTITION PLAN -
PENTHOUSES

EXTERIOR FINISH LEGEND			
NO.	DESCRIPTION	COLOR / FINISH	REMARKS
BR-1	BRICK BLEND 1	COLOR TBD BY ARCHITECT	FACE BRICK 3 COLOR BLEND
BR-2	BRICK BLEND 2	COLOR TBD BY ARCHITECT	FACE BRICK 3 COLOR BLEND
CS-1	CAST STONE	COLOR TBD BY ARCHITECT	TO BE USED AT PARAPET
MP-1	METAL WALL PANEL / T15	COLOR TBD BY ARCHITECT	METAL SALES
MP-2	METAL WALL PANEL - PERFORATED / T15	COLOR TBD BY ARCHITECT	METAL SALES
MP-3 / MP-4	METAL WALL PANEL / EM15	COLOR TBD BY ARCHITECT	METAL SALES
SF-1	STORE FRONT		KAWNEER 451T, THROUGHOUT U.N.O.
CP-1	CONCRETE PLASTER		
CW-1	CURTAIN WALL		KAWNEER 1620 SSG
CW-2	CURTAIN WALL		KAWNEER 1620
GL-1	GLASS		ALL GLASS TO BE GL-1 UNLESS NOTED OTHERWISE.
GL-2	GLASS		

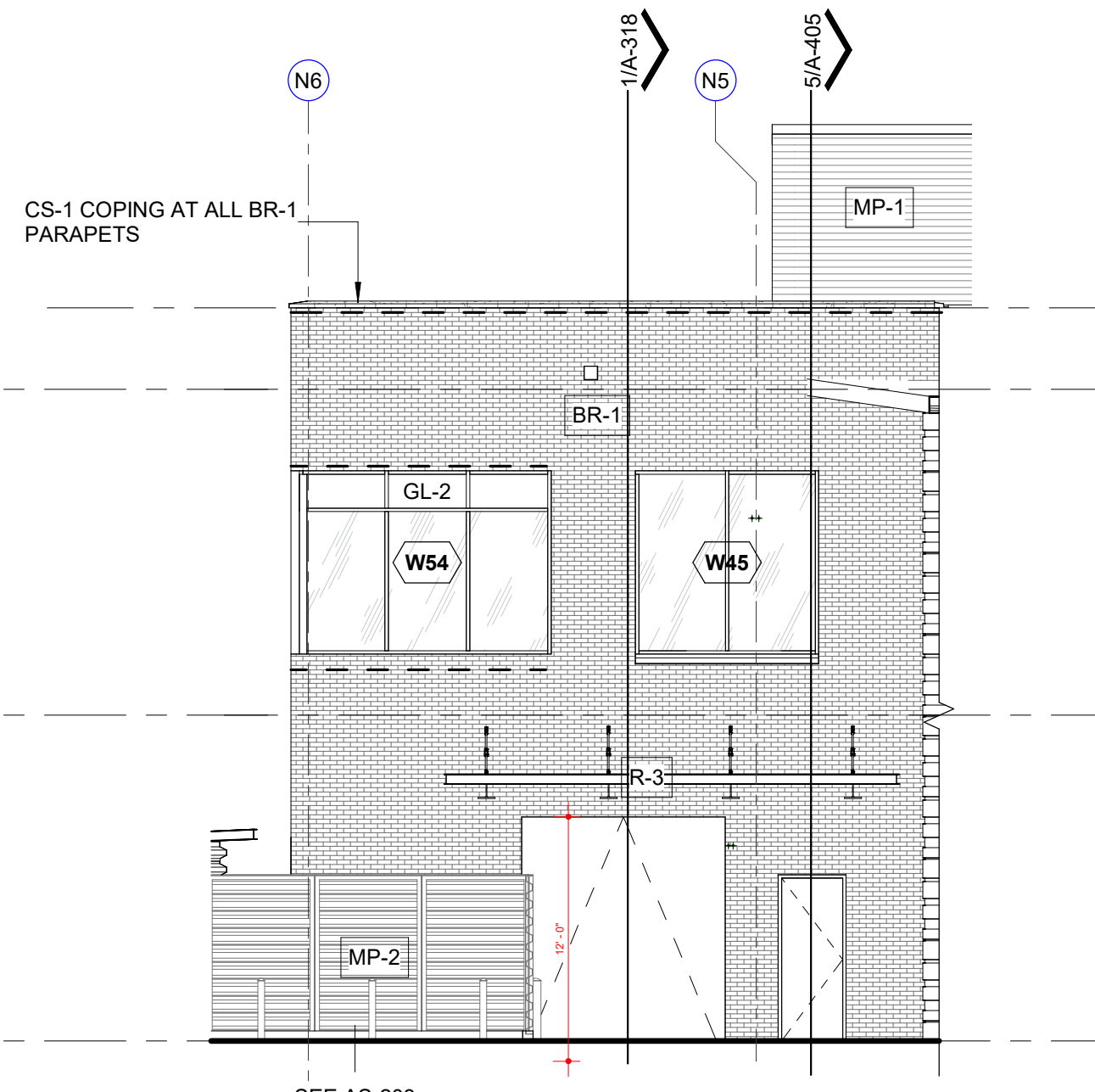
MISCELLANEOUS STEEL AT PARAPETS AND WINDOW OPENINGS / REFER TO SPEC NARRATIVE & STRUCTURAL
*SEE SHEETS A-003 & A-011 FOR MORE DETAIL ON MATERIALS & ASSEMBLIES TAGGED ON THESE SHEETS *



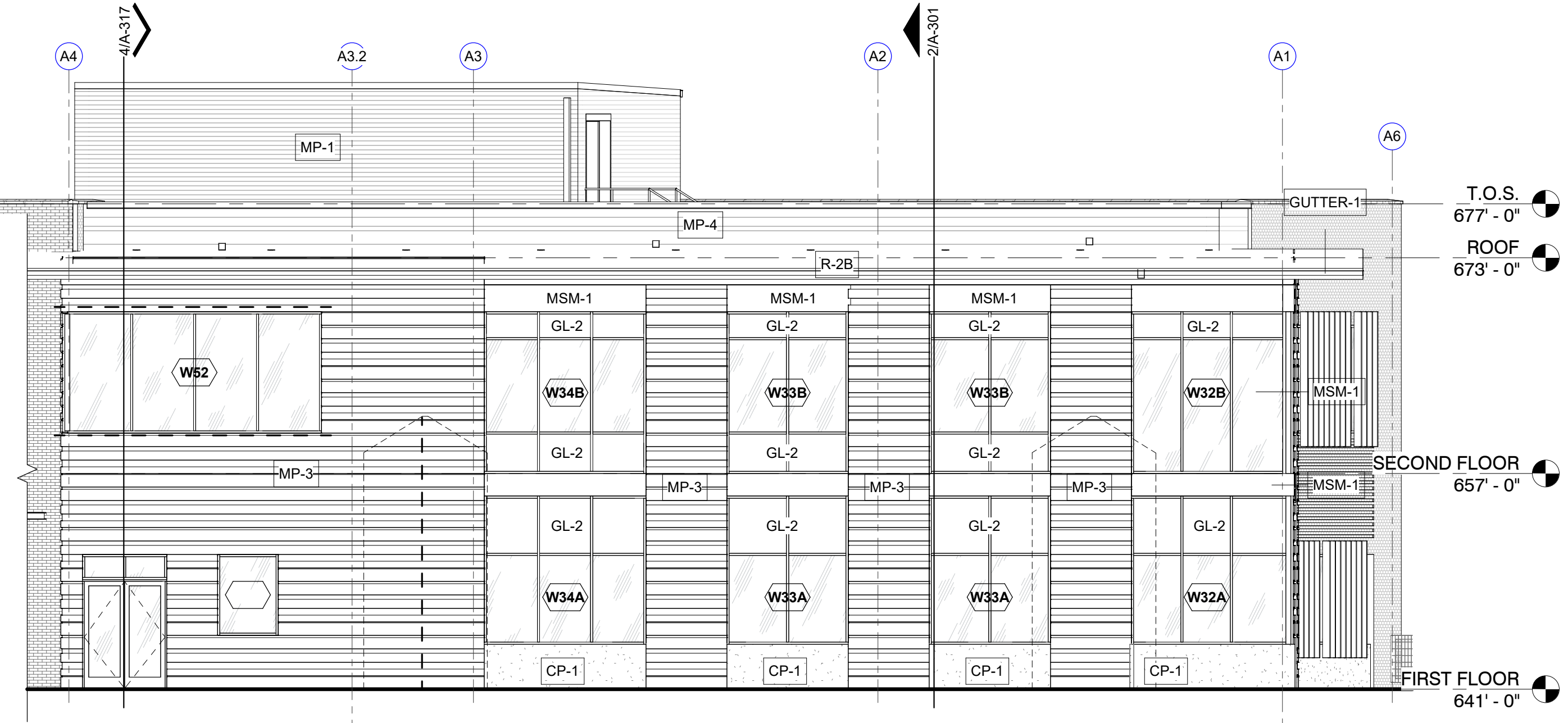
6 EXTERIOR ELEVATION
WEST 2b
1/8" = 1'-0"



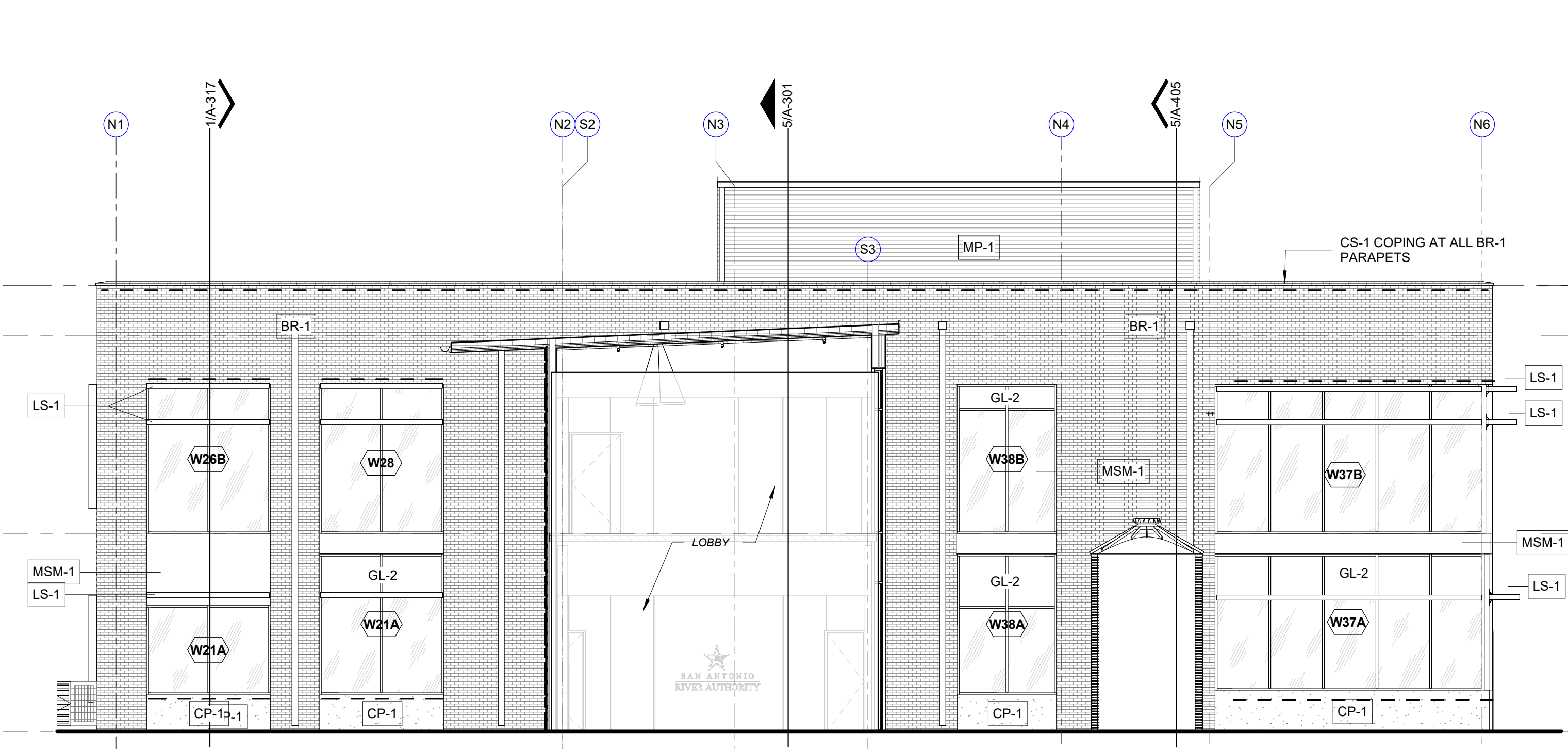
5 EXTERIOR ELEVATION
WEST 2a
1/8" = 1'-0"



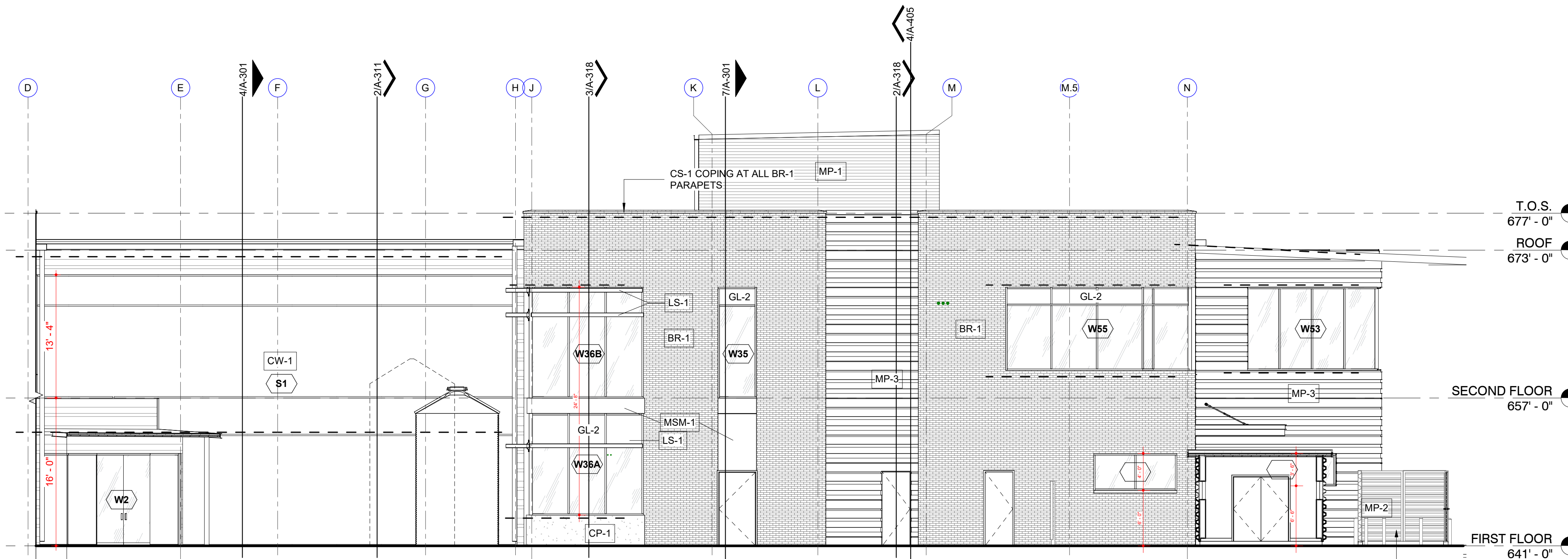
4 EXTERIOR ELEVATION
NORTH 2b
1/8" = 1'-0"



3 EXTERIOR ELEVATION
NORTH 2a
1/8" = 1'-0"



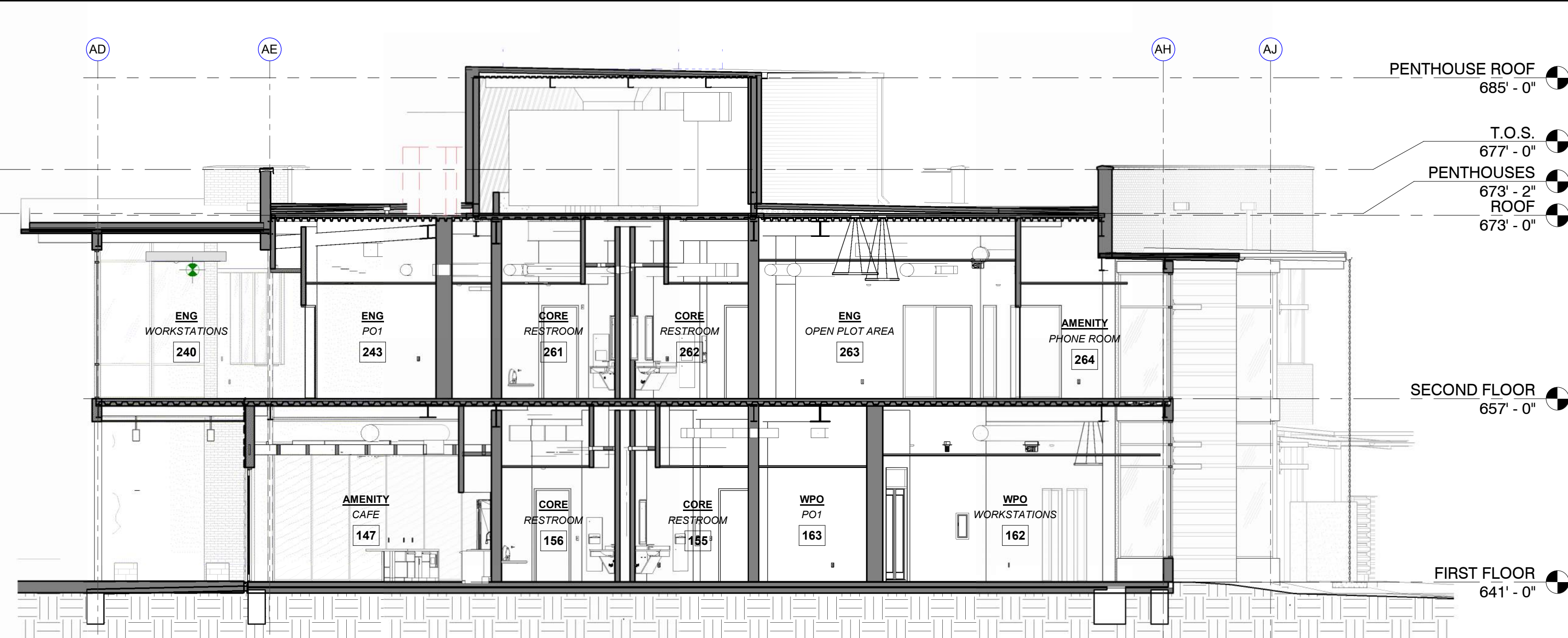
2 EXTERIOR ELEVATION
SOUTH 2
1/8" = 1'-0"



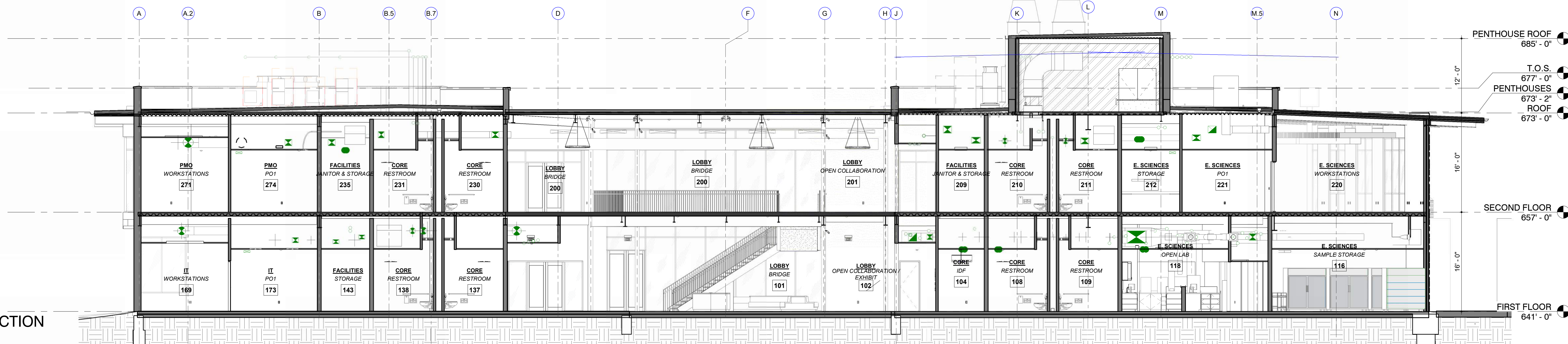
1 EXTERIOR ELEVATION
EAST 2
1/8" = 1'-0"



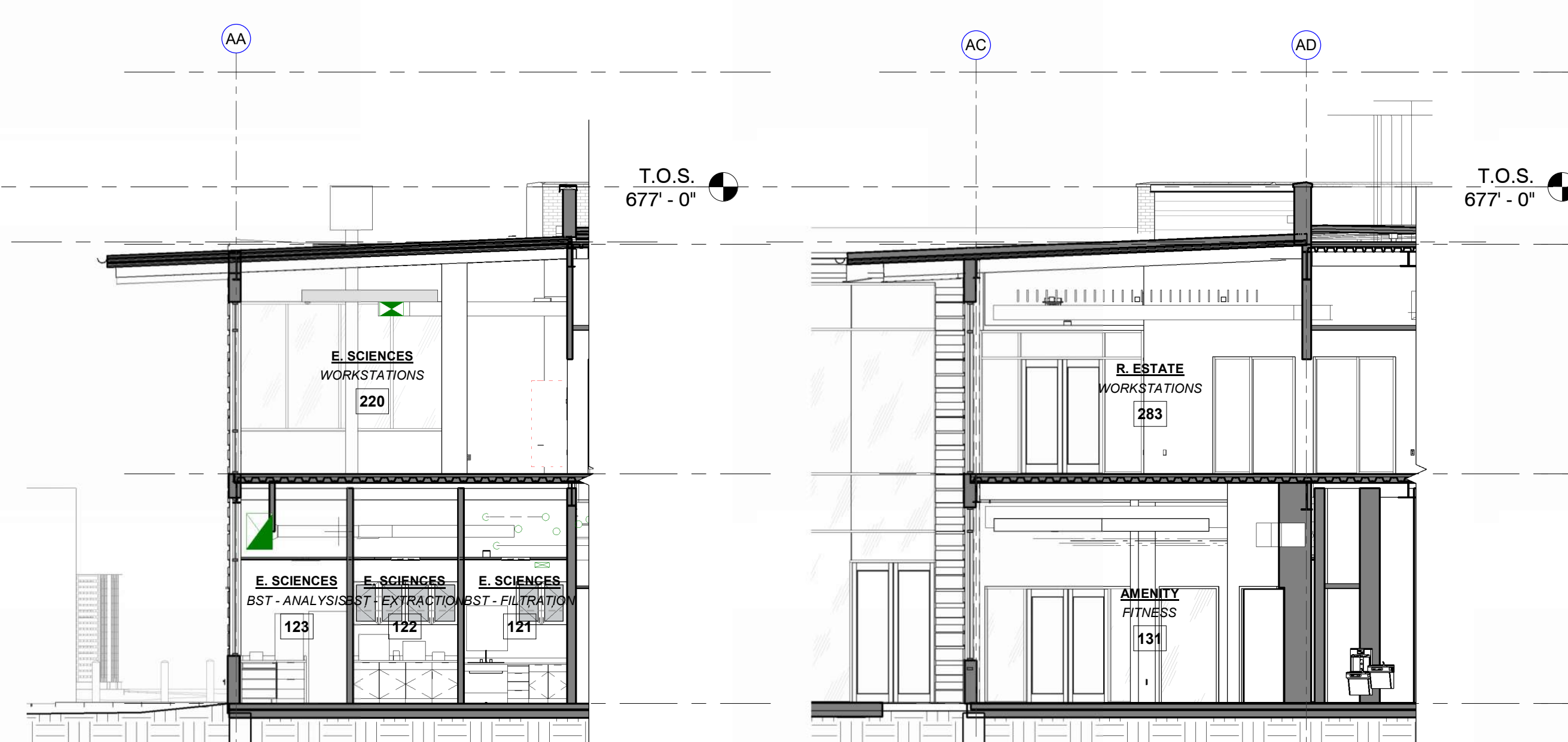
7 BUILDING SECTION
Section 67
1/8" = 1'-0"



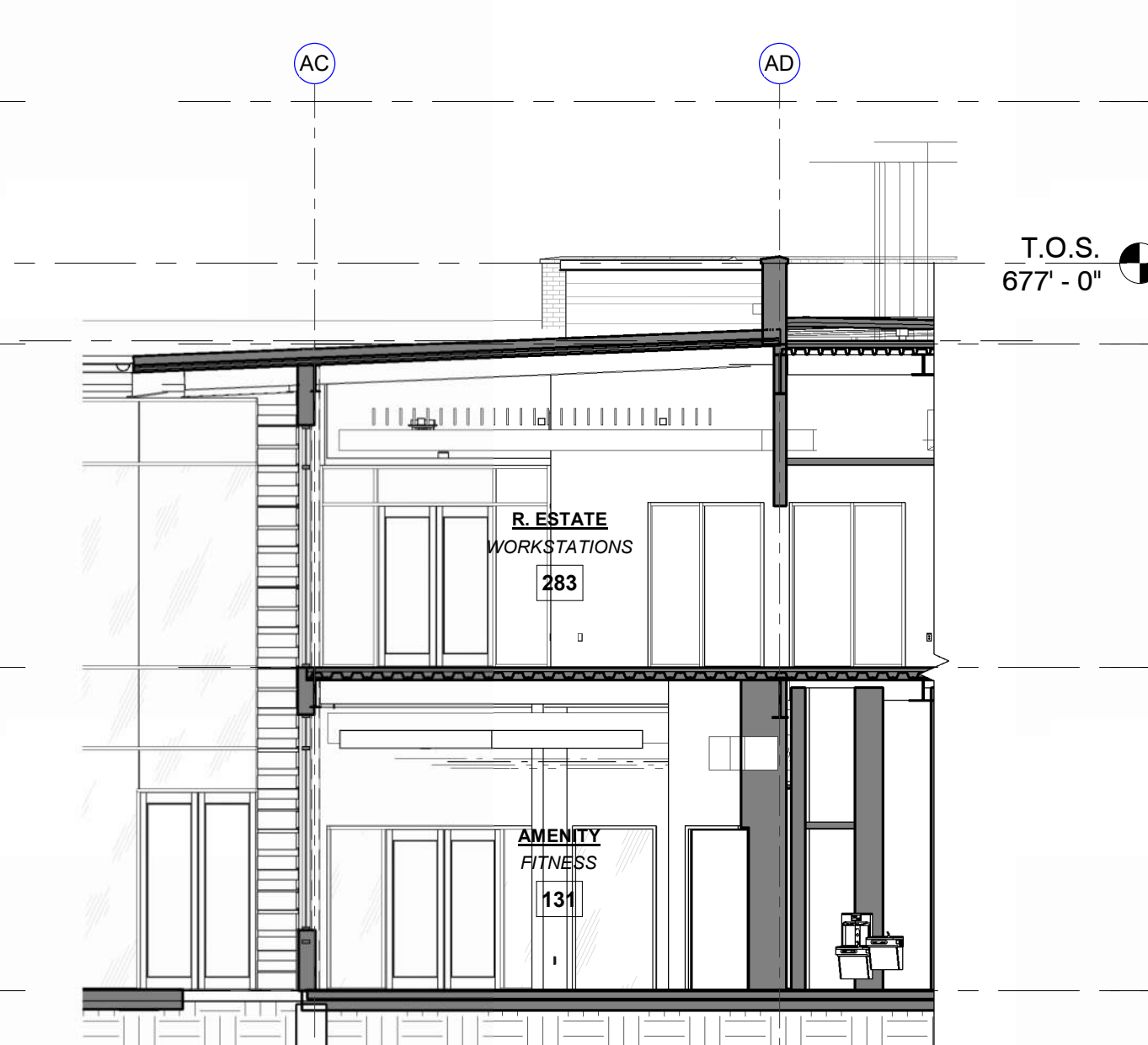
6 BUILDING SECTION
Section 6
1/8" = 1'-0"



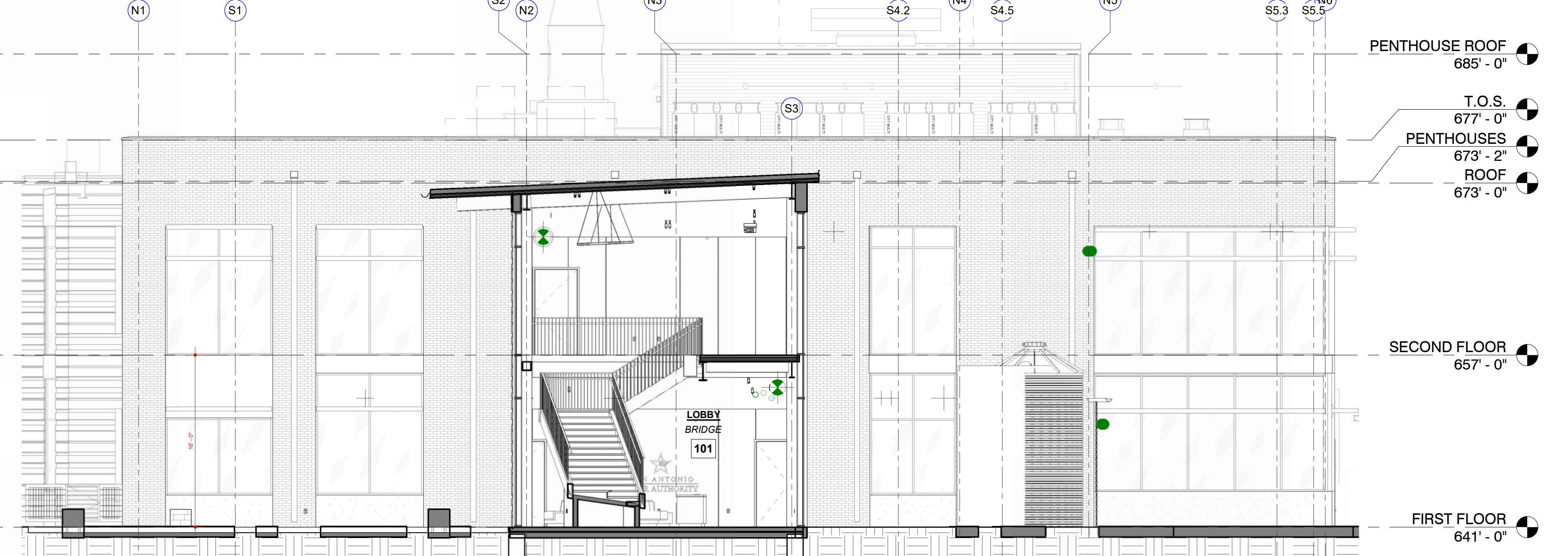
5 BUILDING SECTION
NS SECTION
1/8" = 1'-0"



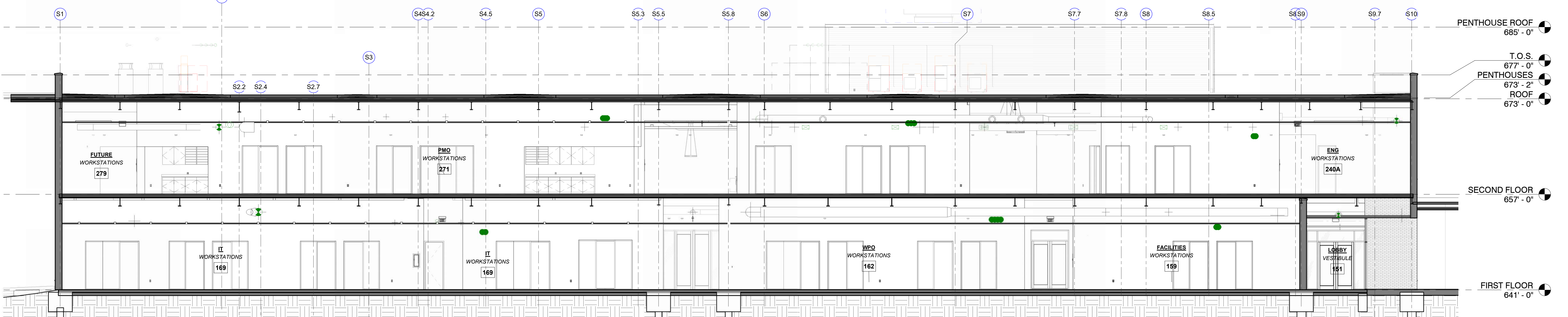
2 BUILDING SECTION
Section 2
1/8" = 1'-0"



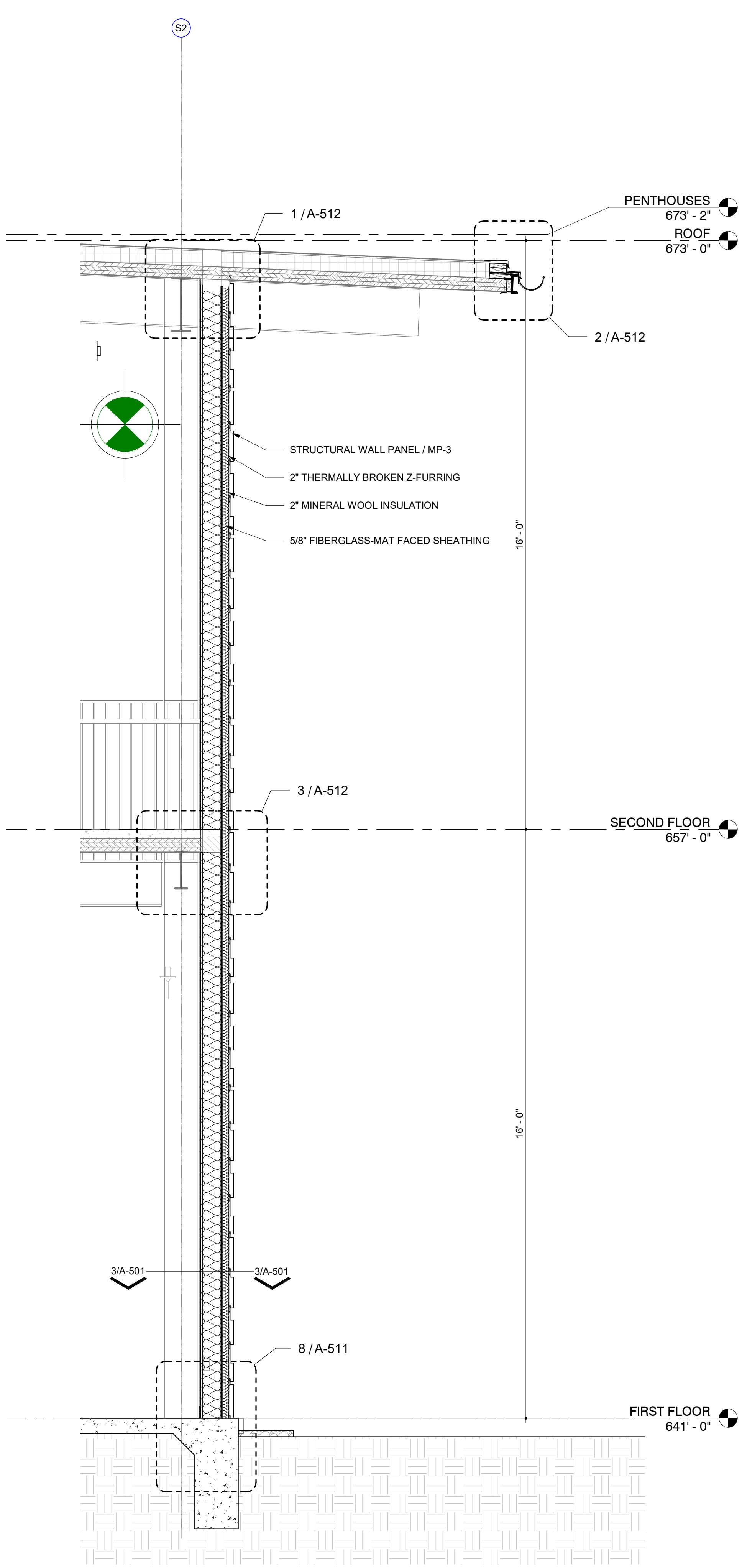
3 BUILDING SECTION
Section 3
1/8" = 1'-0"



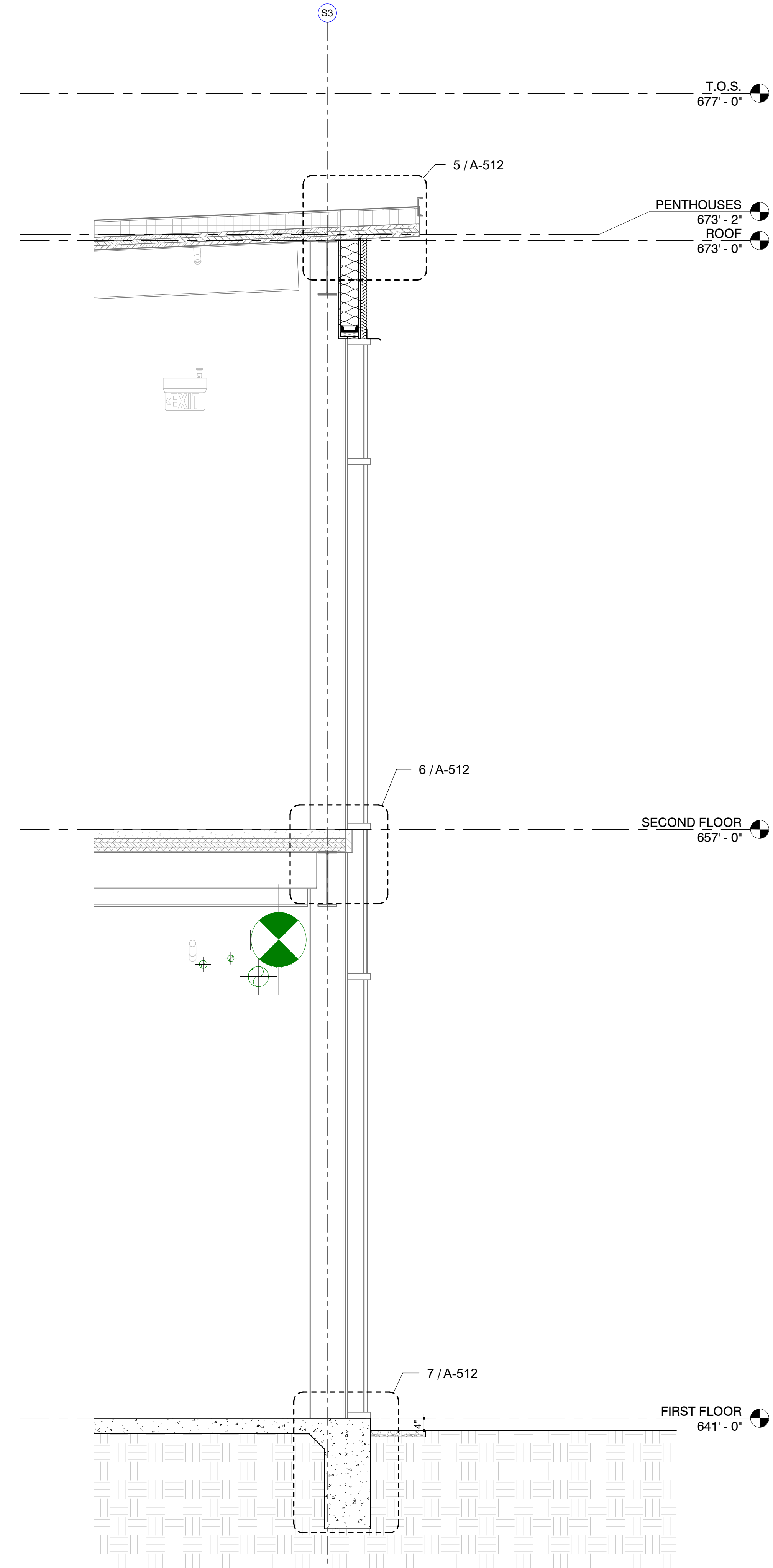
4 BUILDING SECTION
WE SECTION BRIDGE
1/8" = 1'-0"



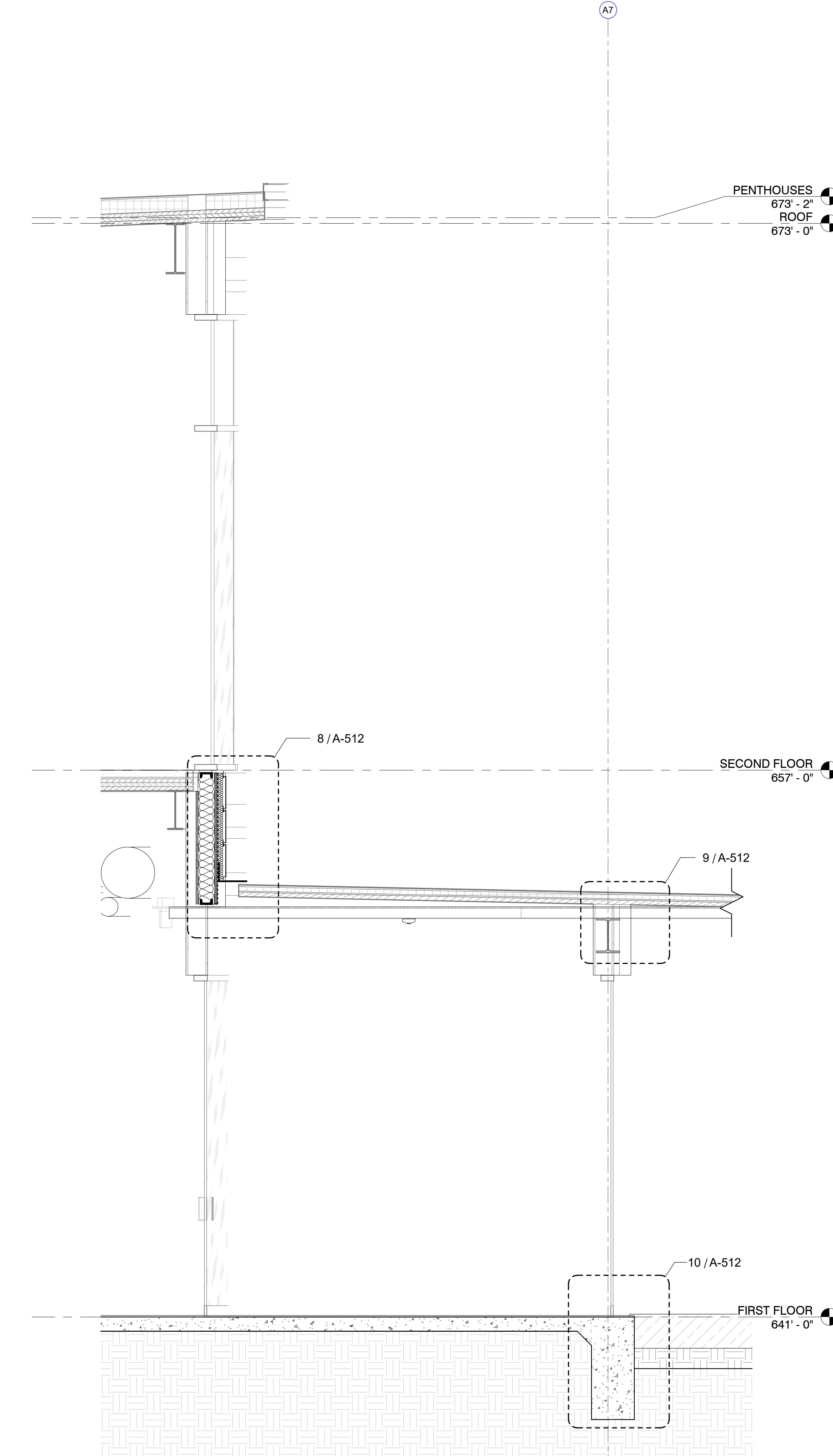
1 BUILDING SECTION
WE SECTION S BLDG
1/8" = 1'-0"



1 WALL SECTION
LOBBY WEST
1/2" = 1'-0"



2 WALL SECTION
LOBBY EAST
1/2" = 1'-0"



3 WALL SECTION
VESTIBULE
1/2" = 1'-0"

7/26/2024 9:53:53 AM

San Antonio River Authority
SARA Sheridan Campus
201 W Sheridan St
San Antonio, TX
78204

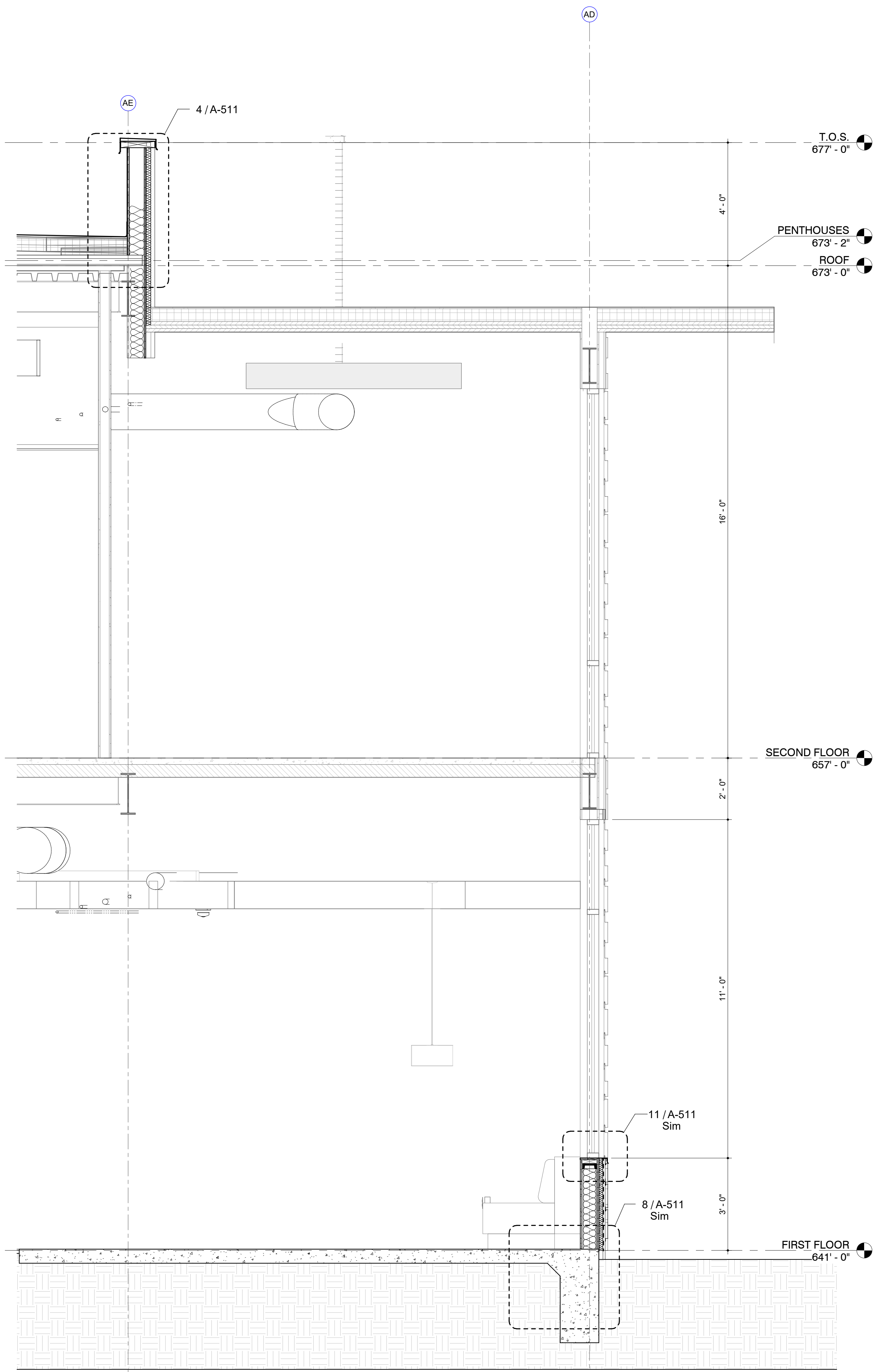
revision date



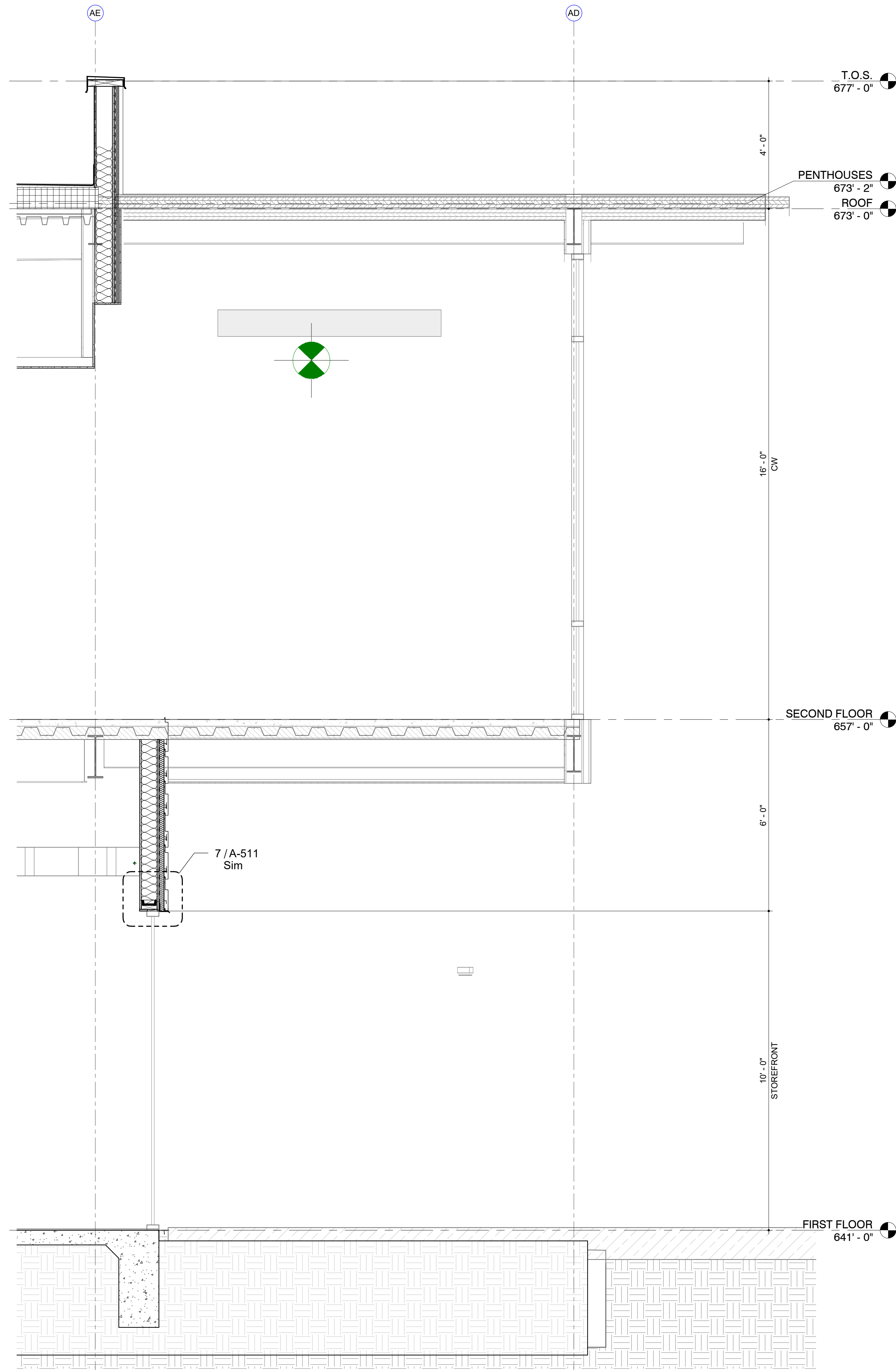
2002 N. Saint Mary's St.
San Antonio Texas 78212
Office: 210.733.3535
web: www.rvkarchitecture.com

30%
CONSTRUCTION
DOCUMENTS

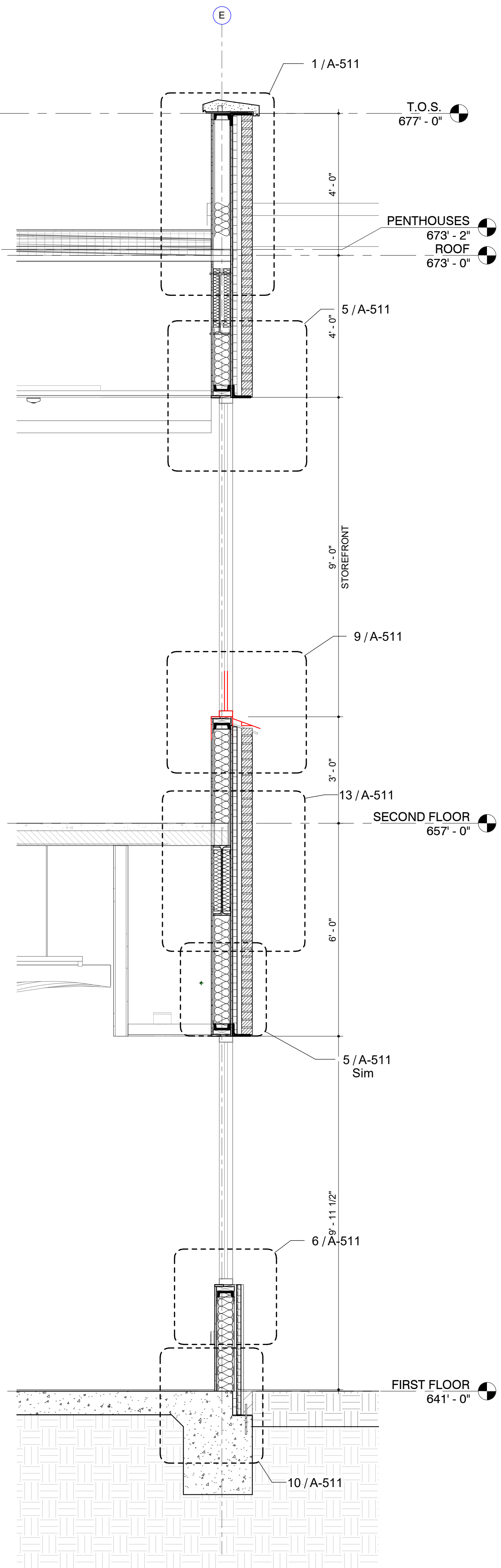
A-311
WALL SECTIONS



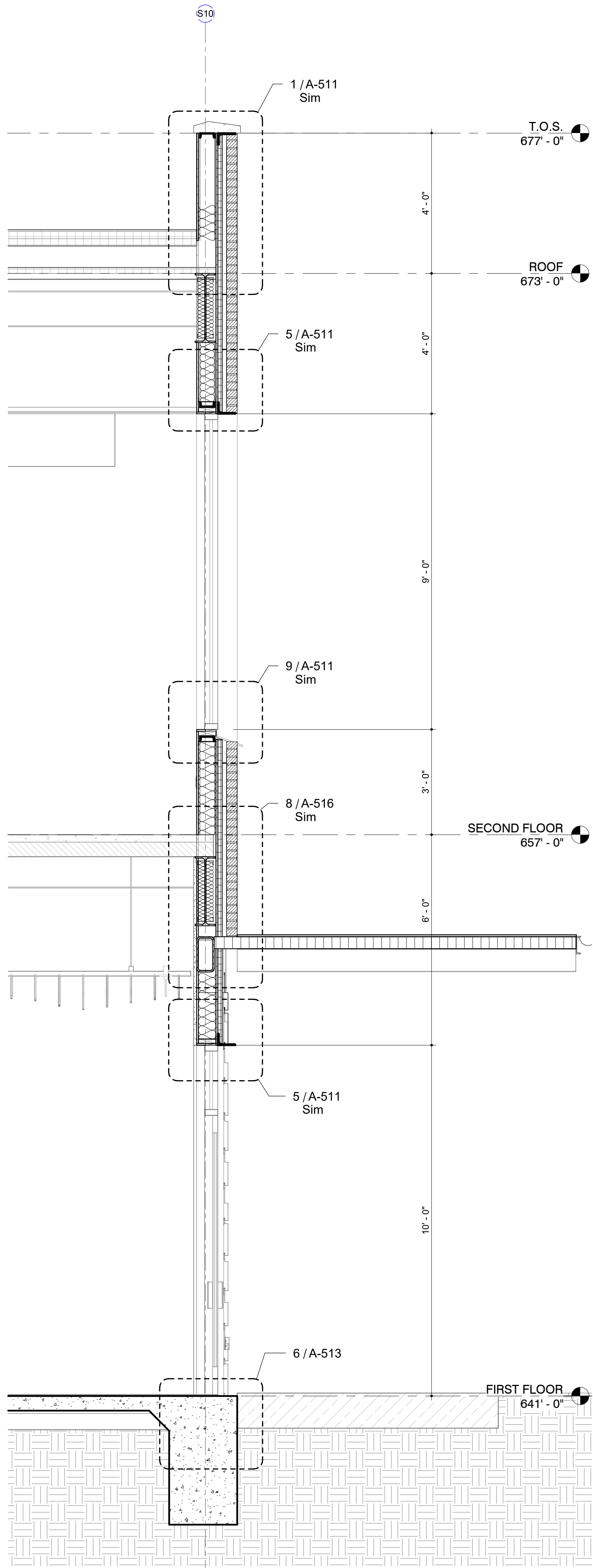
1 WALL SECTION
CAFE NICHE
1/2" = 1'-0"



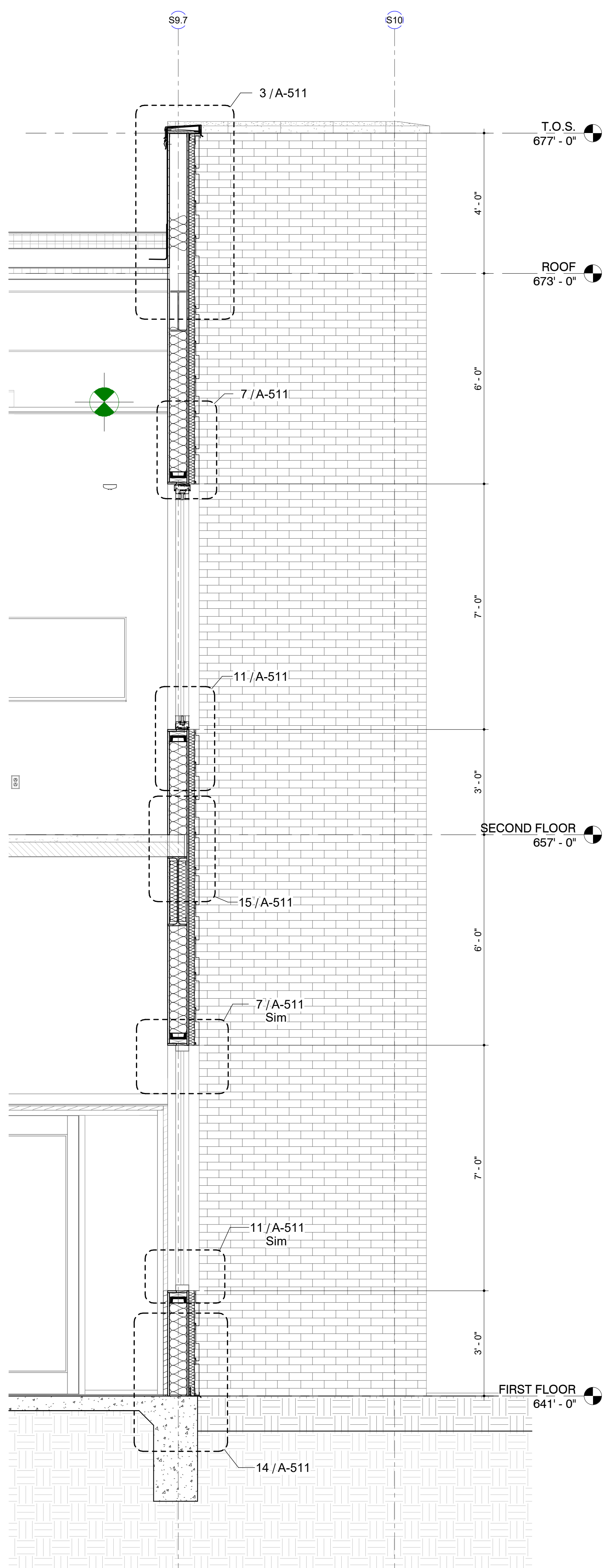
2 WALL SECTION
OUTDOOR DINING
1/2" = 1'-0"



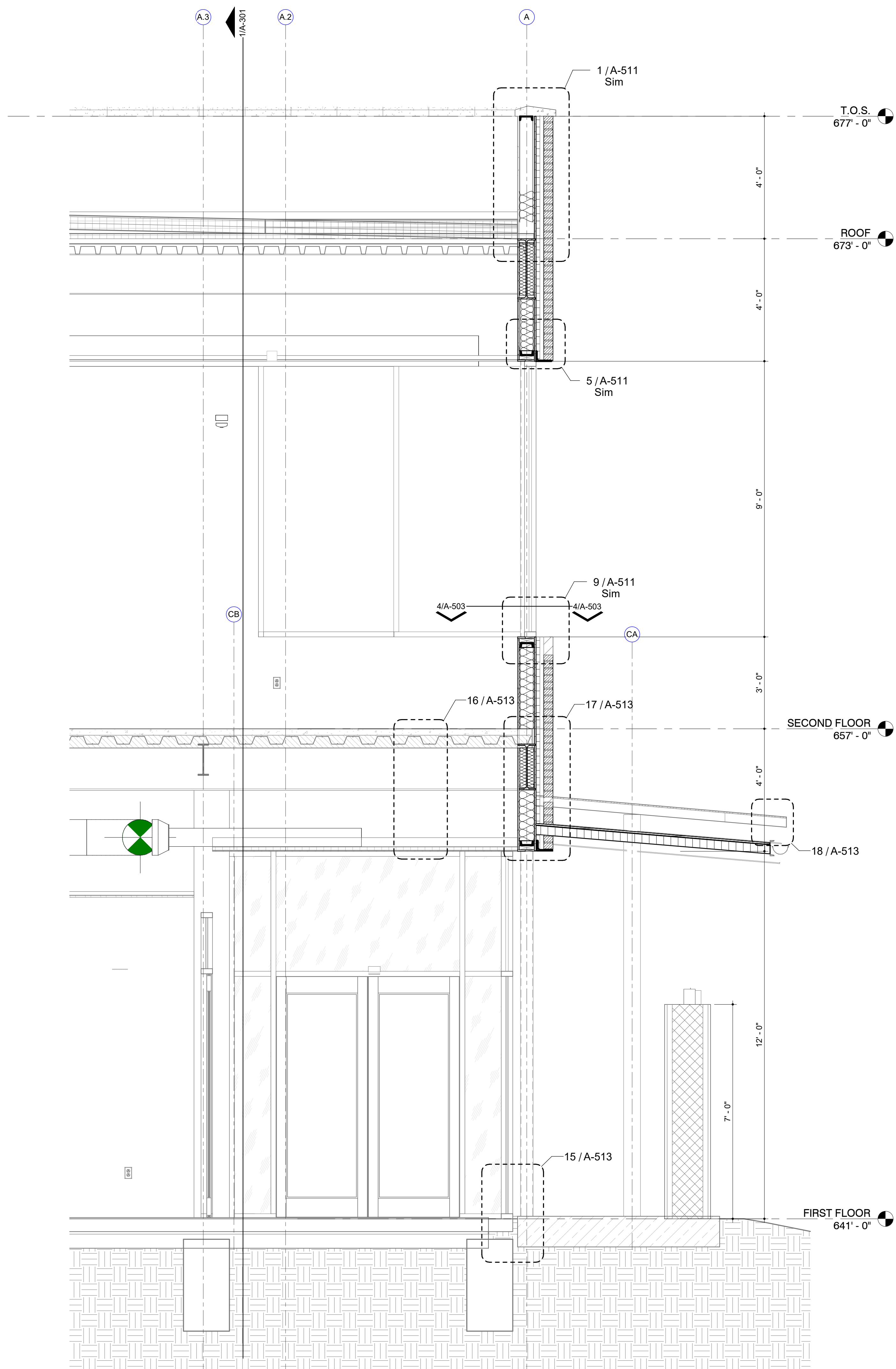
3 WALL SECTION
CONFERENCE RM.
1/2" = 1'-0"



1 WALL SECTION
CONF. ROOM
1/2" = 1'-0"



2 WALL SECTION
CONF. ROOM VESTIBULE
1/2" = 1'-0"



3 WALL SECTION
SOUTH ENTRY
1/2" = 1'-0"

7/26/2024 9:53:56 AM

San Antonio River Authority

SARA Sheridan Campus

201 W Sheridan St

San Antonio, TX

78204

revision date

LAKE FLATO

RVK

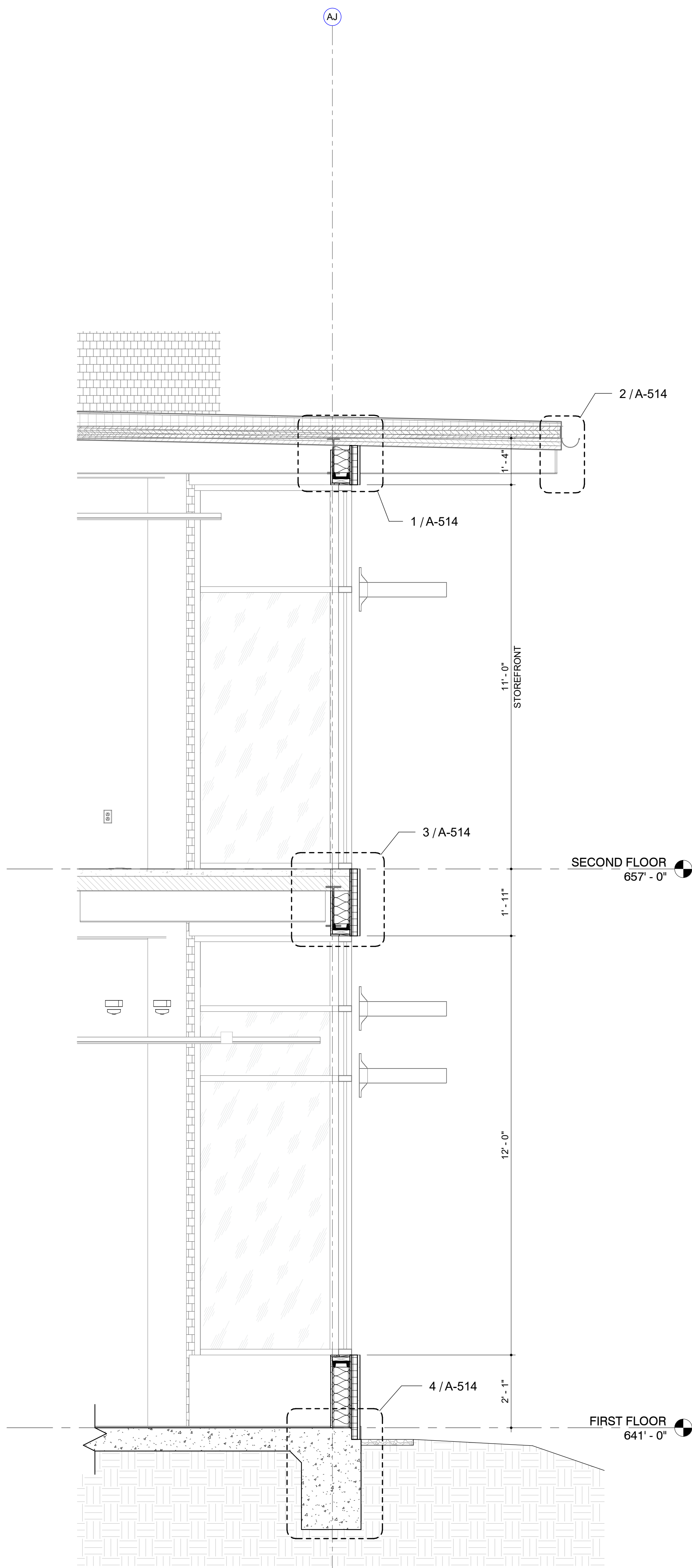
ARCHITECTURE

2002 N. Saint Mary's St.
San Antonio Texas 78212
Office: 210.733.3535
web: www.rvkarchitecture.com

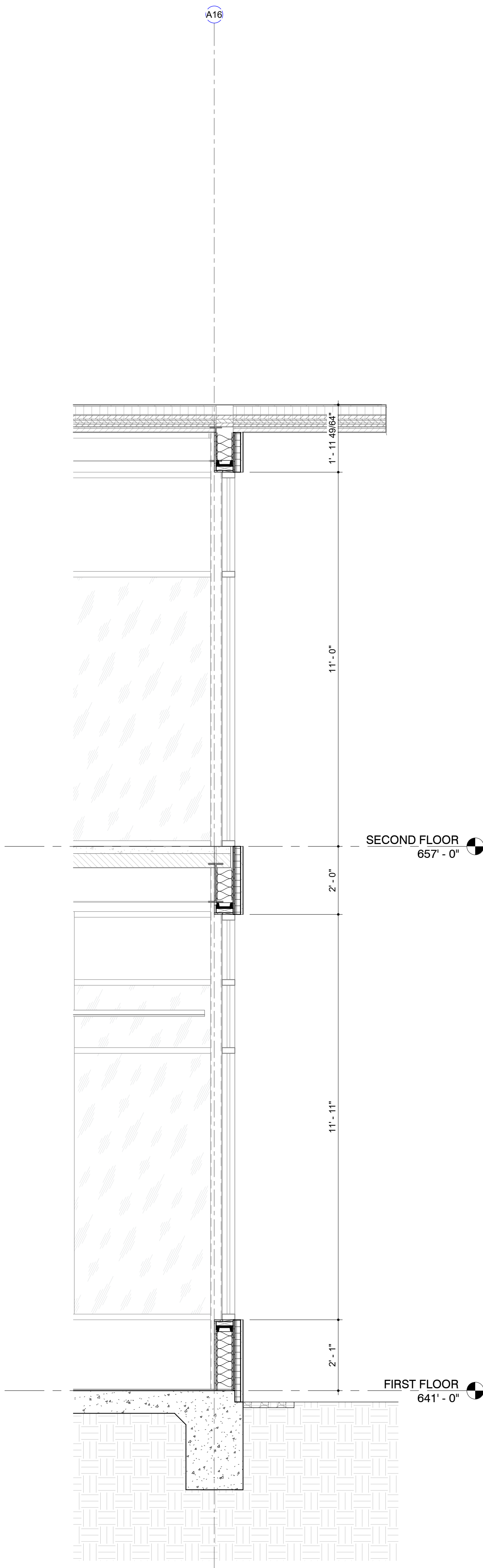
30%
CONSTRUCTION
DOCUMENTS

A-313

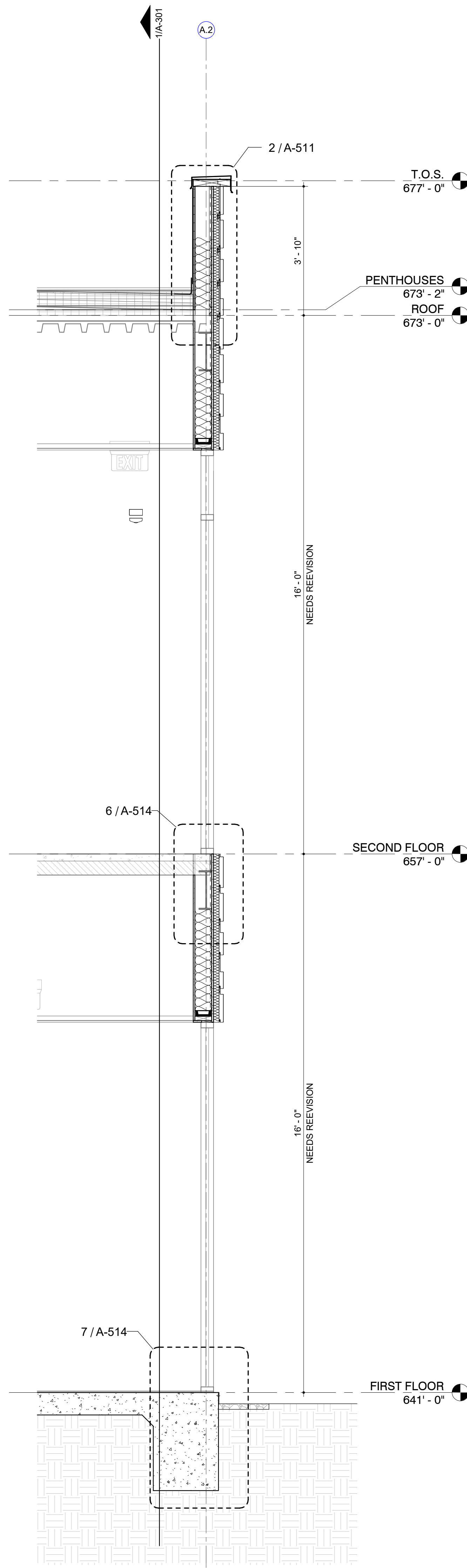
WALL SECTIONS



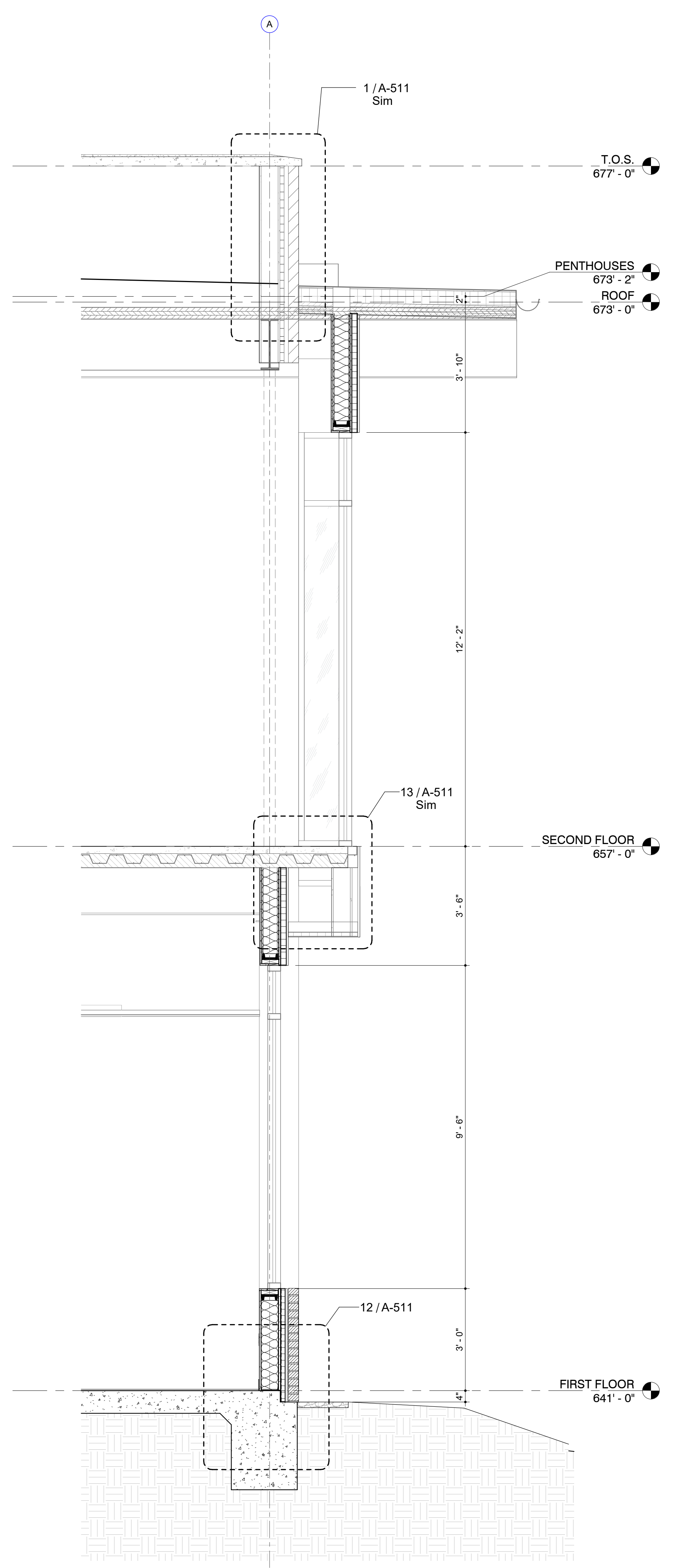
1 WALL SECTION
Section 27
1/2" = 1'-0"



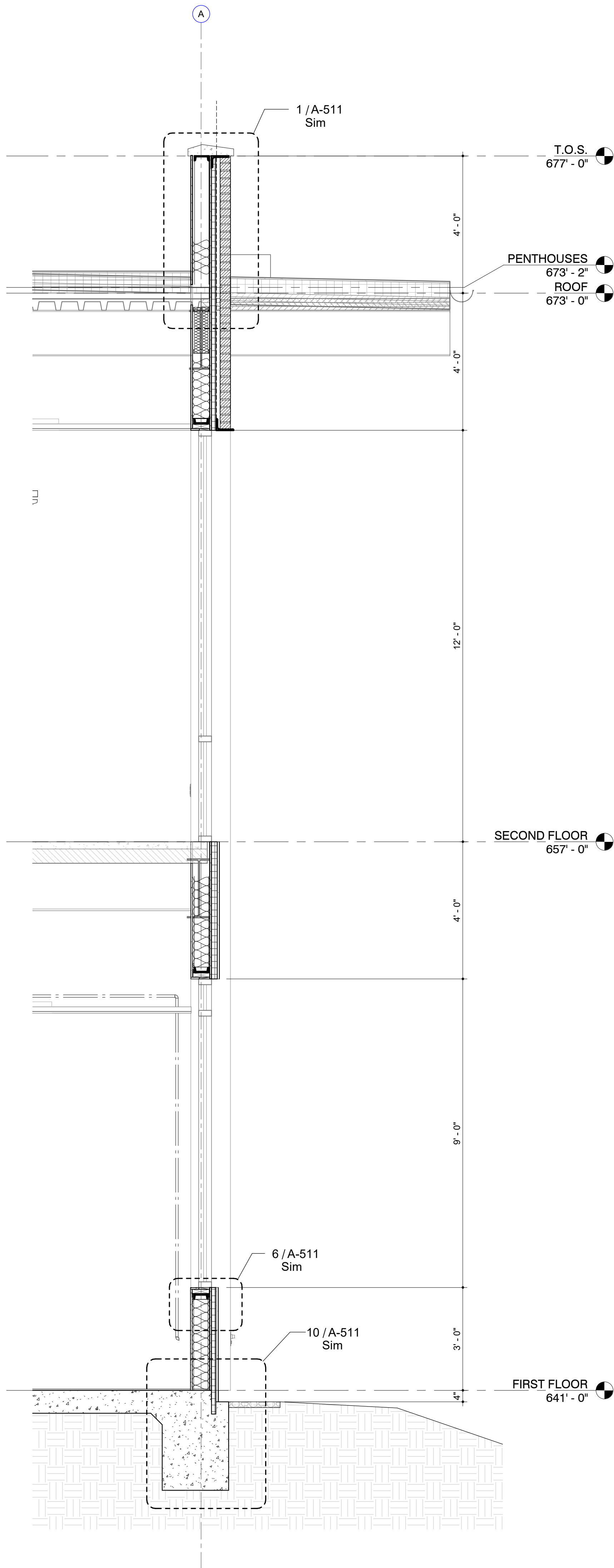
2 WALL SECTION
Section 52
1/2" = 1'-0"



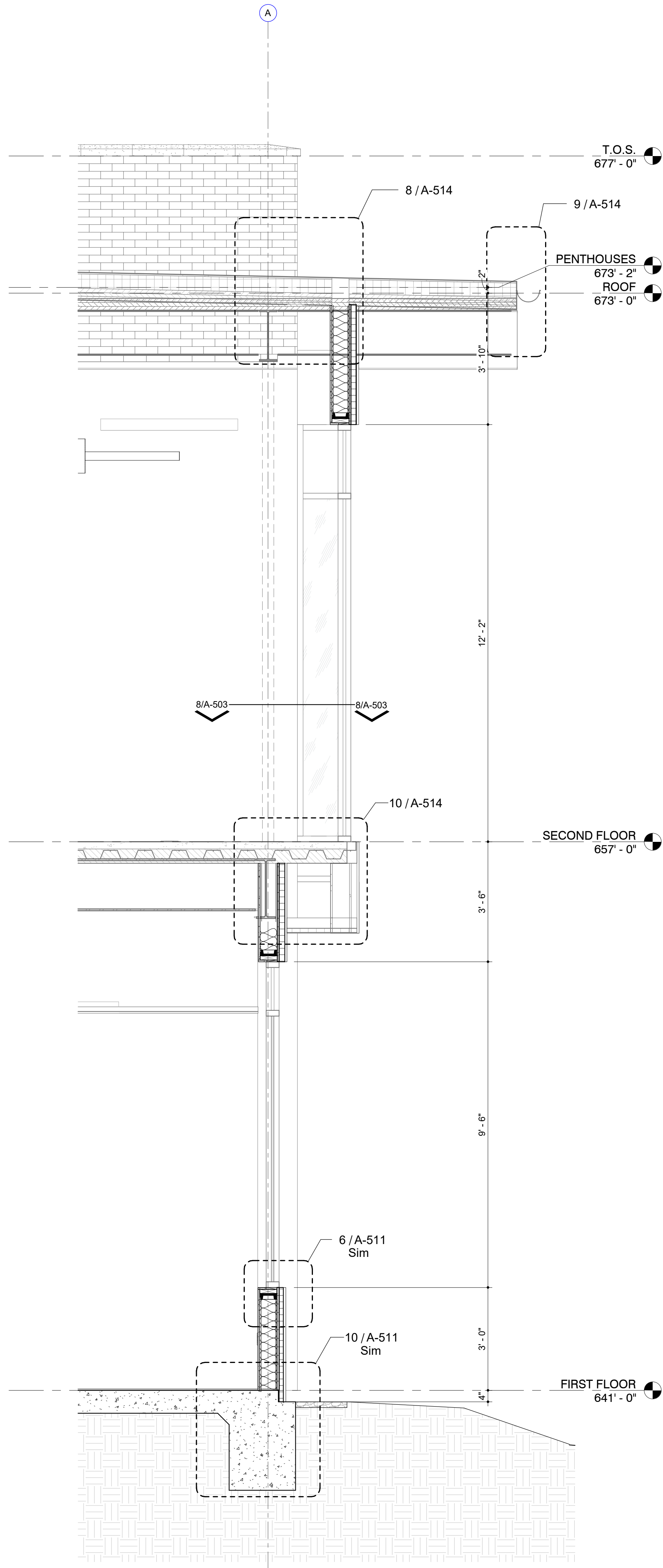
3 WALL SECTION
Section 25
1/2" = 1'-0"



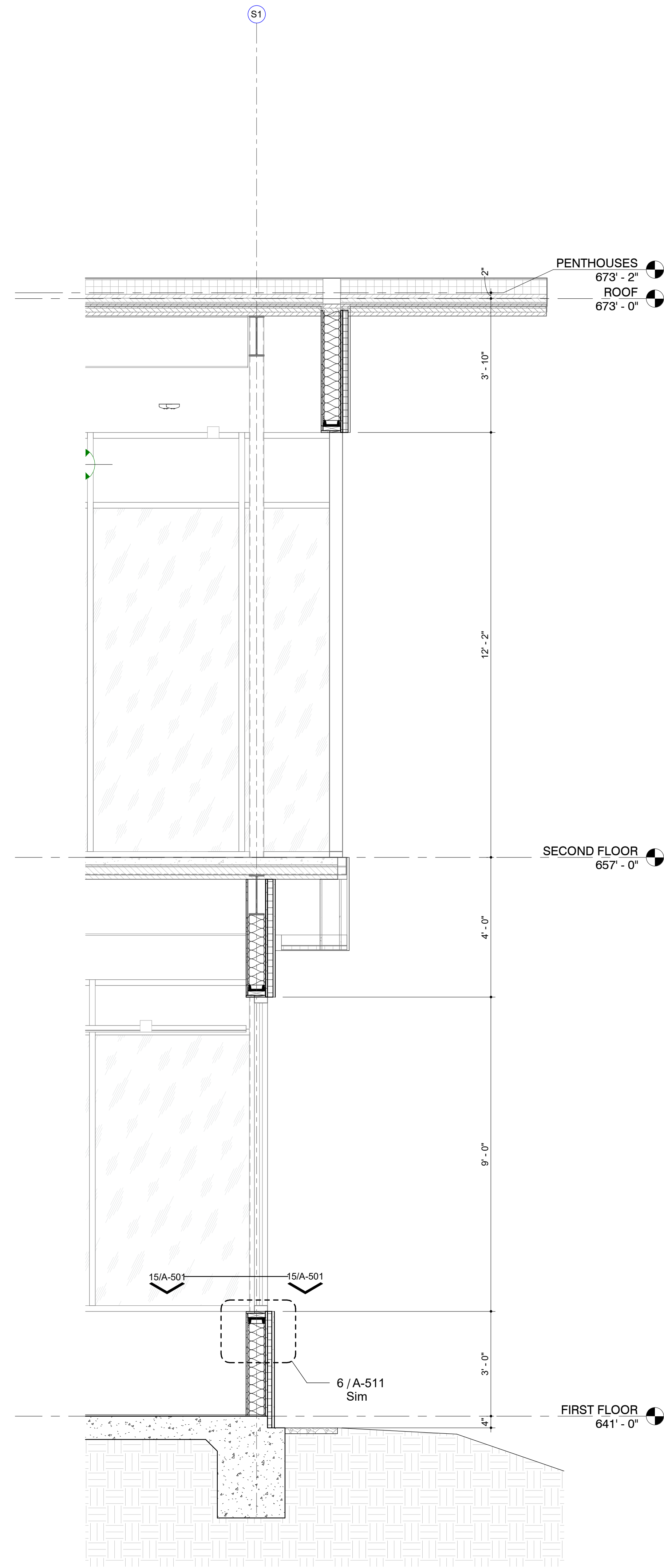
4 WALL SECTION
Section 25
1/2" = 1'-0"



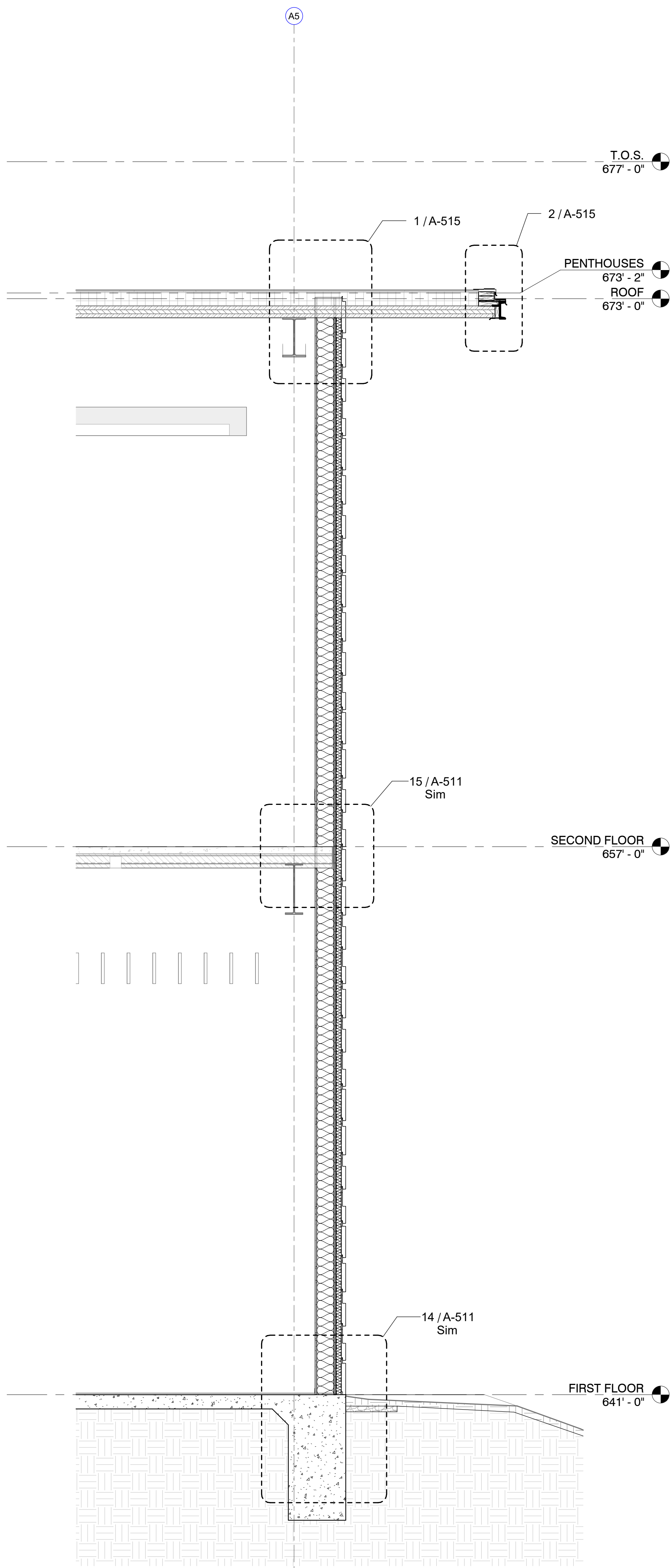
1 WALL SECTION
Section 43
1/2" = 1'-0"



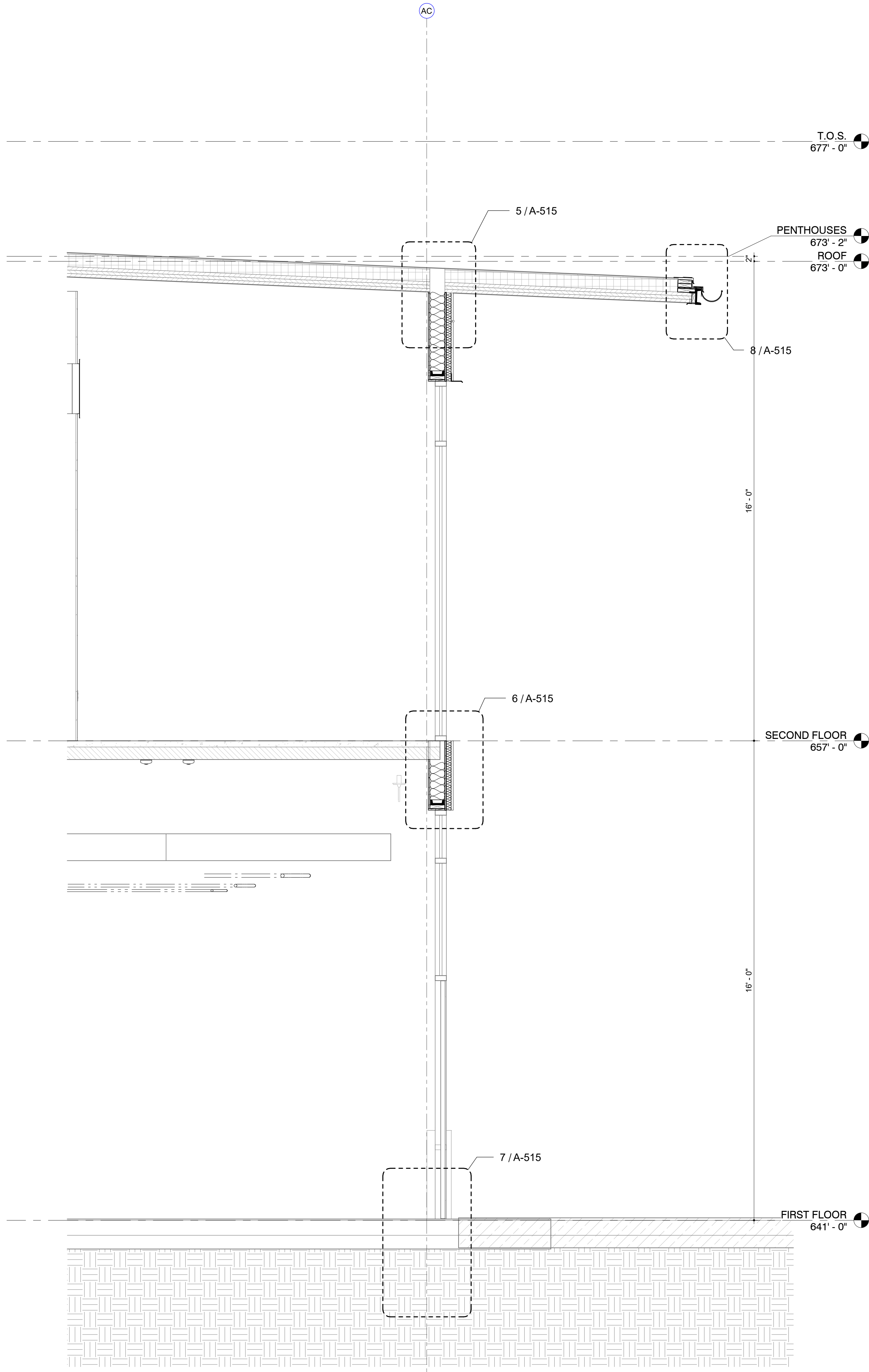
2 WALL SECTION
Section 53
1/2" = 1'-0"



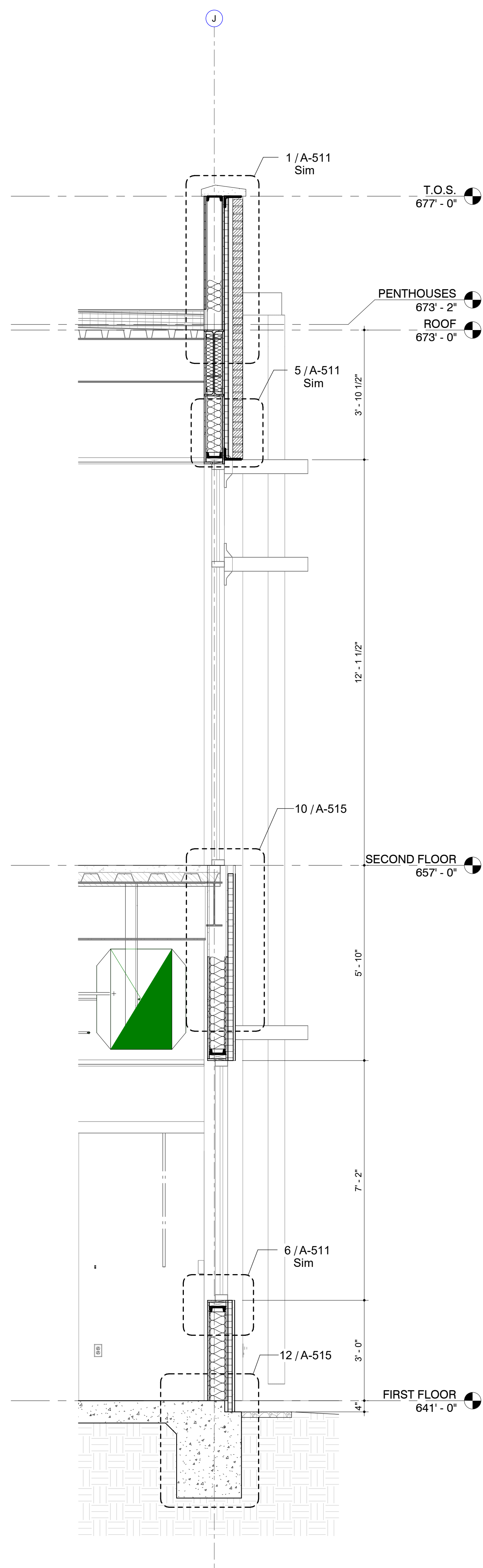
3 WALL SECTION
Section 44
1/2" = 1'-0"



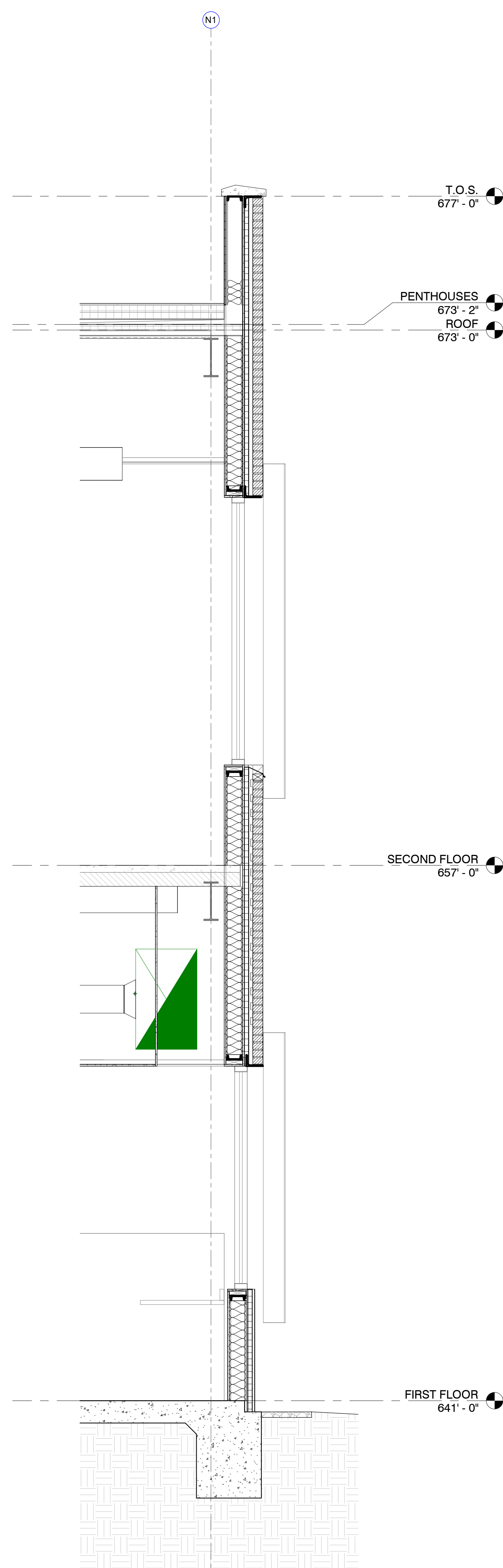
1 WALL SECTION
Section 54
1/2" = 1'-0"



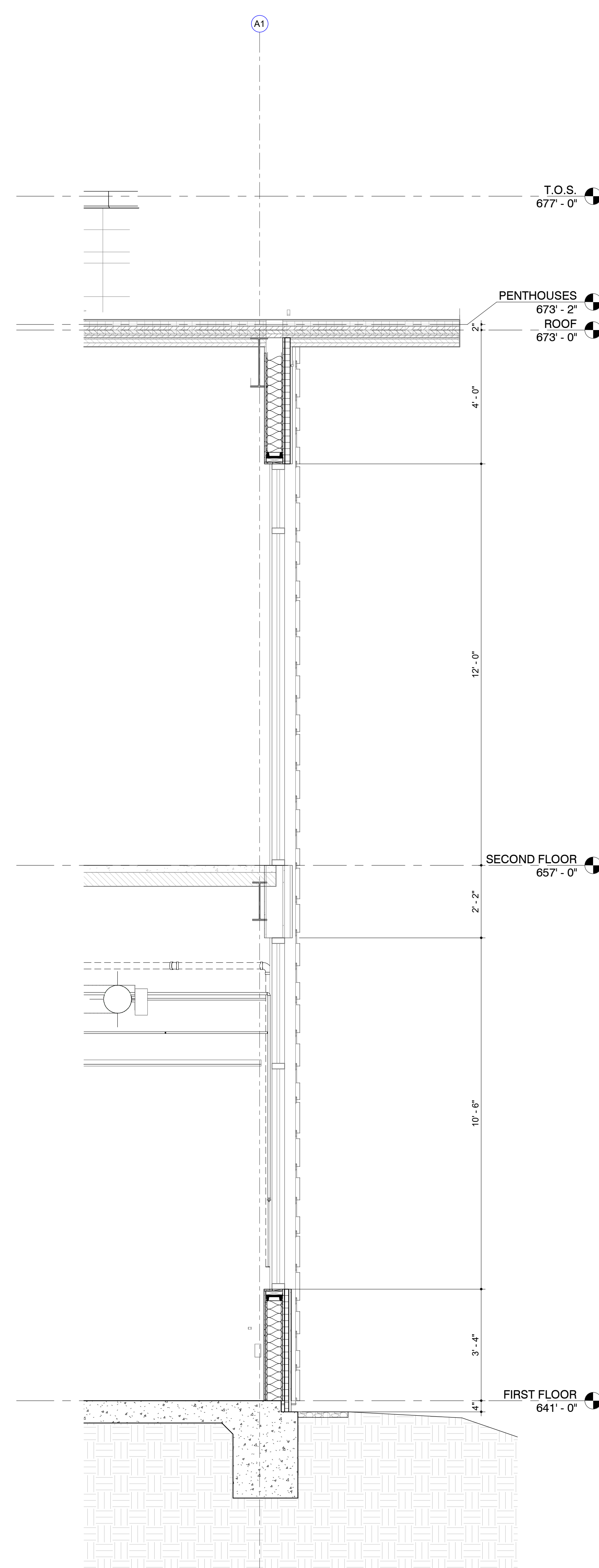
2 WALL SECTION
Section 29
1/2" = 1'-0"



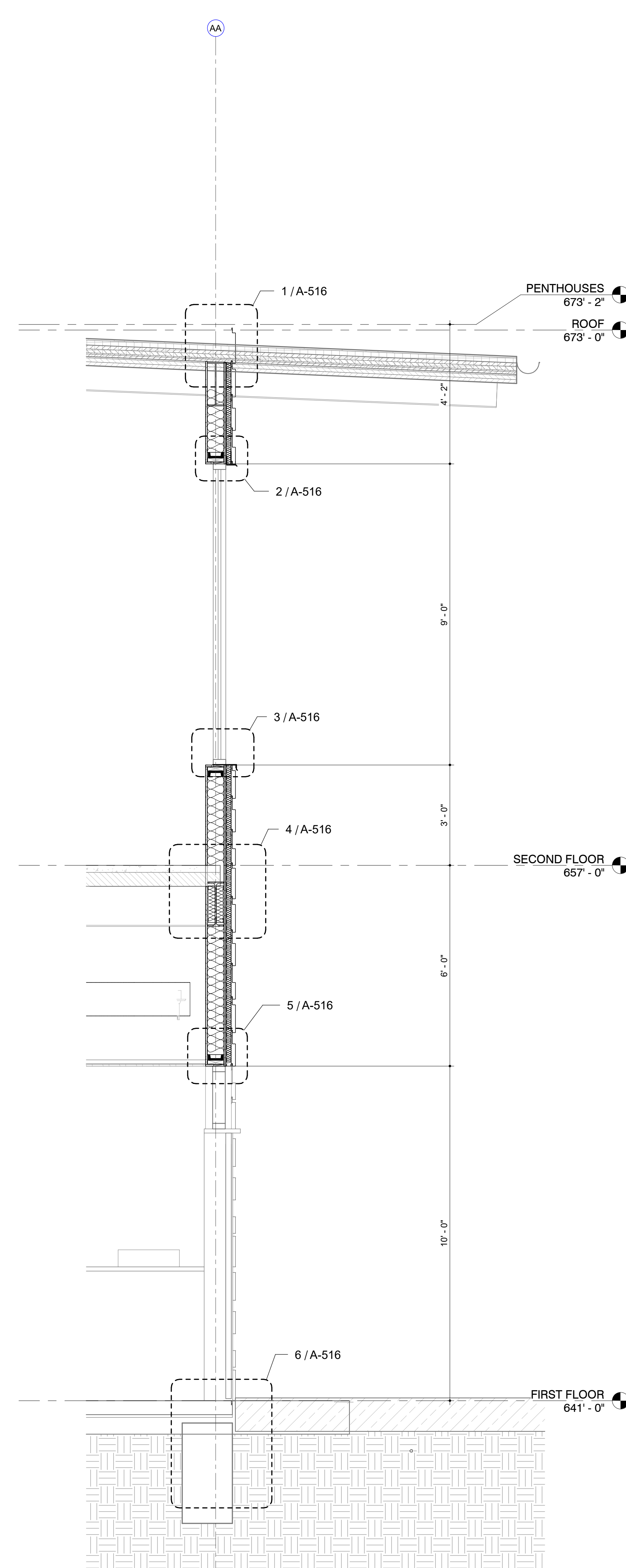
1 WALL SECTION
Section 45
1/2" = 1'-0"



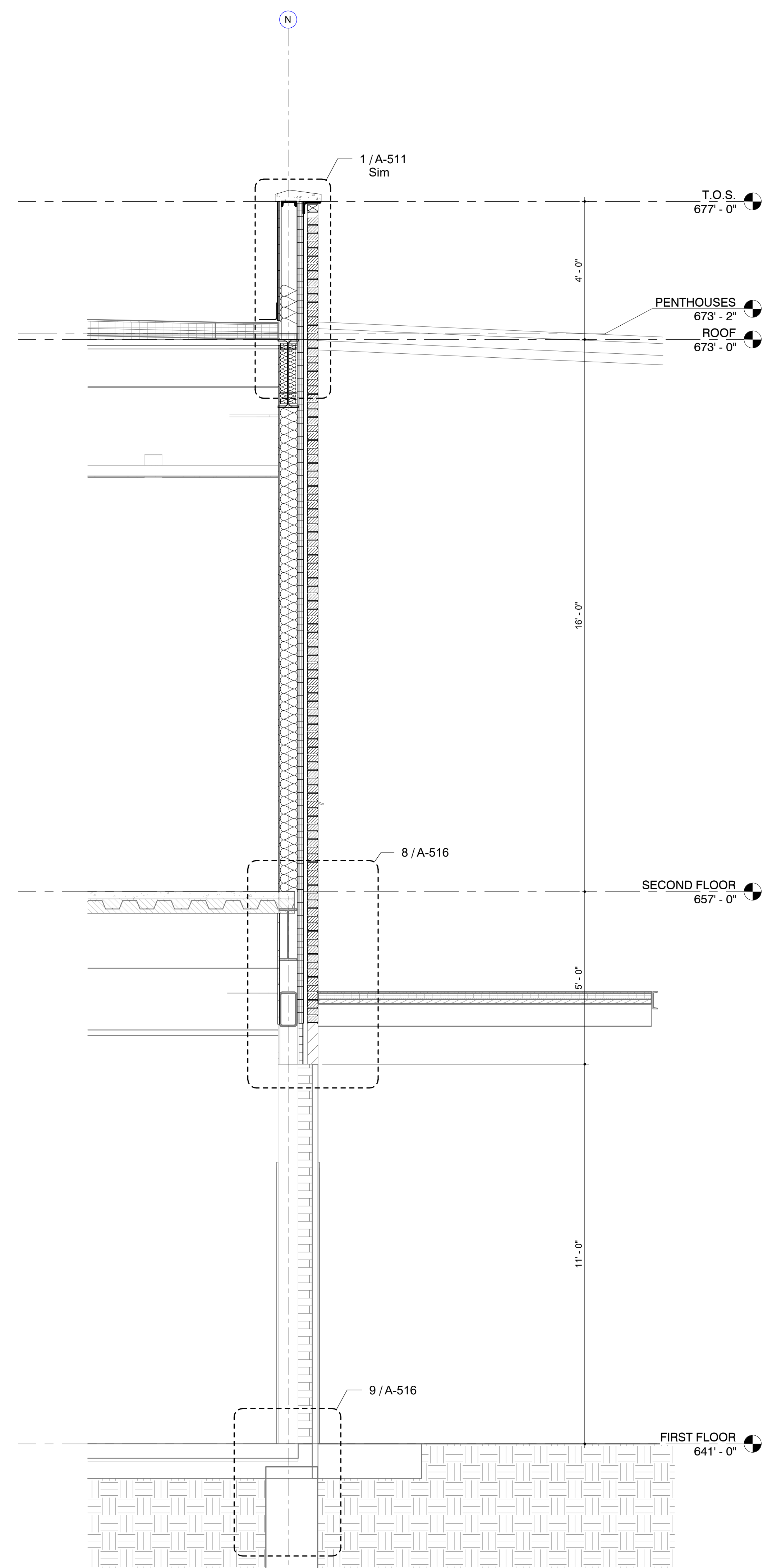
2 WALL SECTION
Section 22
1/2" = 1'-0"



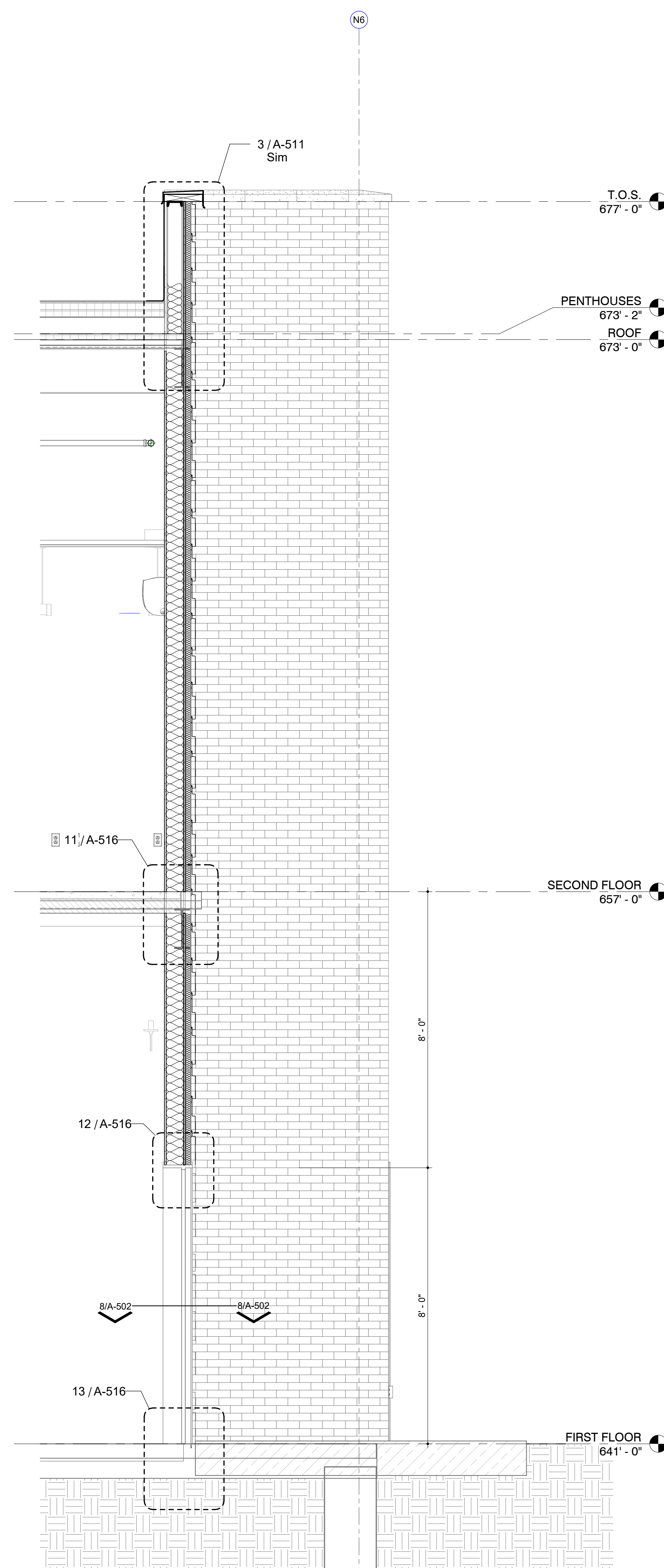
3 WALL SECTION
Section 21
1/2" = 1'-0"



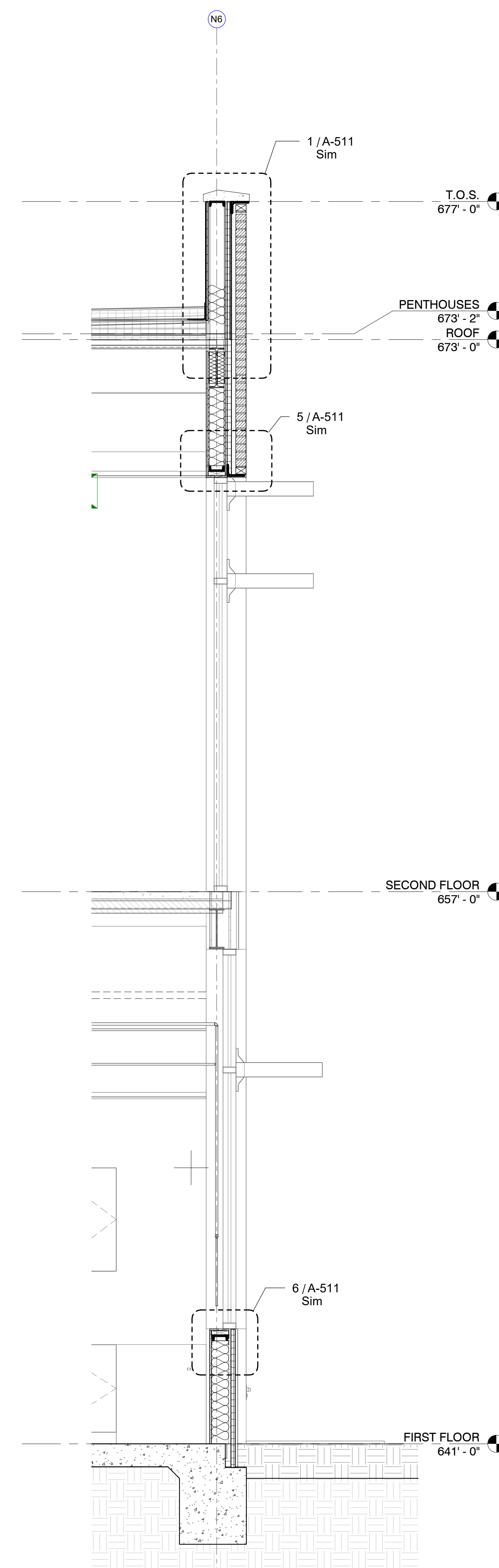
4 WALL SECTION
Section 38
1/2" = 1'-0"



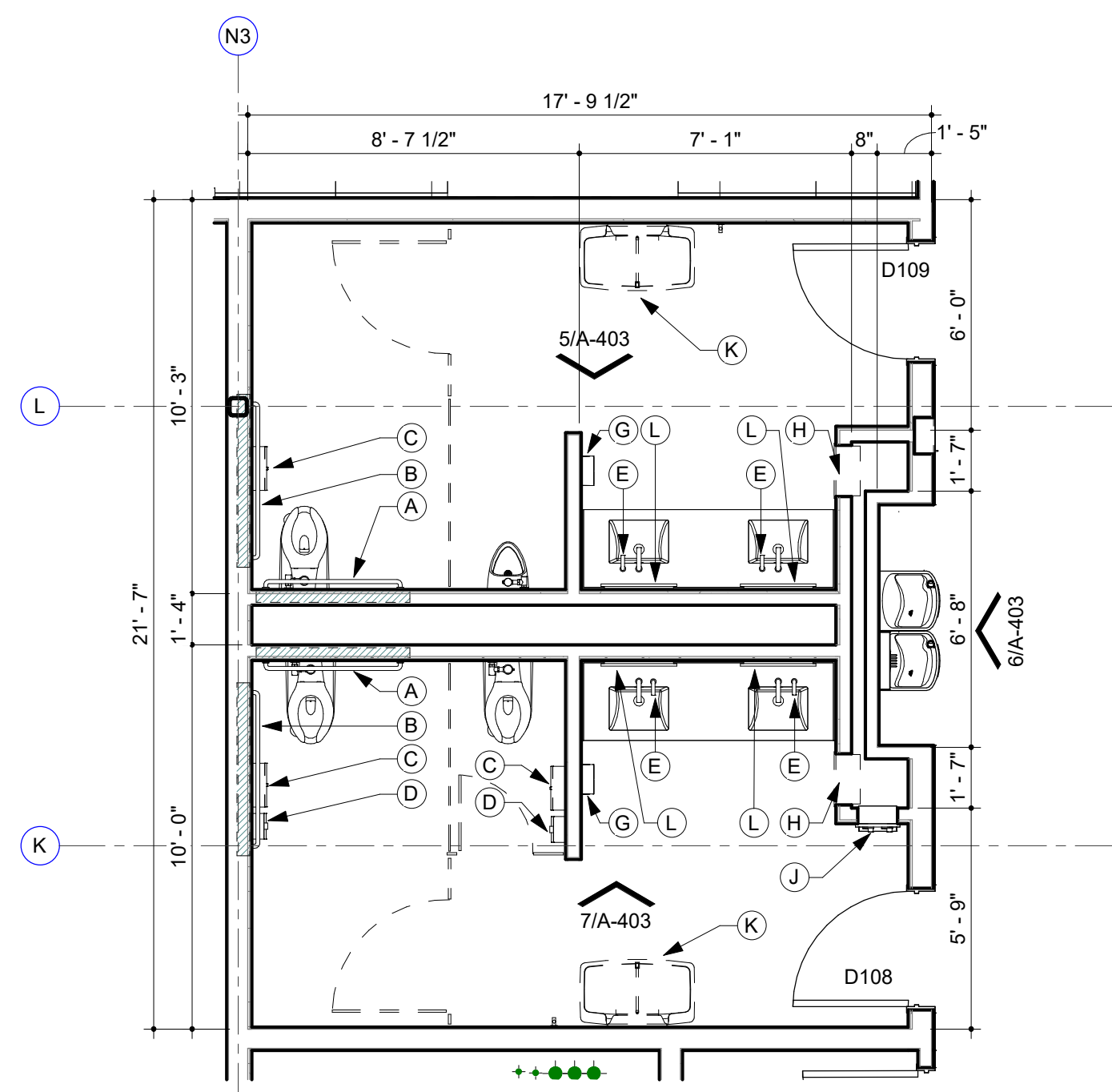
1 WALL SECTION



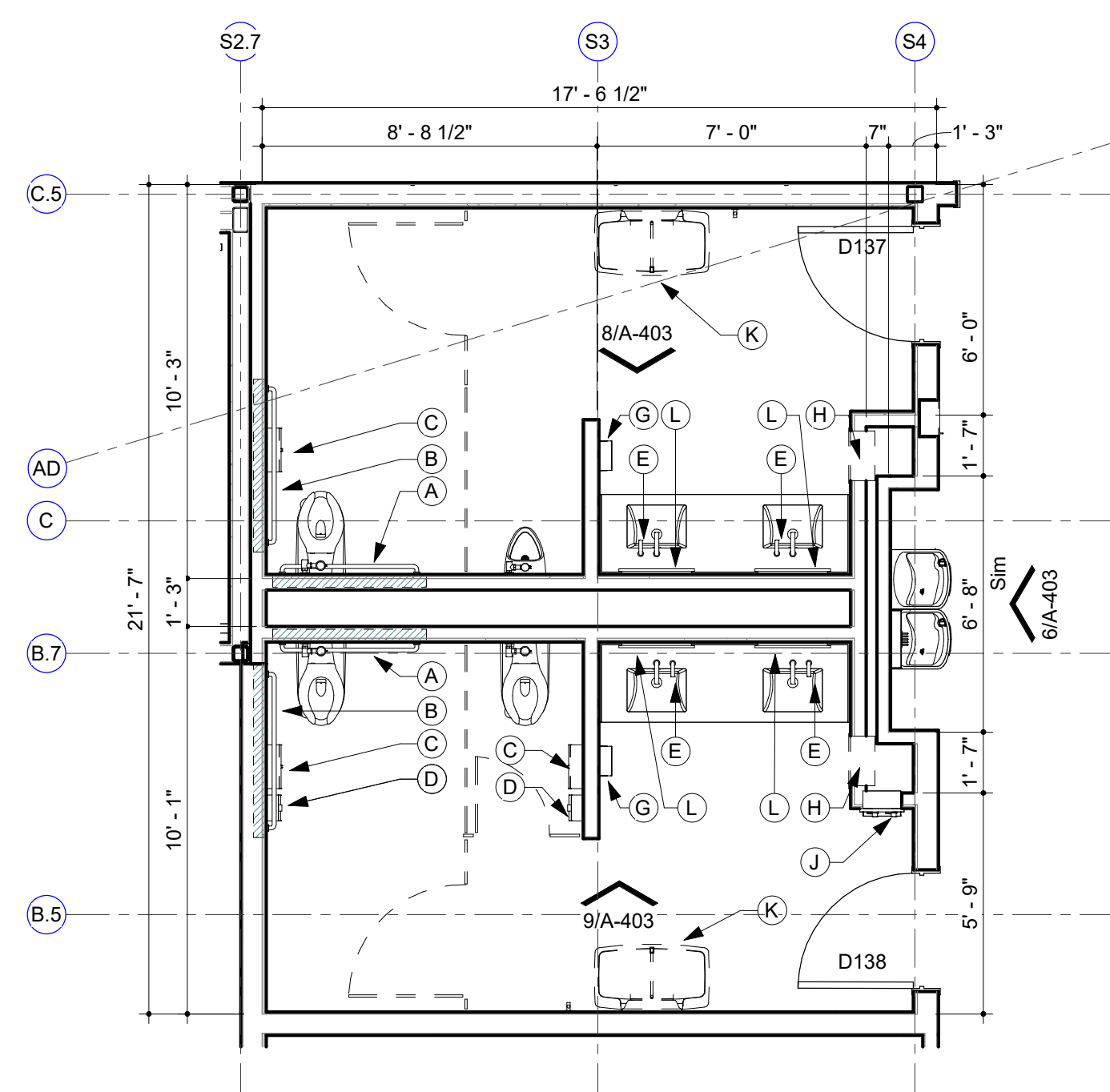
2 WALL SECTION



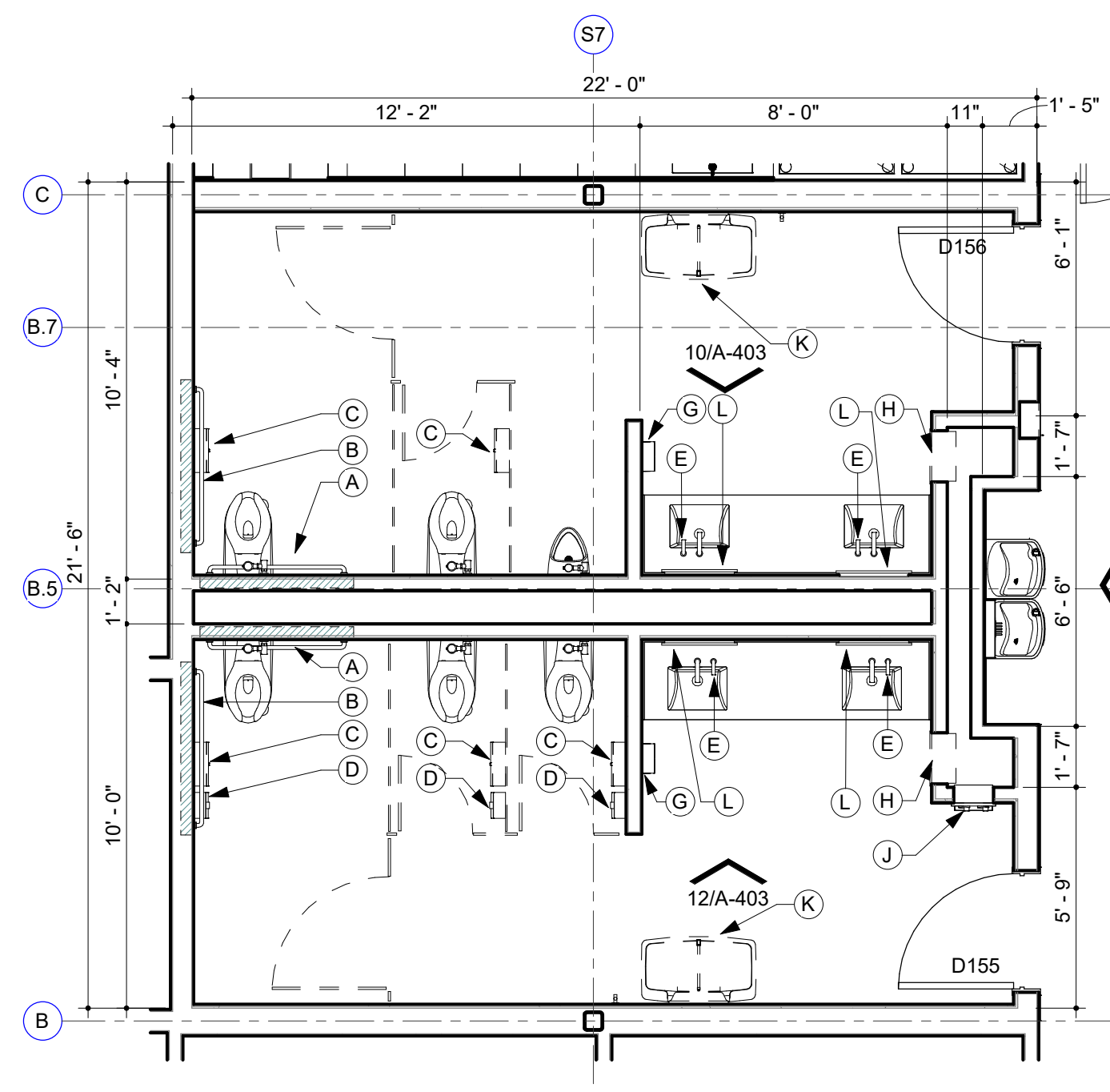
3 WALL SECTION



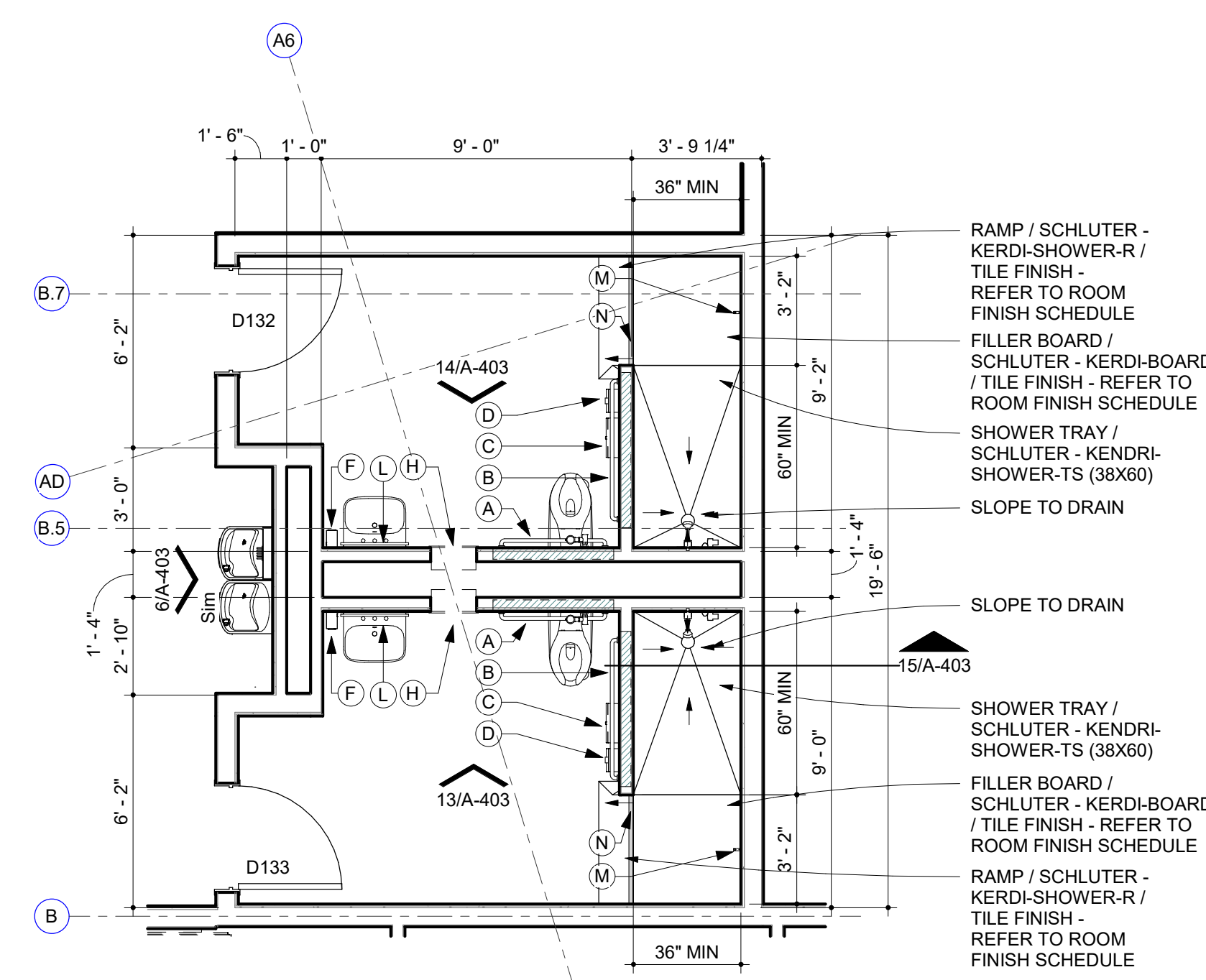
1 ENLARGED PLAN
FIRST FLOOR - NORTH RESTROOMS
1/4" = 1'-0"



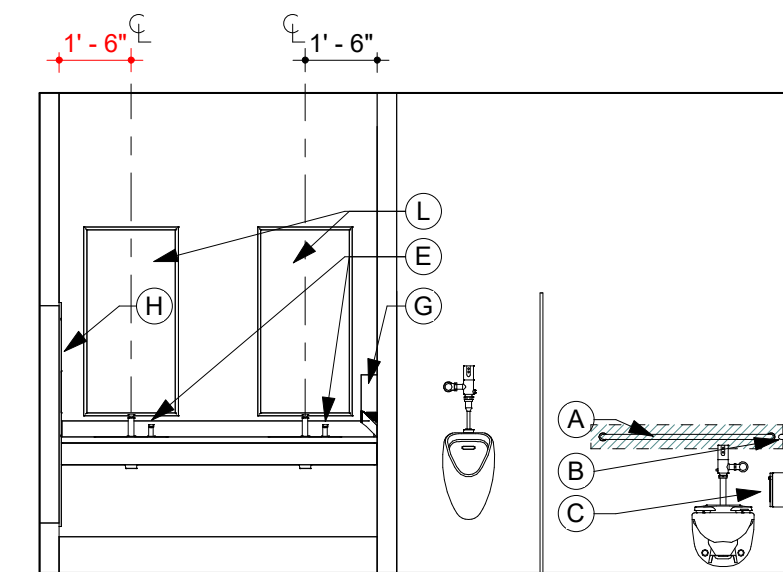
2 ENLARGED PLAN
FIRST FLOOR - SOUTH RESTROOMS
1/4" = 1'-0"



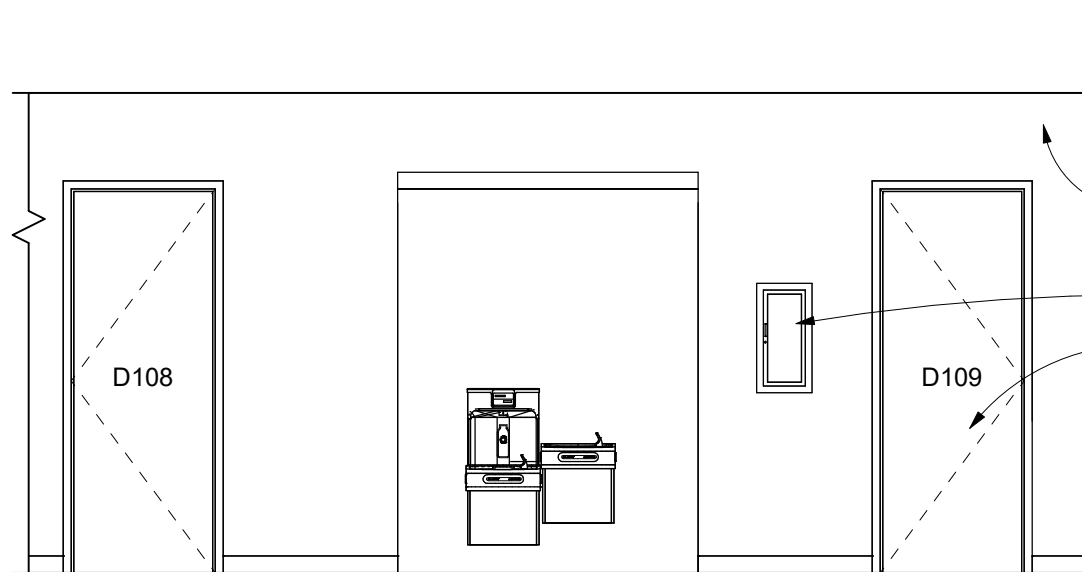
3 ENLARGED PLAN
FIRST FLOOR - EAST RESTROOMS
1/4" = 1'-0"



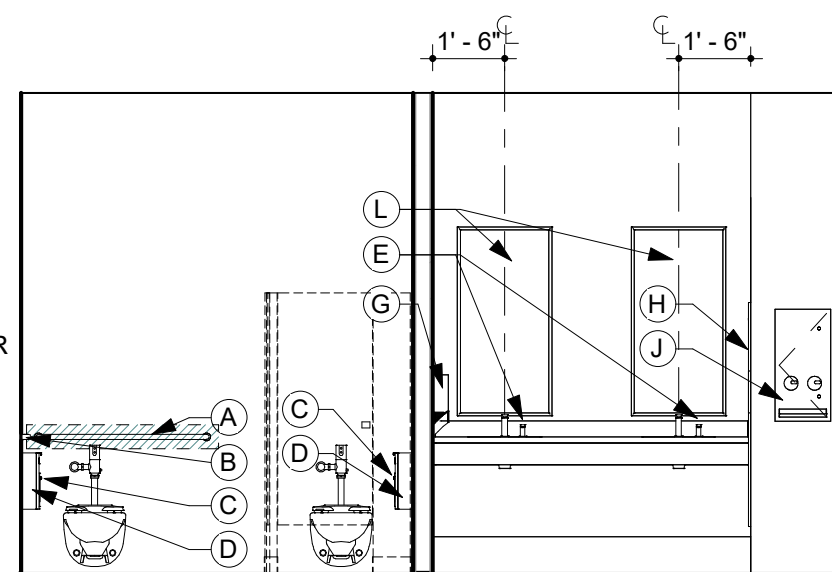
4 ENLARGED PLAN
FIRST FLOOR - WEST RESTROOMS
1/4" = 1'-0"



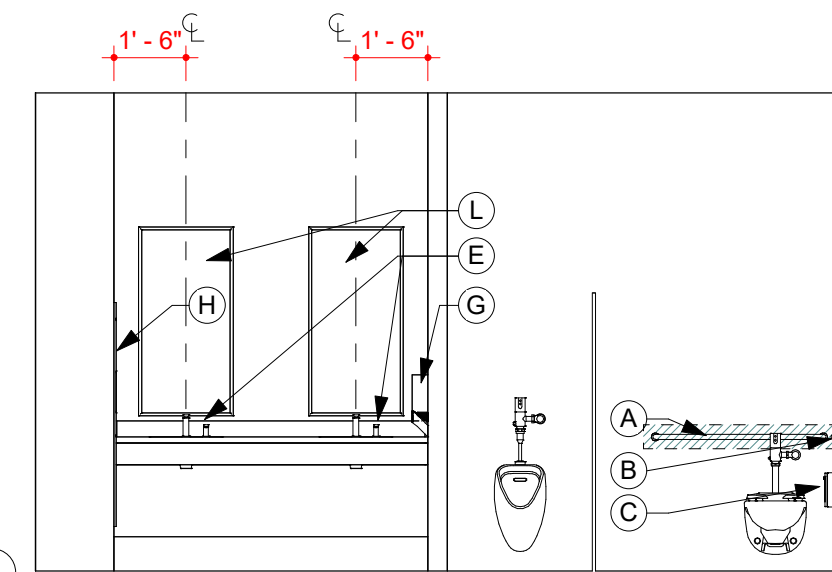
5 INTERIOR ELEVATION
NORTH MENS ENLARGED RESTROOM
1/4" = 1'-0"



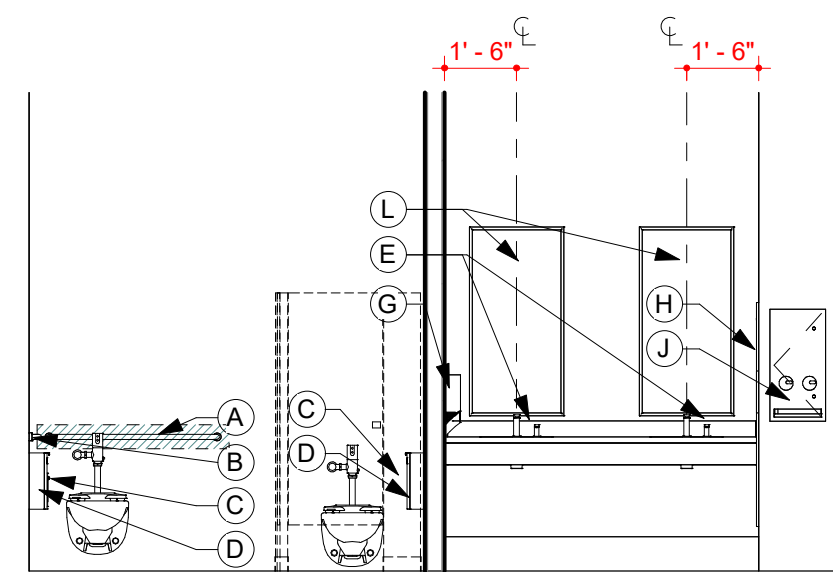
6 INTERIOR ELEVATION
NORTH CORRIDOR
1/4" = 1'-0"



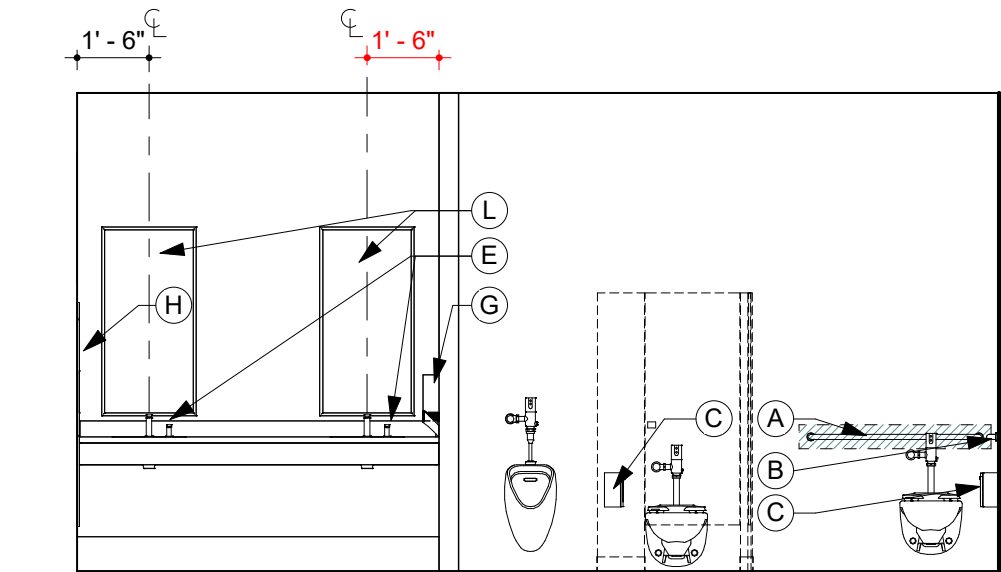
7 INTERIOR ELEVATION
SOUTH WOMENS ENLARGED RESTROOM
1/4" = 1'-0"



8 INTERIOR ELEVATION
SOUTH MENS ENLARGED RESTROOM
1/4" = 1'-0"

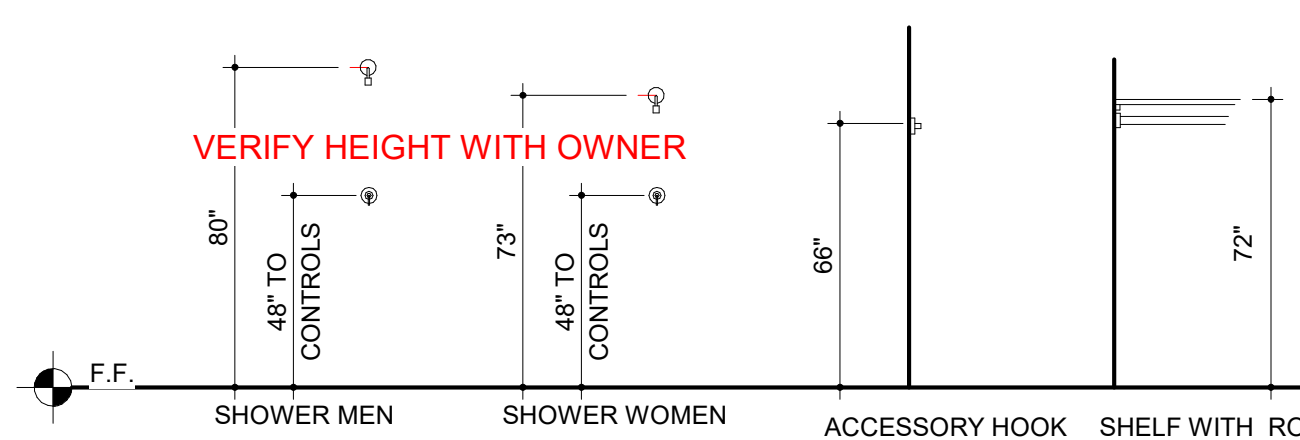
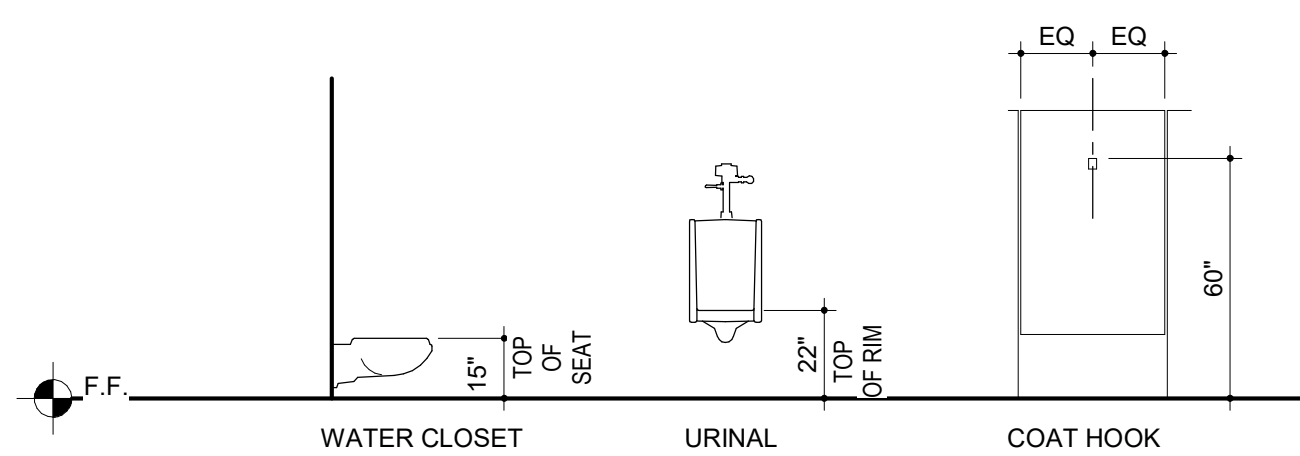


9 INTERIOR ELEVATION
SOUTH WOMENS ENLARGED RESTROOM
1/4" = 1'-0"



10 INTERIOR ELEVATION
EAST MENS ENLARGED RESTROOM
1/4" = 1'-0"

FIXTURE ACCESSORY MOUNTING HEIGHTS- NON ACCESSIBLE



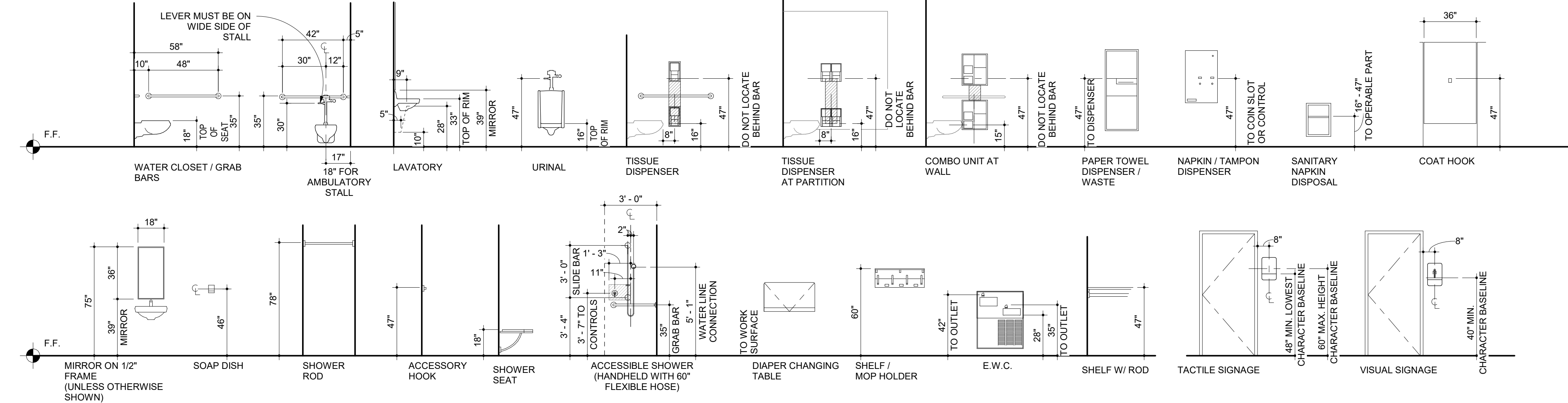
11 INTERIOR ELEVATION
Elevation 10 - EAST CORRIDOR
1/4" = 1'-0"

12 INTERIOR ELEVATION
EAST WOMENS ENLARGED RESTROOM
1/4" = 1'-0"

13 INTERIOR ELEVATION
WEST ENLARGED RESTROOMS
1/4" = 1'-0"

14 INTERIOR ELEVATION
FIRST FLOOR - WEST ENLARGED RESTROOMS
1/4" = 1'-0"

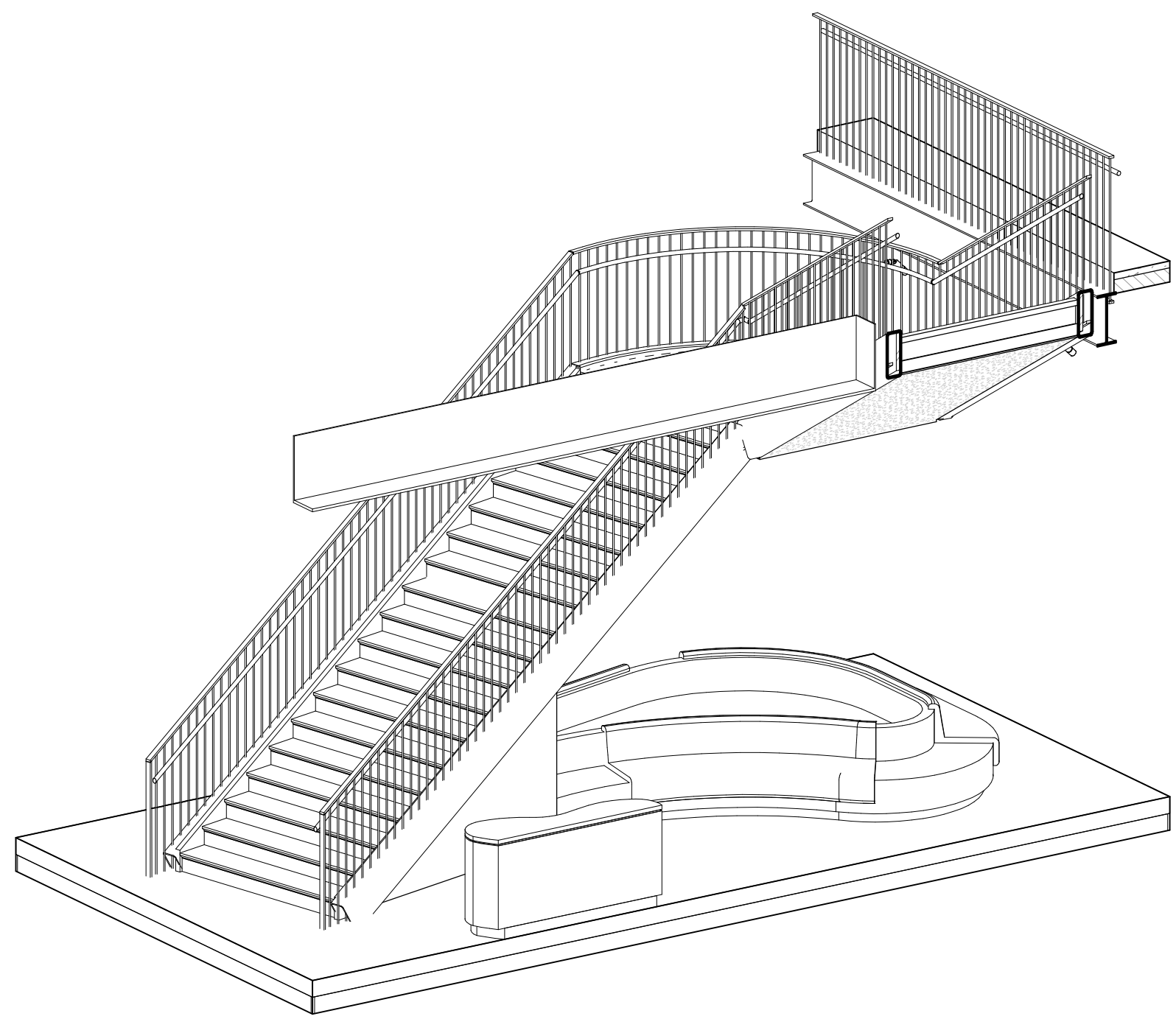


FIXTURE ACCESSORY MOUNTING HEIGHTS-ACCESSIBLE



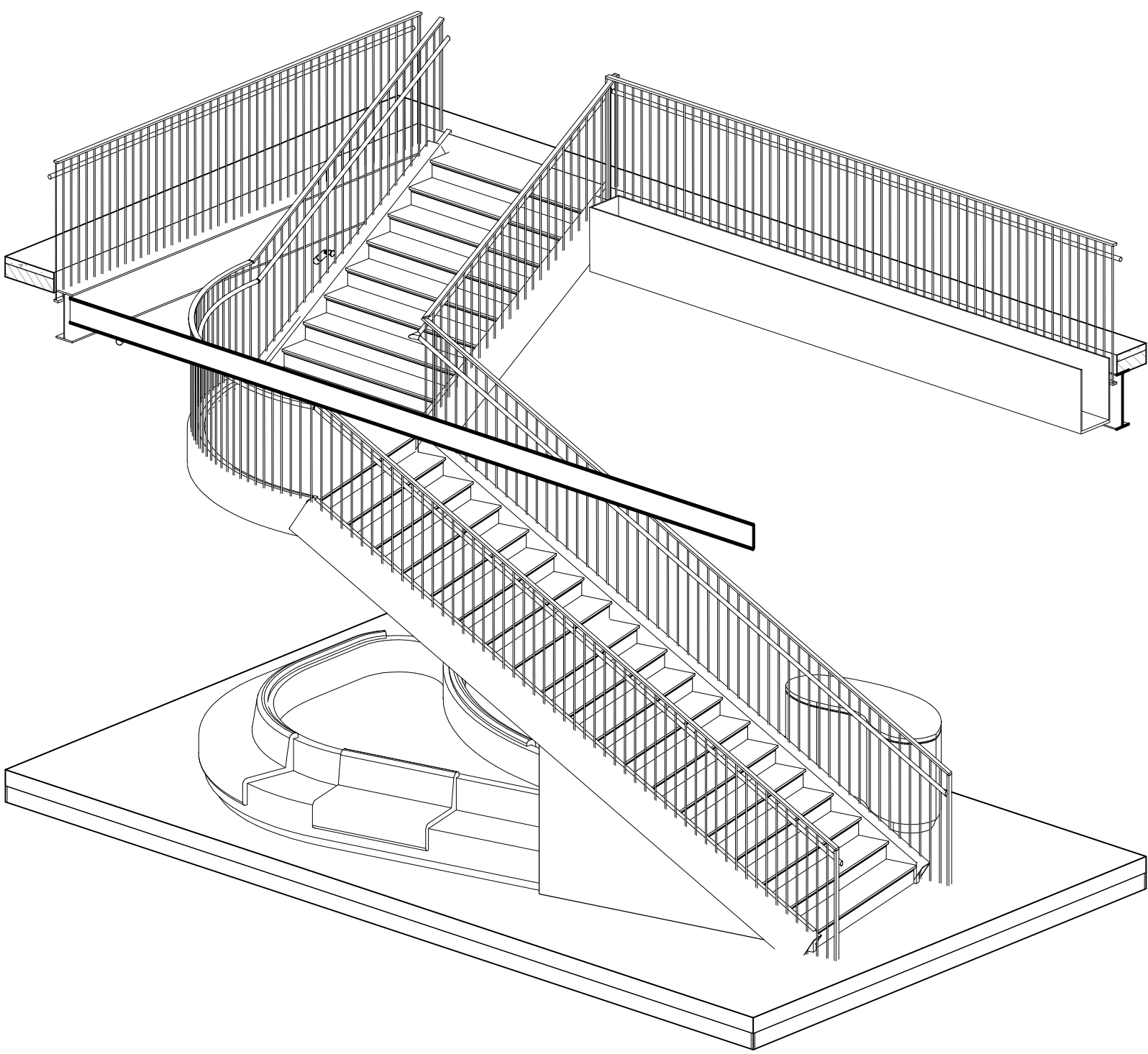
15 SECTION DETAIL
Section 101
1 1/2" = 1'-0"

TOILET ACCESSORIES SCHEDULE			
#	MANUF/MODEL	DESCRIPTION	PROVIDED/INSTALLED COMMENTS
(A)	XXX / XXX	GRAB BAR - 42"	CFCI
(B)	XXX / XXX	GRAB BAR - 48"	CFCI
(C)	B-3588	MULTI-ROLL SURFACE-MOUNTED TOILET TISSUE DISPENSER	CFCI ONE PER RESTROOM
(D)	B-35139	SURFACE-MOUNTED SANITARY NAPKIN DISPOSAL	CFCI
(E)	K-25198	TOUCHLESS FOAMING SOAP DISPENSER - COUNTER MOUNTED, AC POWERED	CFCI
(F)	B-26607	SURFACE-MOUNTED LIQUID SOAP DISPENSER 500 ML	CFCI
(G)	HU02	DYSON AIRBLADE V	CFCI FINISH: SPRAYED NICKEL
(H)	B-39003	RECESSED PAPER TOWEL DISPENSER AND WASTE RECEPTACLE	CFCI
(I)	B-37063	RECESSED SANITARY NAPKIN / TAMPON VENDOR	CFCI
(J)	KB310-S5WM	BABY CHANGING STATION	CFCI FINISH: STAINLESS STEEL
(K)	B-167	REVERSIBLE LED BACKLIT MIRROR	CFCI
(L)	B-9542	COAT HOOK	CFCI FINISH: STAINLESS STEEL, SATIN
(M)	B-6107	SHOWER CURTAIN ROD	CFCI FINISH: STAINLESS STEEL, SATIN
(N)			
(O)			
(P)			
(Q)			
(R)			
(S)			
(T)			
NOTES:			
1. REFER TO TYPICAL MOUNTING HEIGHTS UNLESS NOTED OTHERWISE.		OF CI - OWNER FURNISHED / CONTRACTOR INSTALLED OF CI - OWNER FURNISHED / OWNER INSTALLED CF CI - CONTRACTOR FURNISHED / CONTRACTOR INSTALLED	

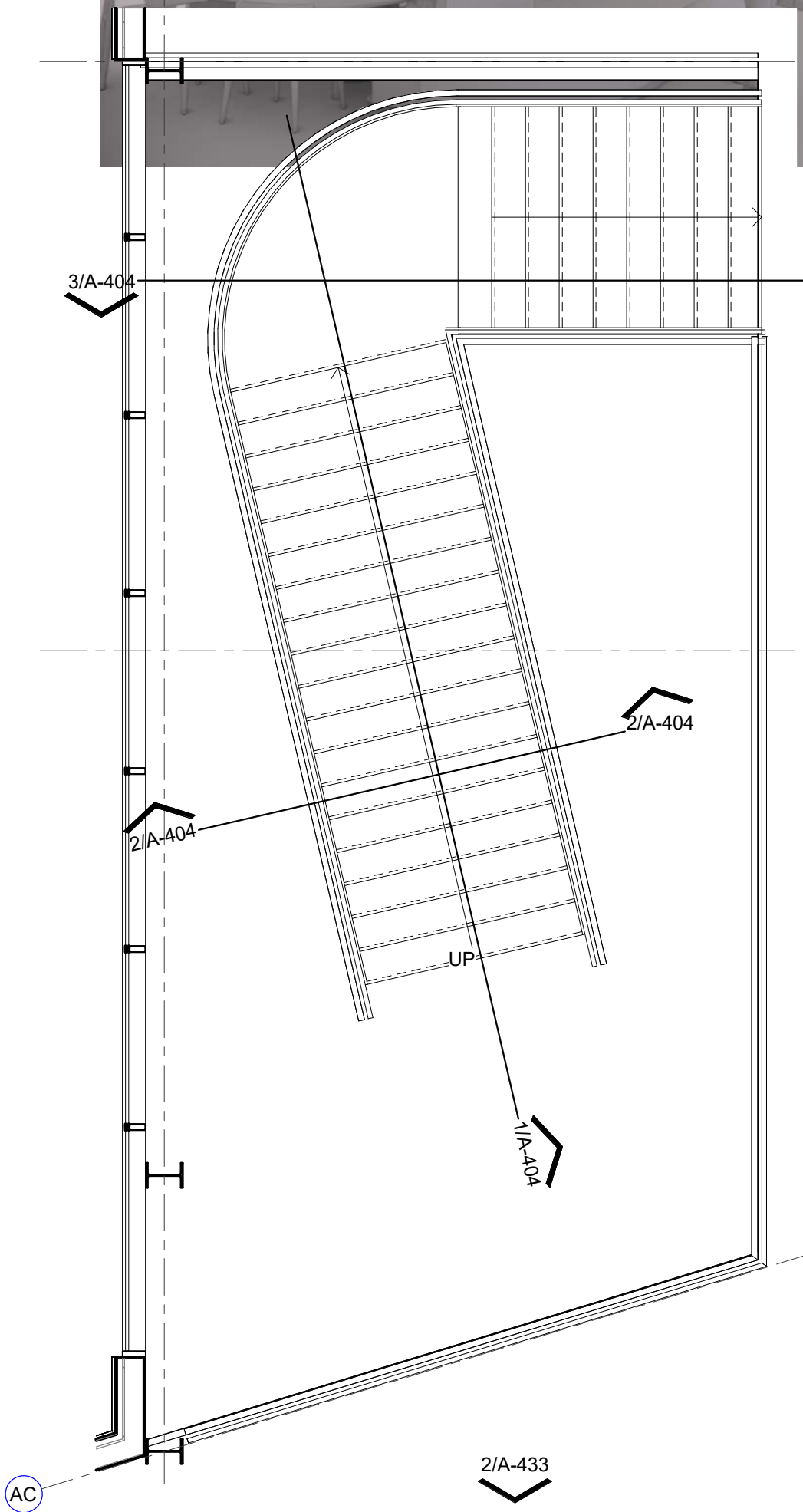
**REFER TO A-112 INTERIOR SPEC NARRATIVE
FOR MORE INFORMATION**



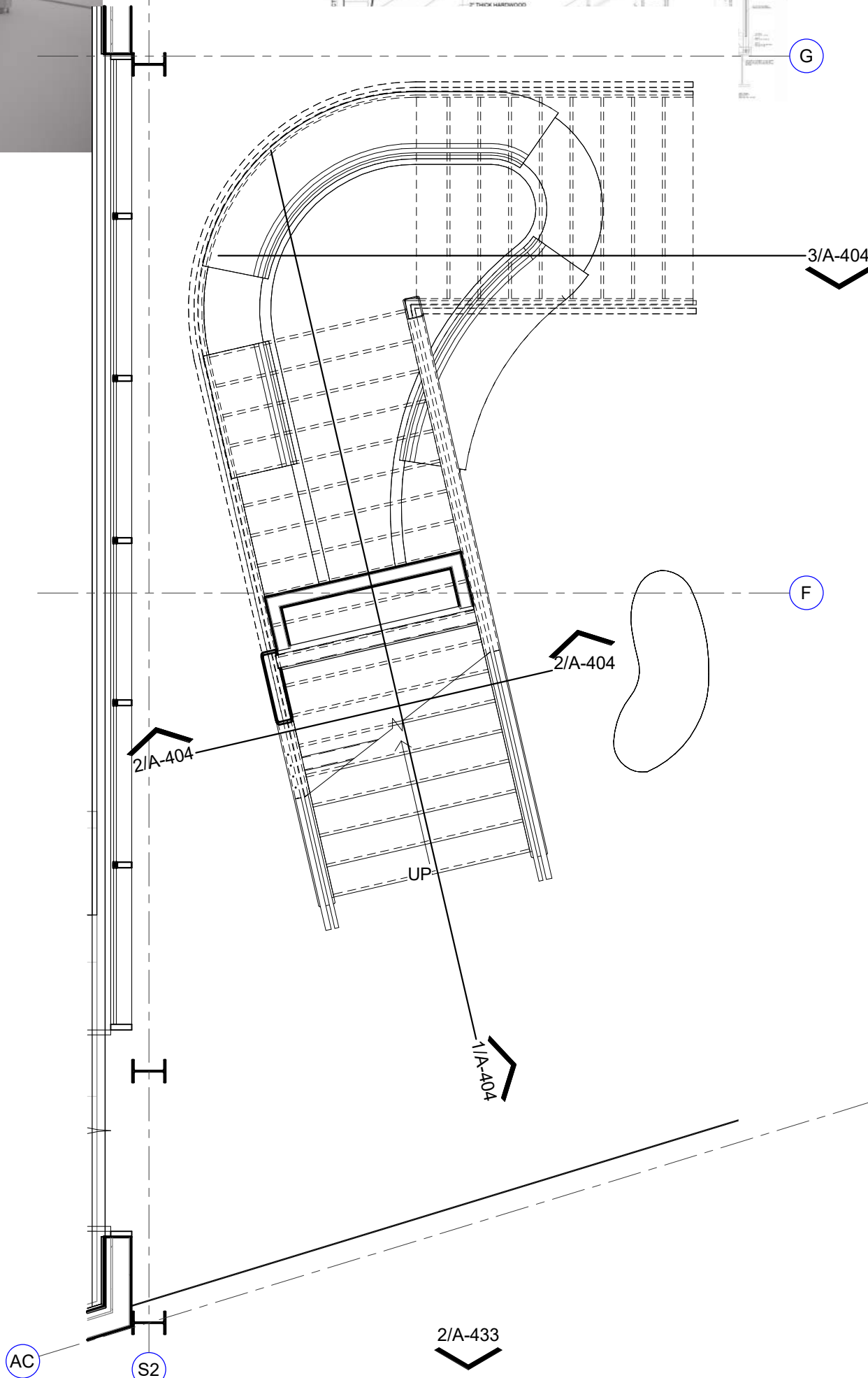
7 AXON
STAIR 2



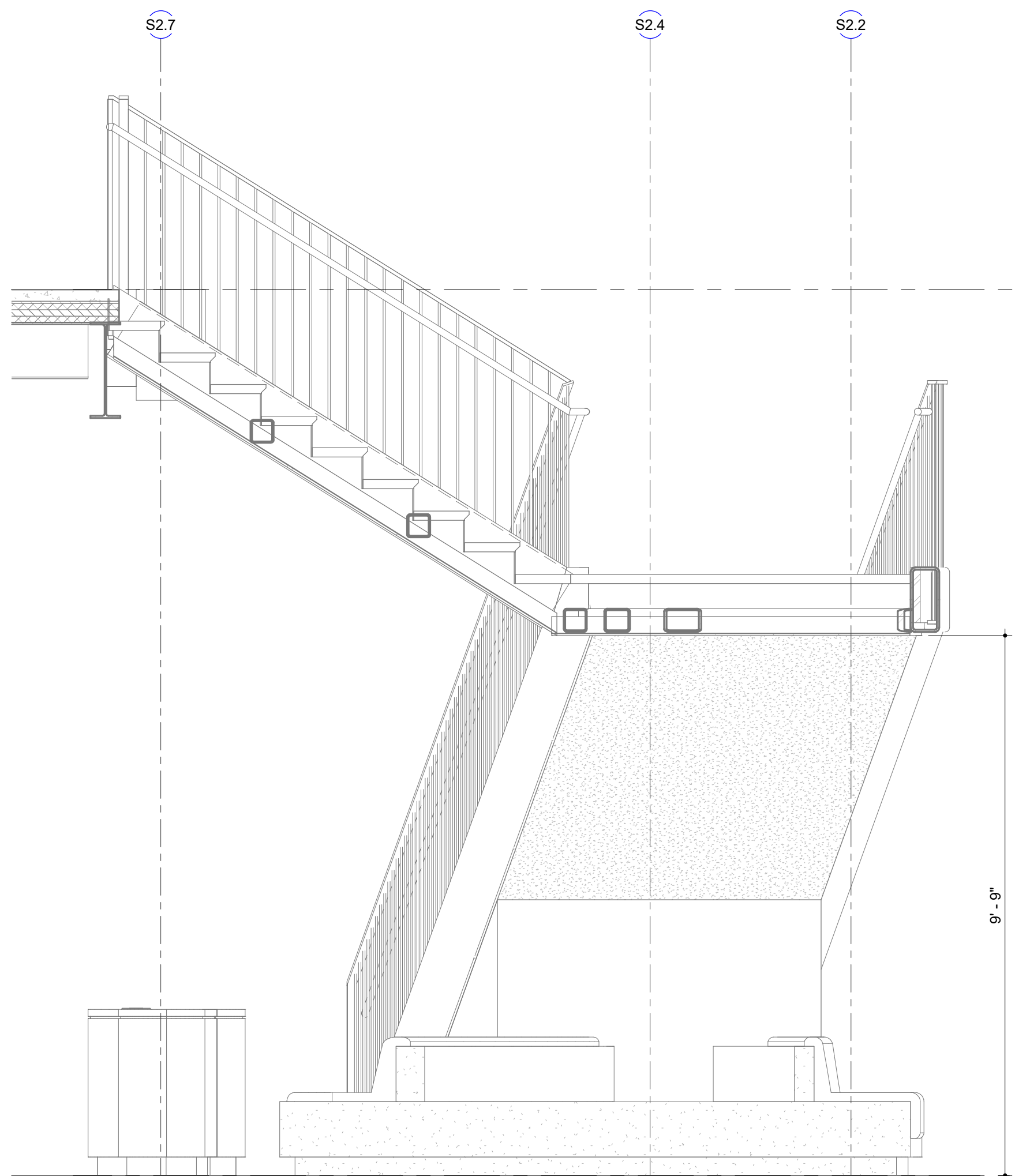
6 AXON
STAIR AXON 1



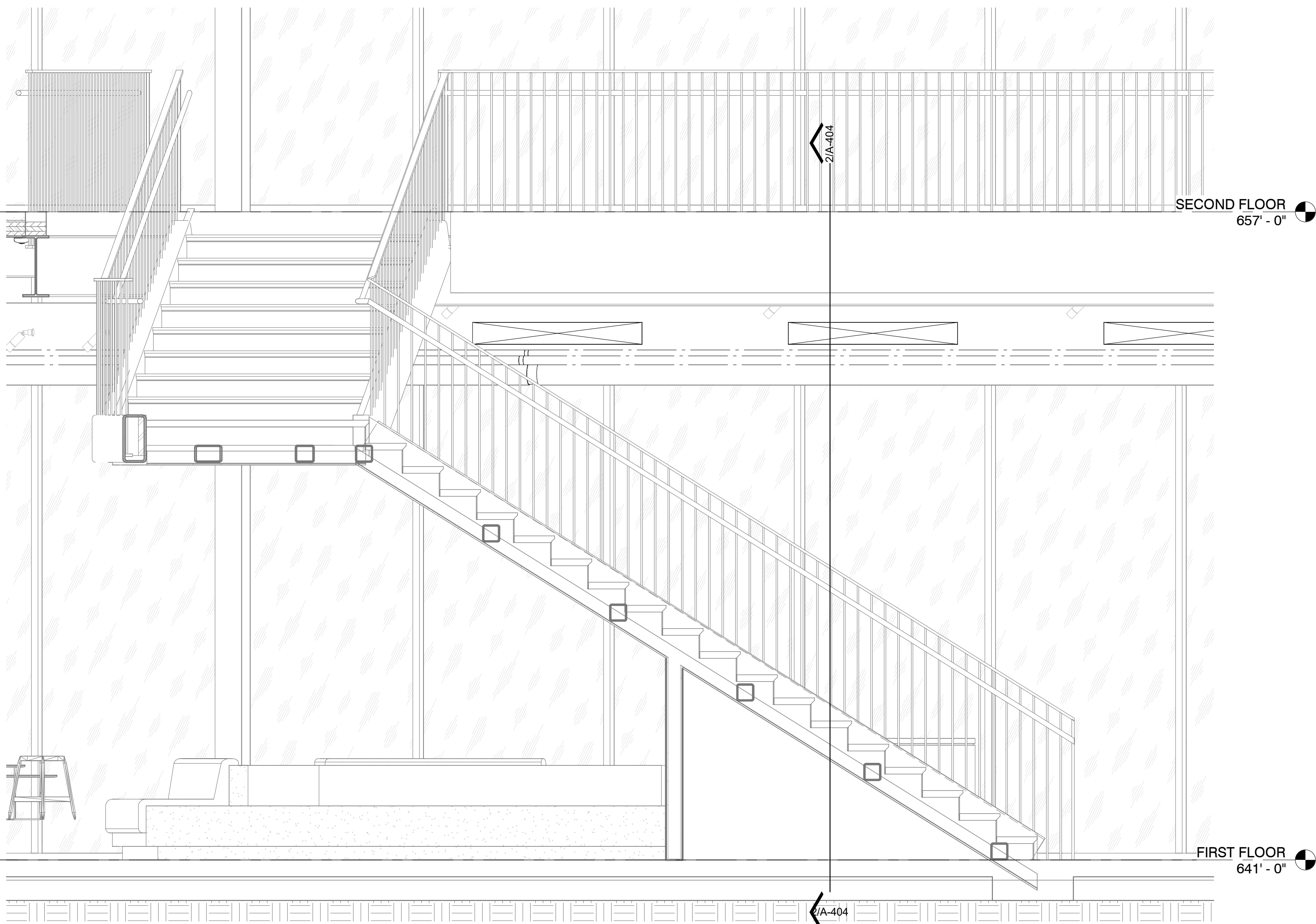
4 ENLARGED PLAN
SECOND FLOOR - LOBBY STAIRS
1/4" = 1'-0"



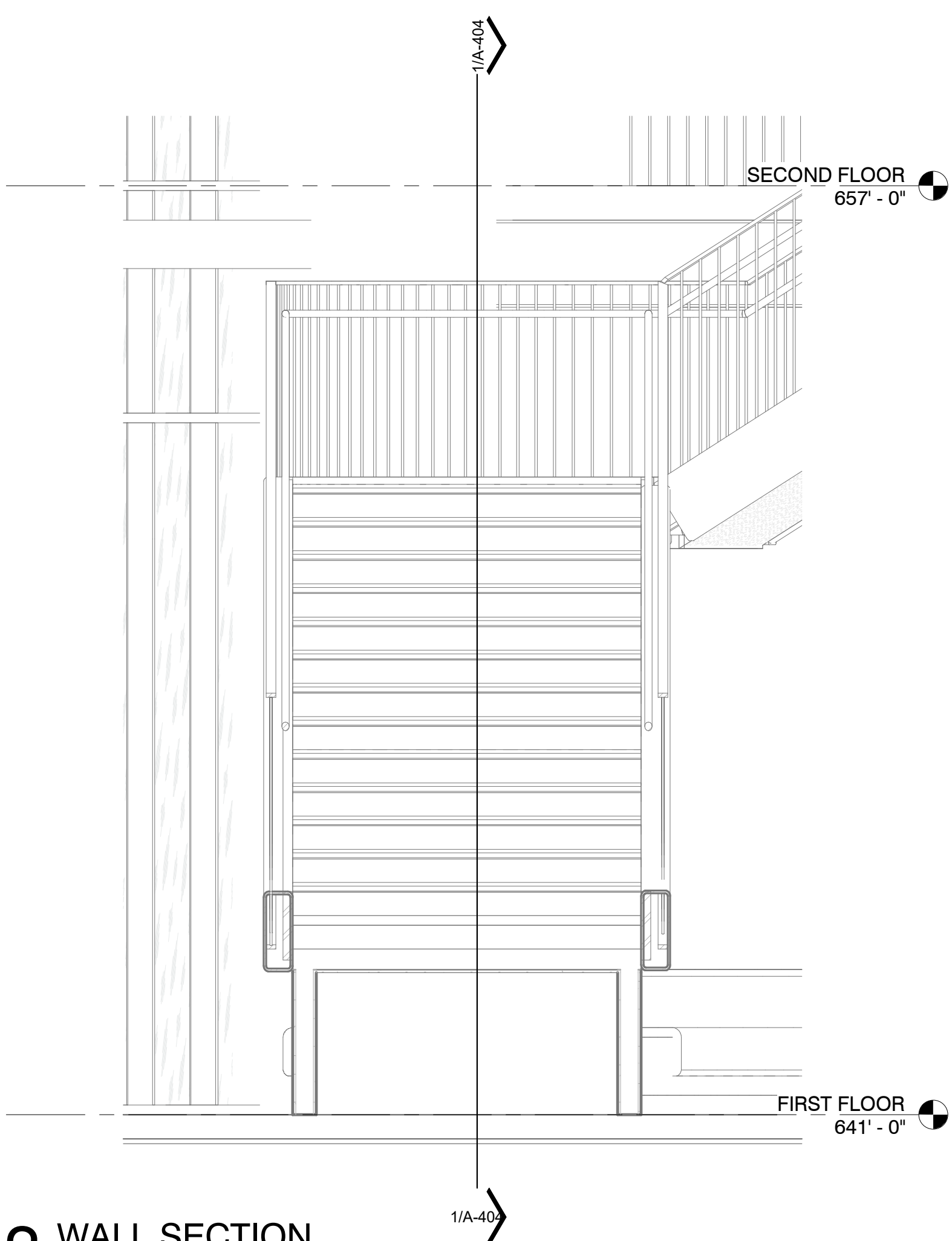
5 ENLARGED PLAN
FIRST FLOOR - LOBBY STAIRS
1/4" = 1'-0"



3 WALL SECTION
LOBBY STAIRS W-E
1/2" = 1'-0"



1 WALL SECTION
LOBBY STAIRS N-S1
1/2" = 1'-0"



2 WALL SECTION
LOBBY STAIRS W-E2
1/2" = 1'-0"

San Antonio River Authority

SARA Sheridan Campus

201 W Sheridan St
San Antonio, TX
78204

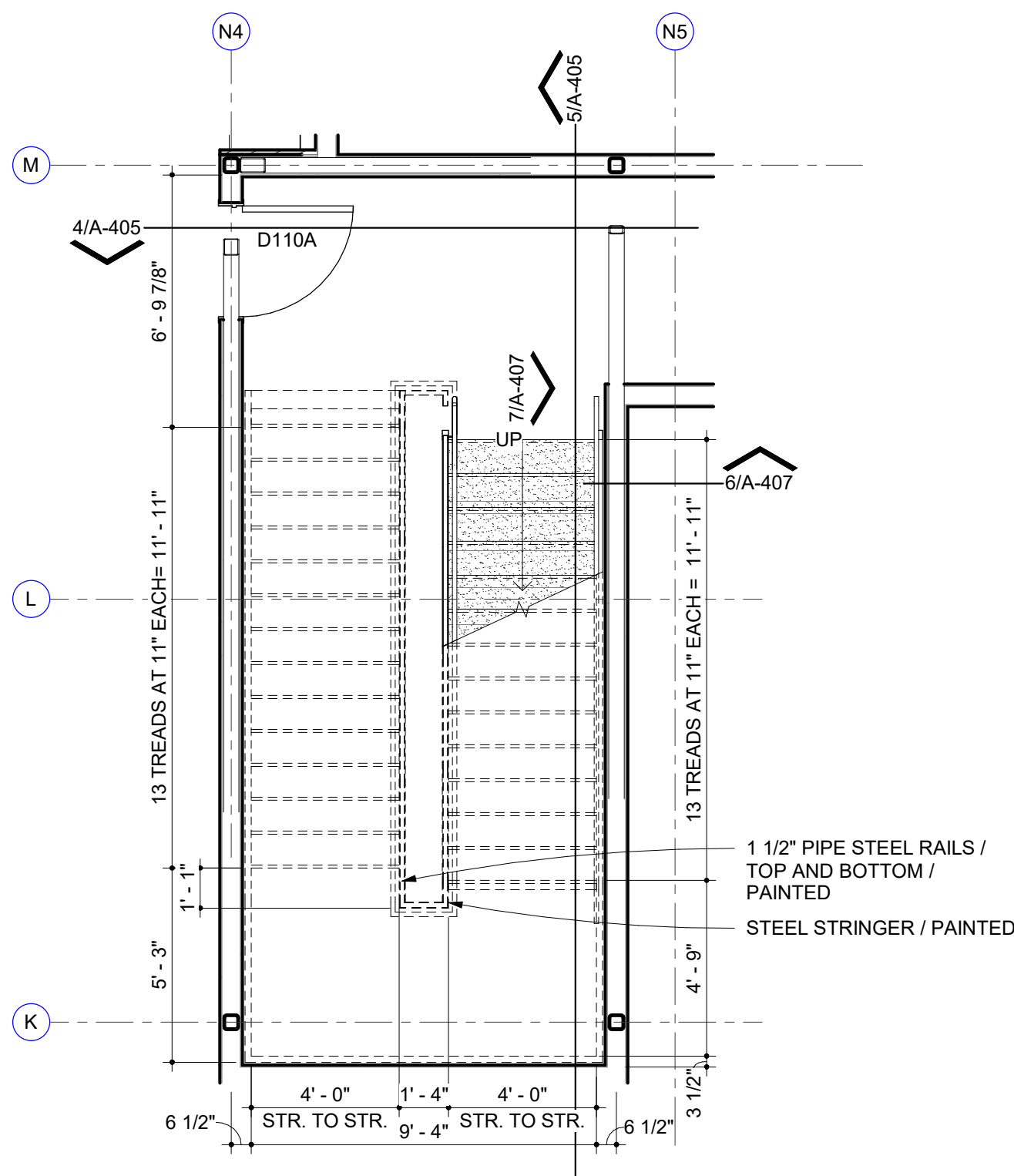
revision date



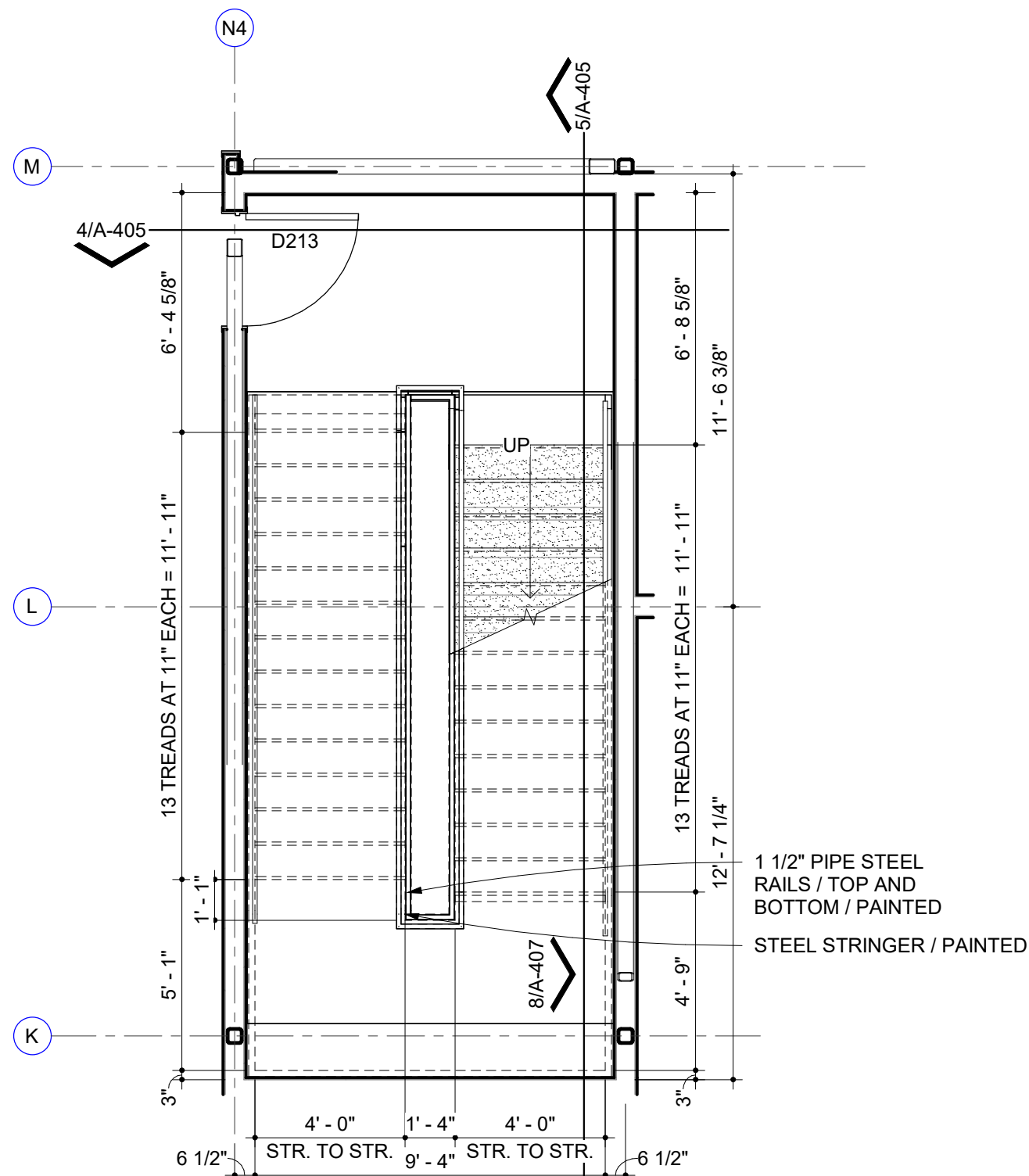
2002 N. Saint Mary's St.
San Antonio Texas 78212
Office: 210.733.3535
web: www.rvkarchitecture.com

30%
CONSTRUCTION
DOCUMENTS

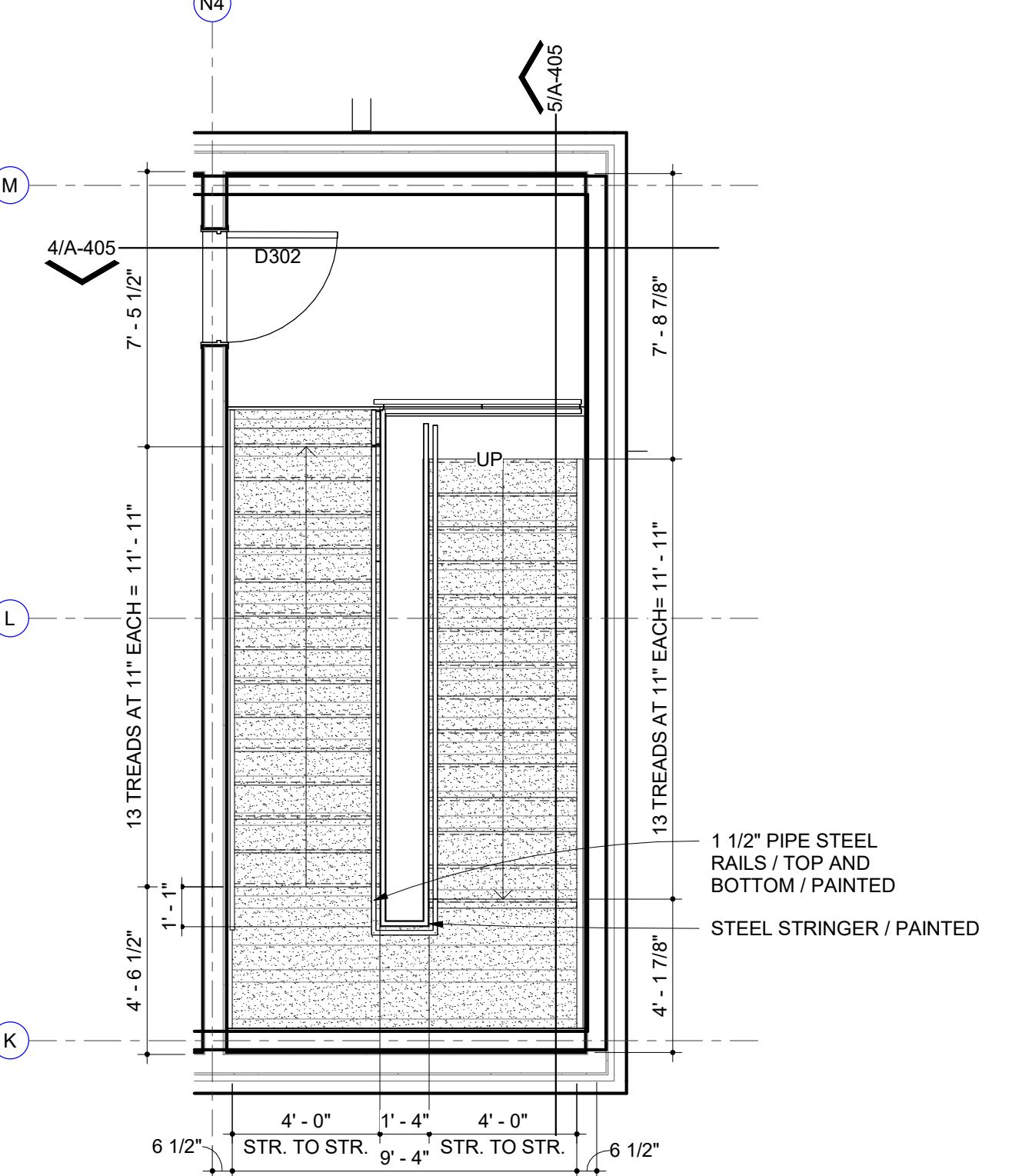
A-404
ENLARGED STAIR
PLANS



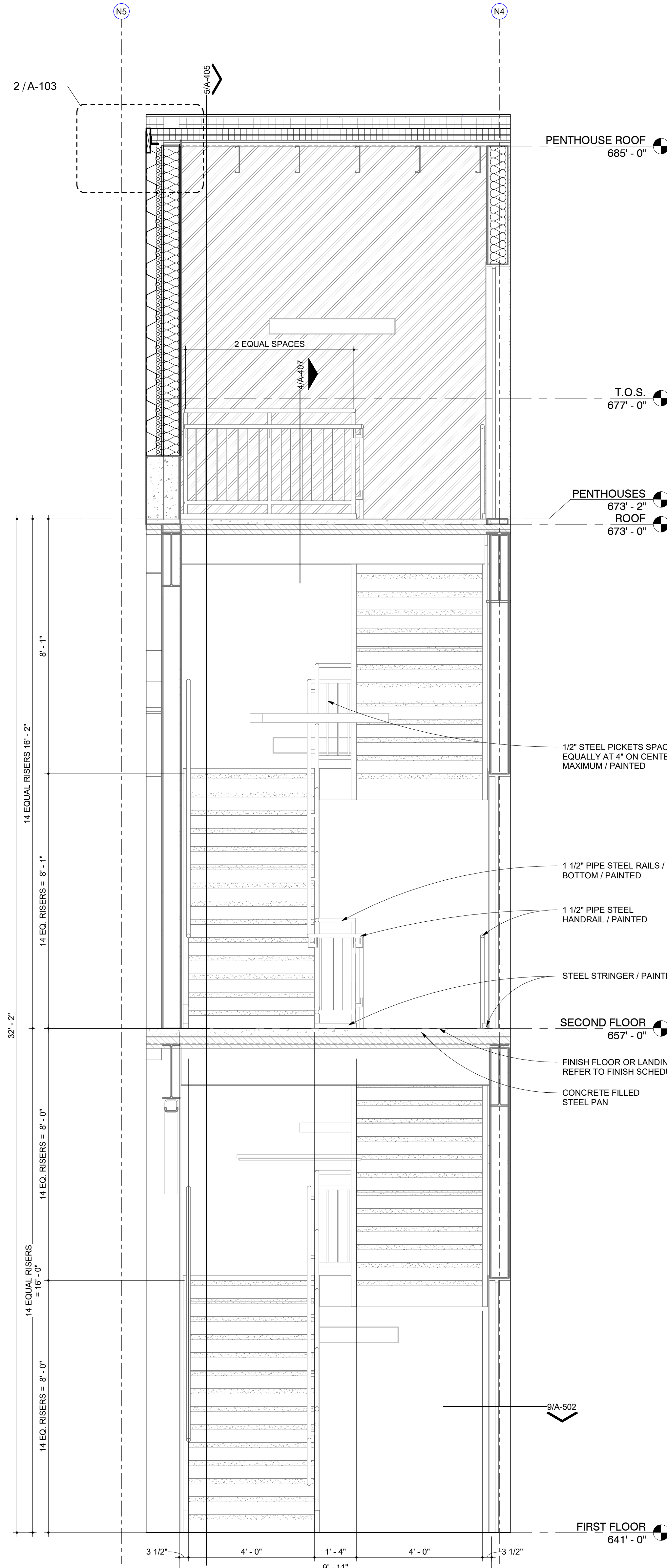
1 ENLARGED PLAN
FIRST FLOOR - NORTH STAIRS
1/4" = 1'-0"



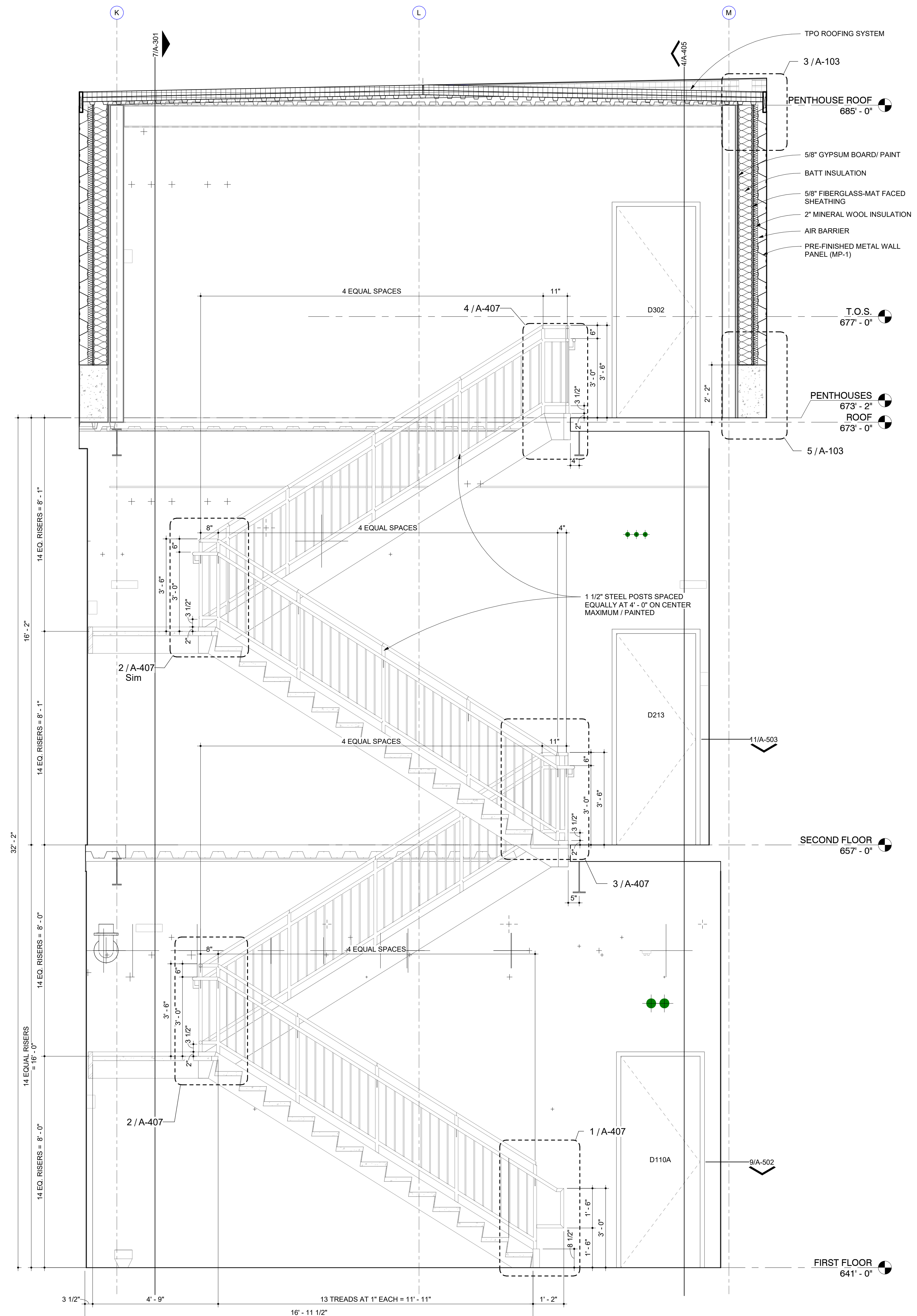
2 ENLARGED PLAN
SECOND FLOOR - NORTH STAIRS
1/4" = 1'-0"



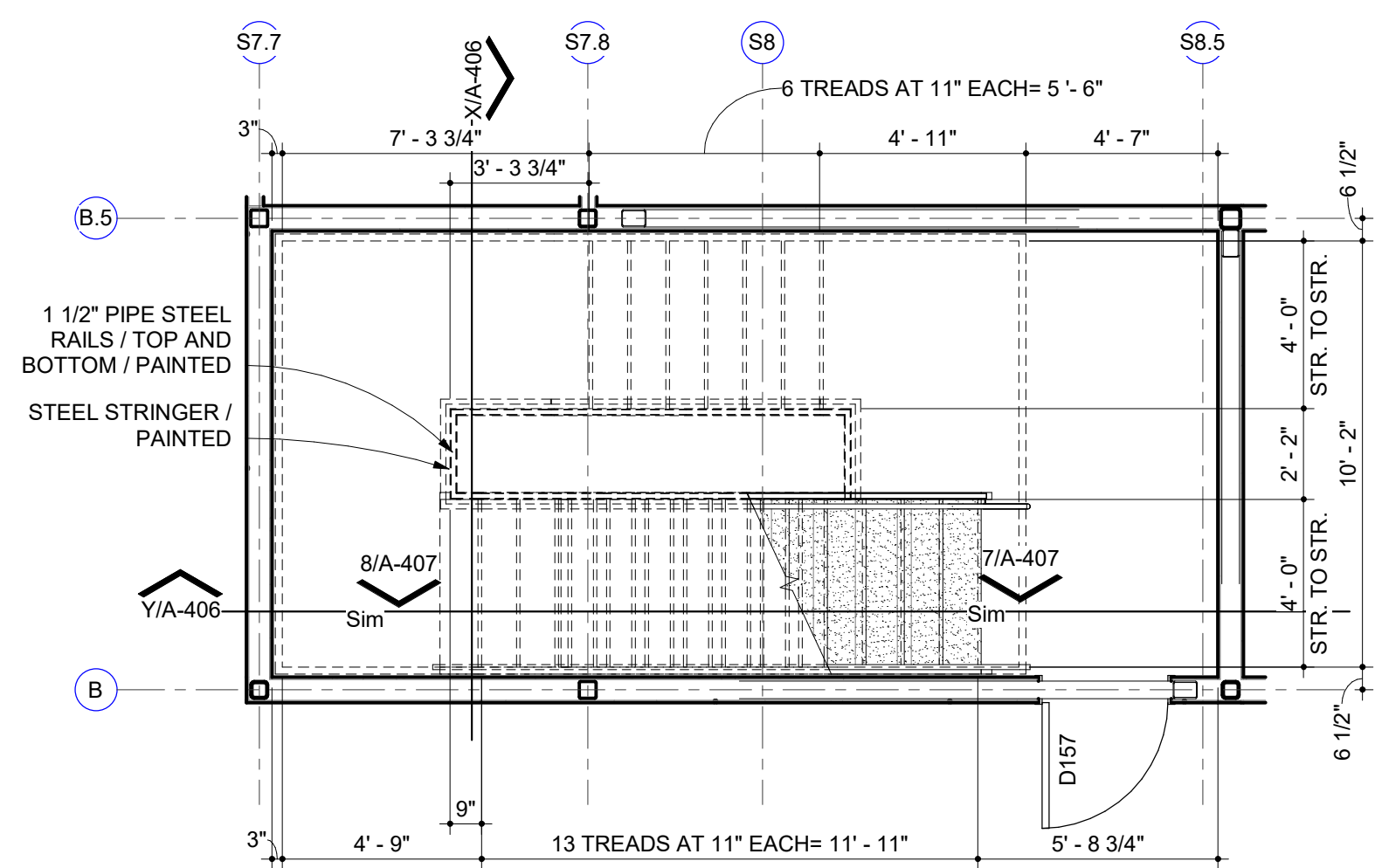
3 ENLARGED PLAN
ROOF PLAN - NORTH STAIRS
1/4" = 1'-0"



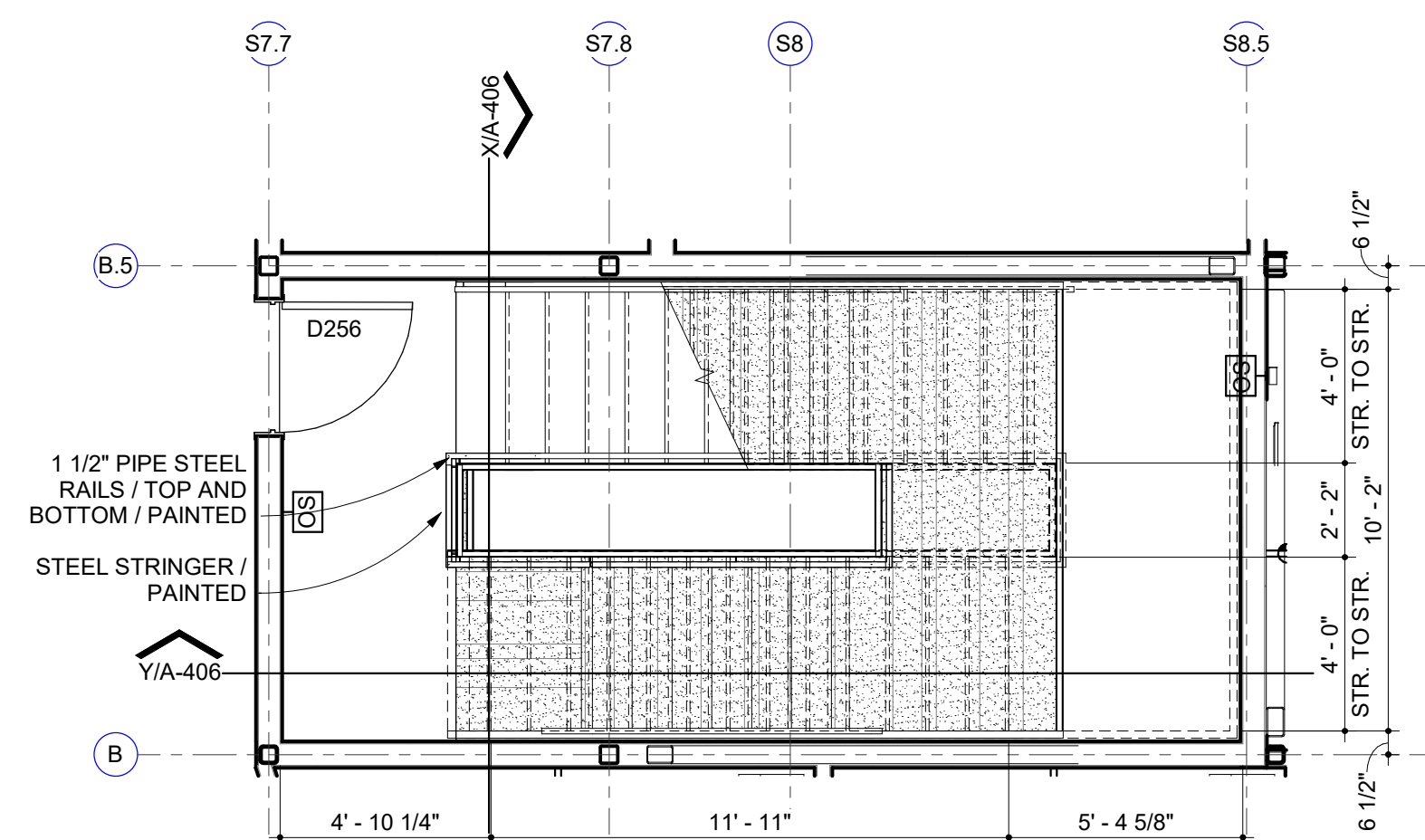
4 WALL SECTION
NORTH STAIRS N-W
1/2" = 1'-0"



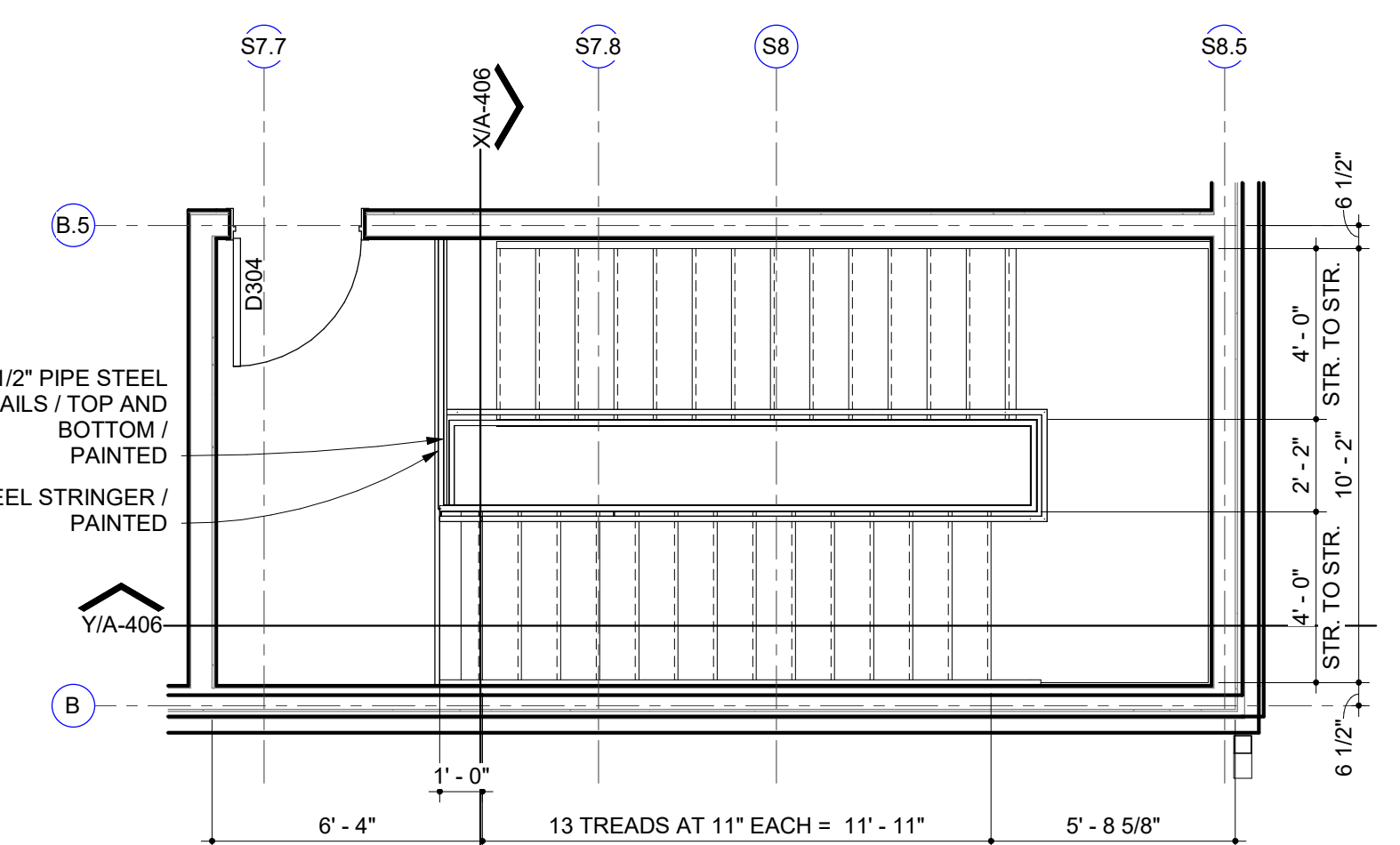
5 WALL SECTION
NORTH STAIRS N-S
1/2" = 1'-0"



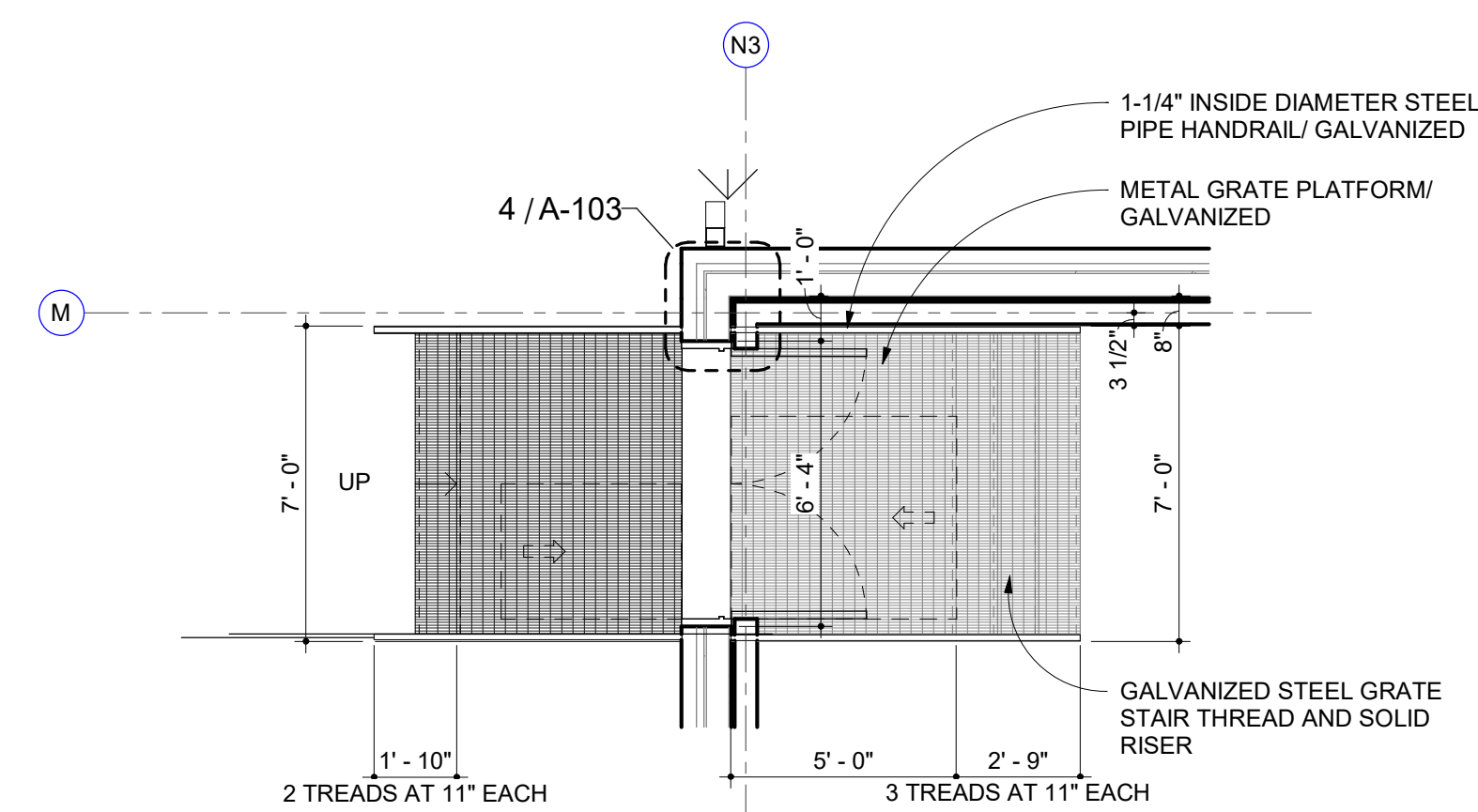
1 ENLARGED PLAN
FIRST FLOOR - SOUTH STAIRS
1/4" = 1'-0"



4 ENLARGED PLAN
ROOF PLAN - SOUTH STAIRS
1/4" = 1'-0"

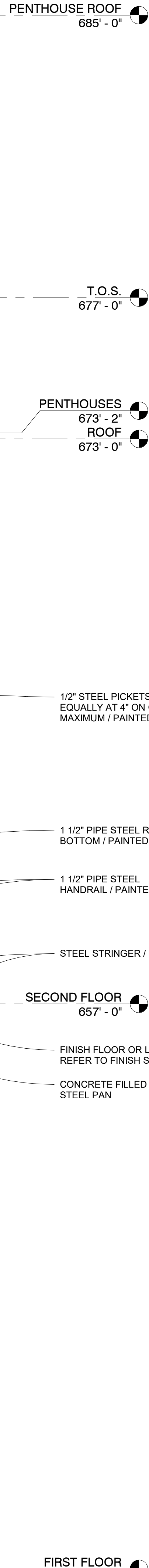
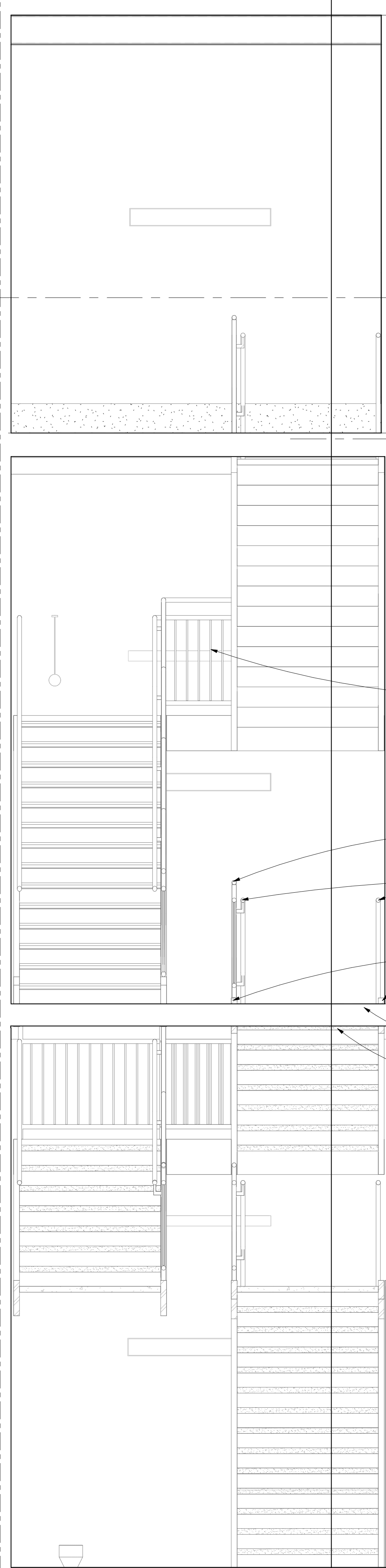


2 ENLARGED PLAN
SECOND FLOOR - SOUTH STAIRS
1/4" = 1'-0"

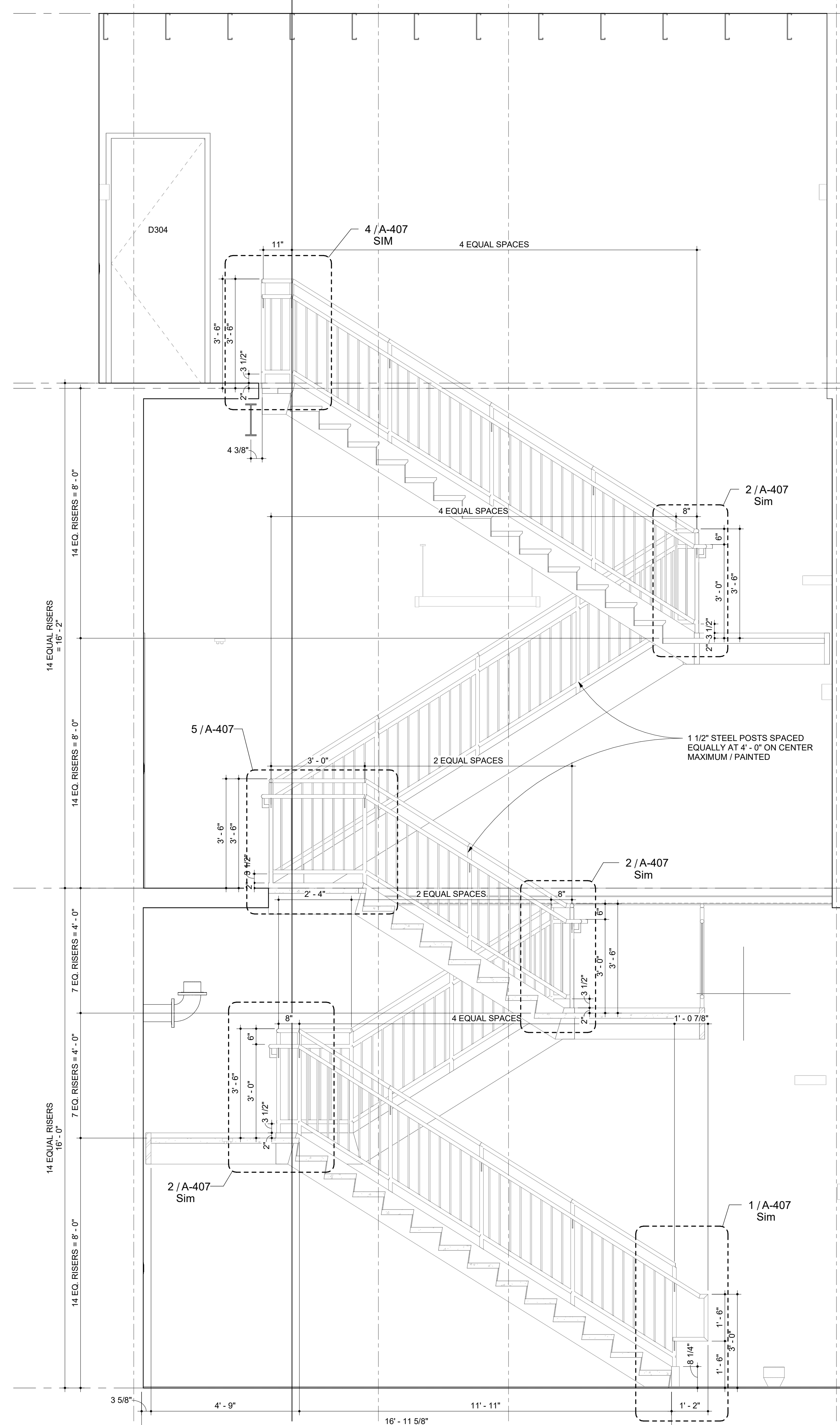


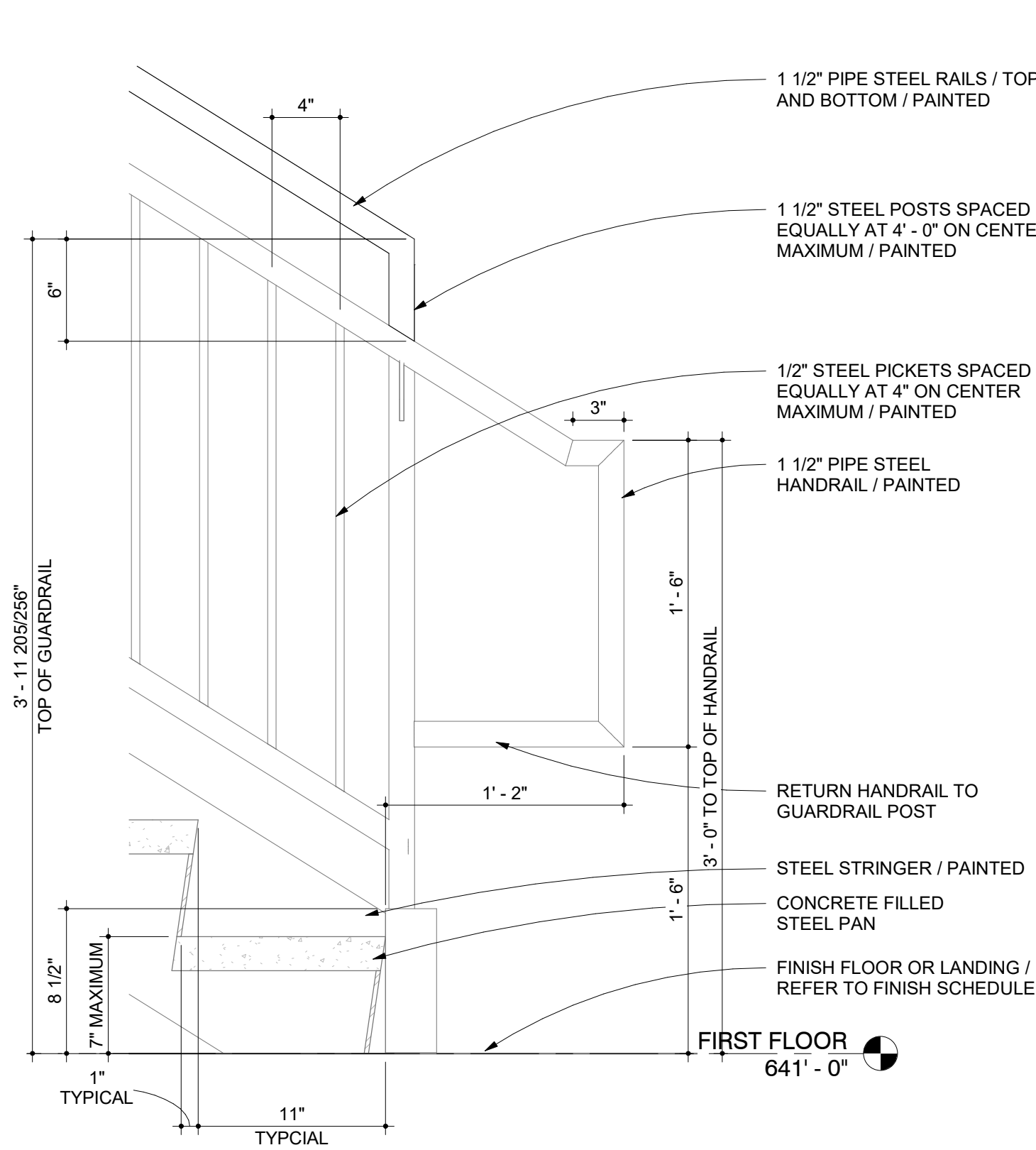
3 ENLARGED PLAN
PENTHOUSES - STAIR TO ROOF
1/4" = 1'-0"

X WALL SECTION
SOUTH STAIRS N-S
1/2" = 1'-0"

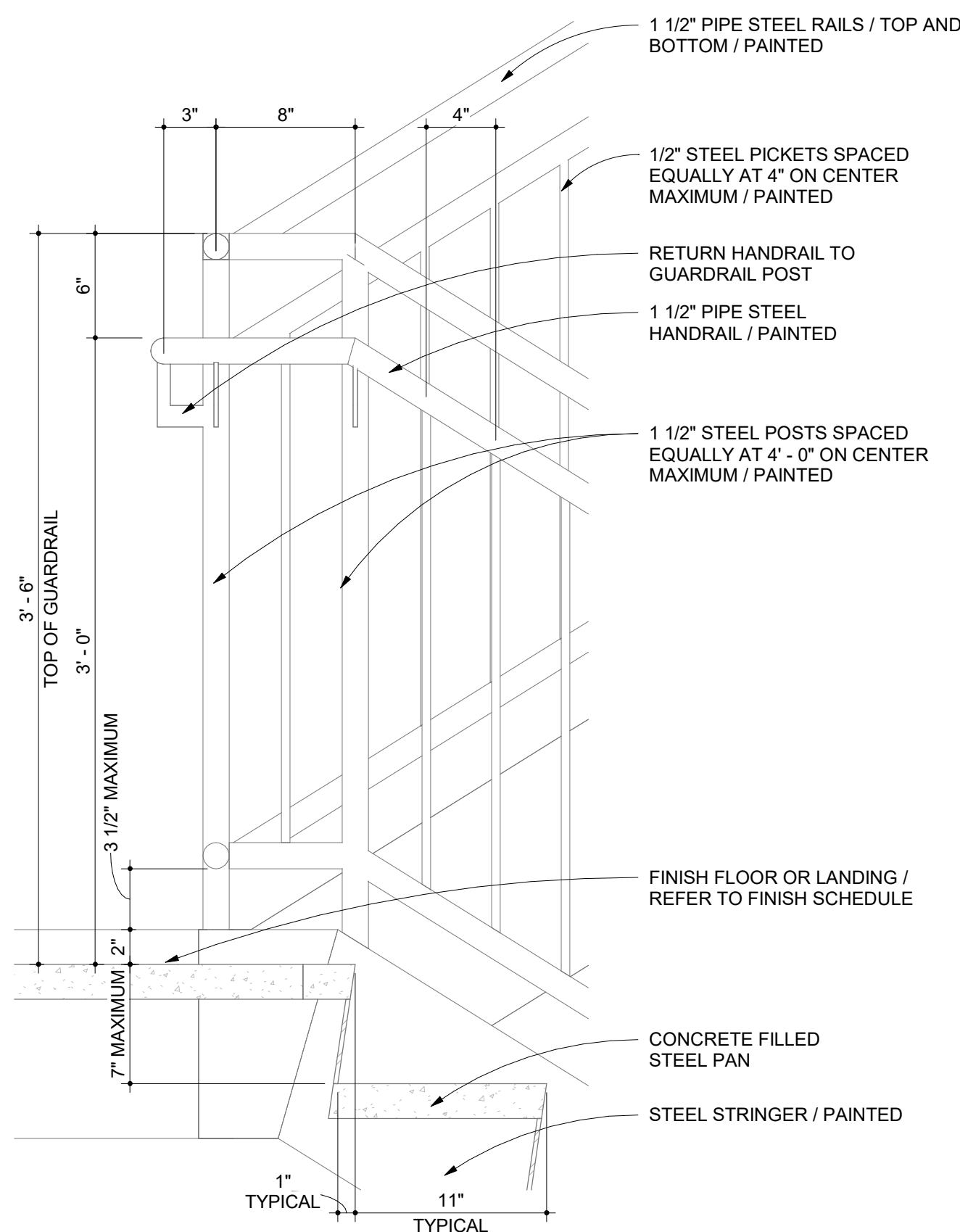


Y WALL SECTION
SOUTH STAIRS W-E
1/2" = 1'-0"

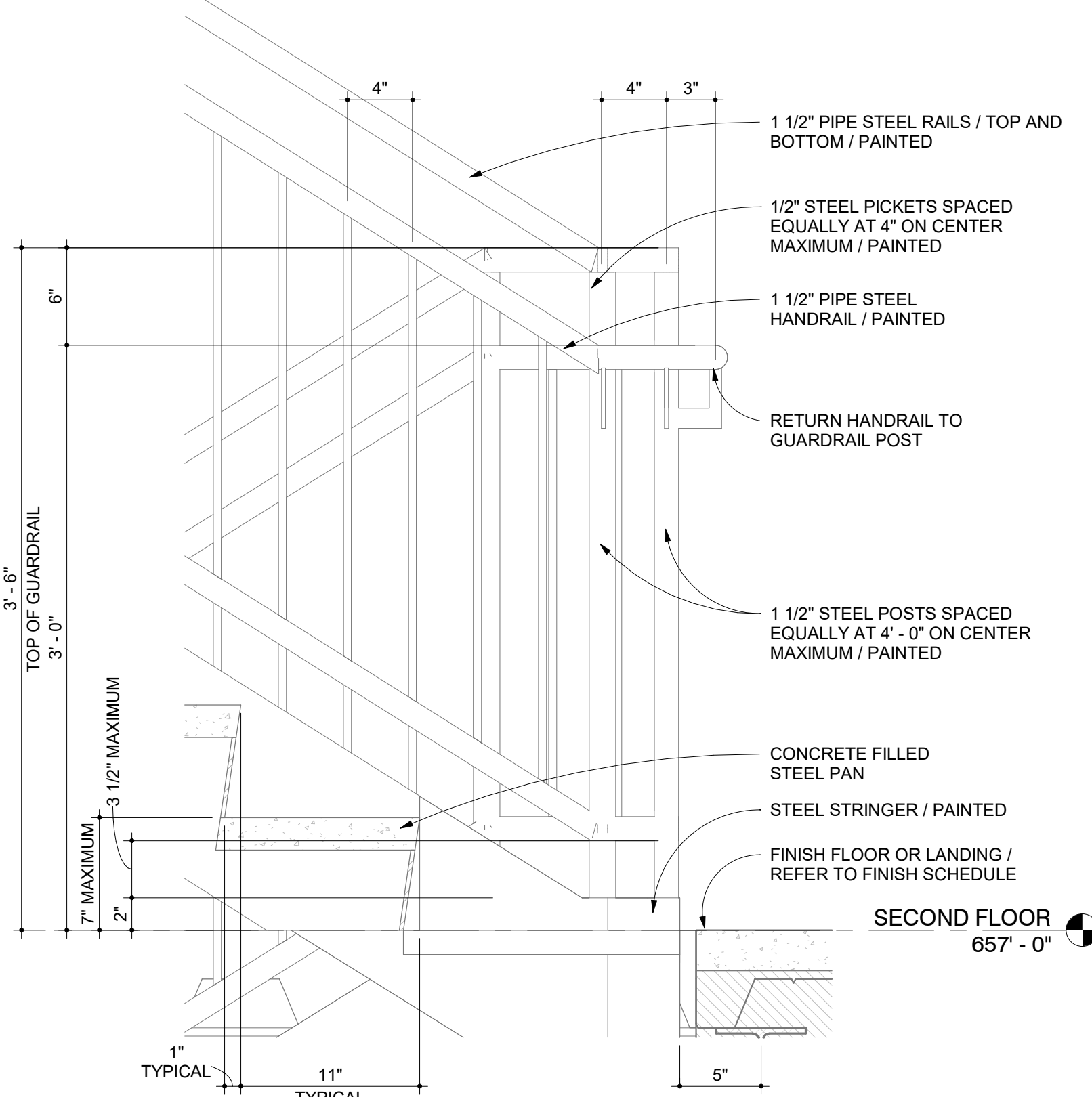




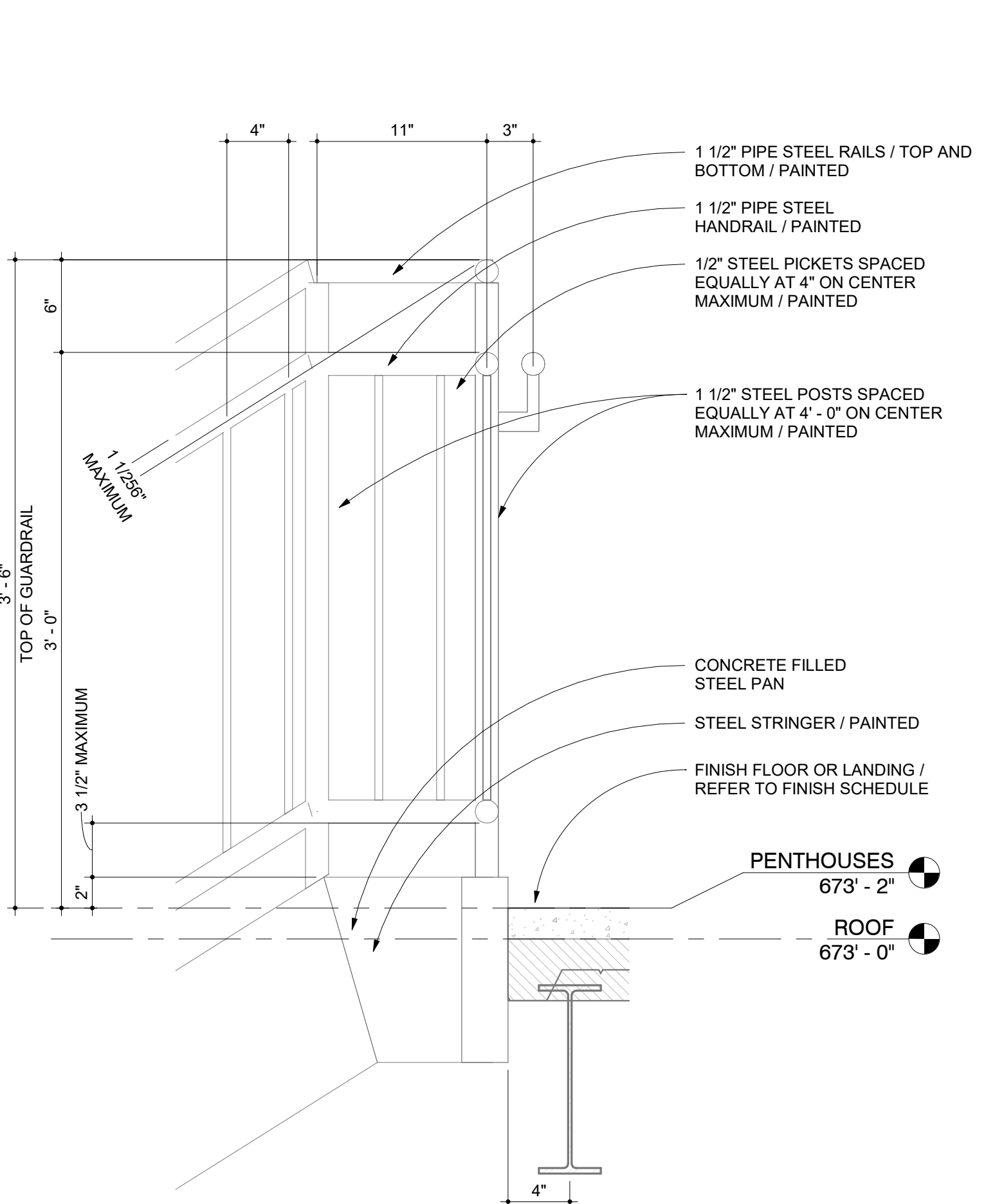
1 SECTION DETAIL
BOTTOM OF STAIR
1 1/2" = 1'-0"



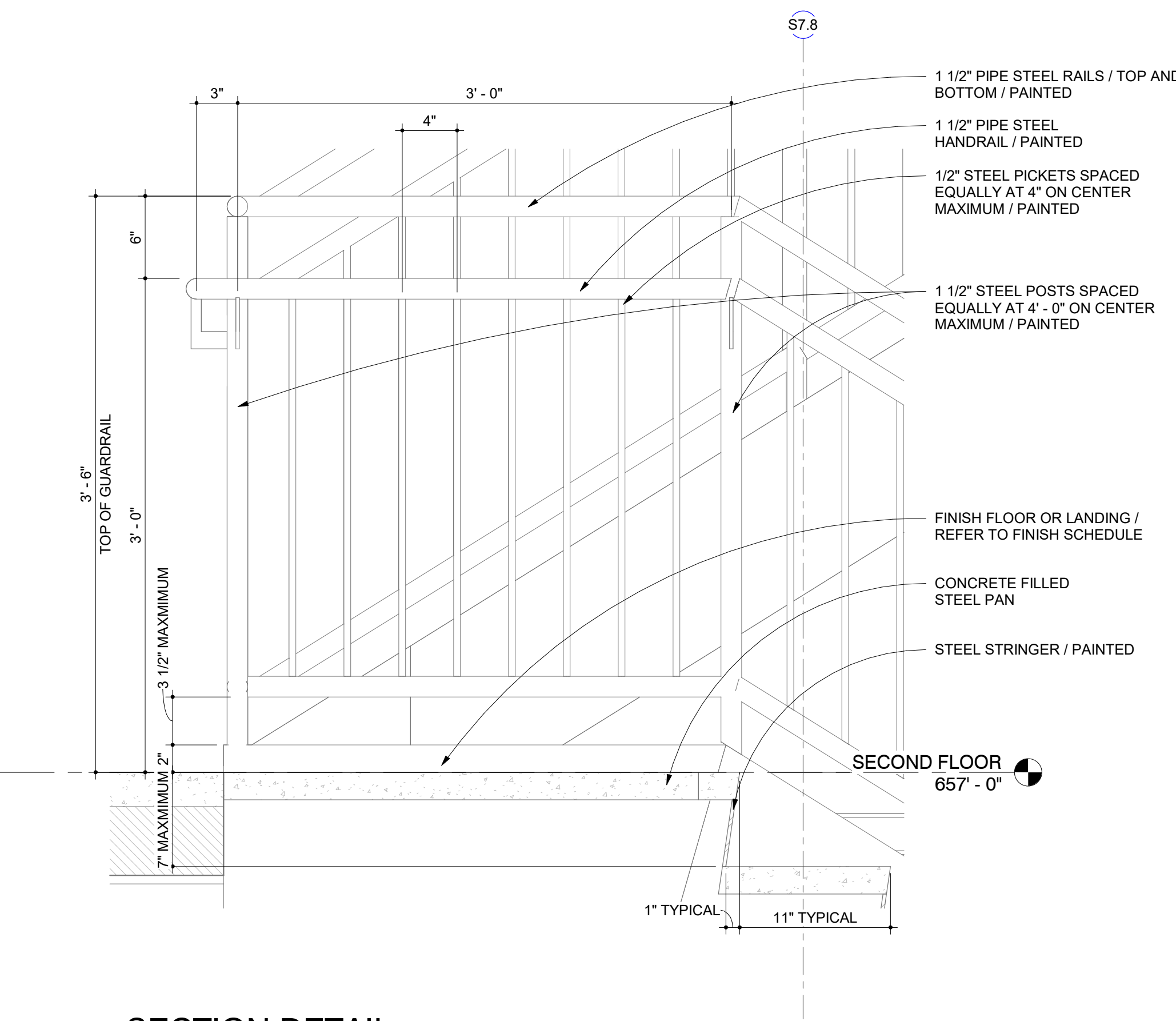
2 SECTION DETAIL
TOP OF STAIR
1 1/2" = 1'-0"



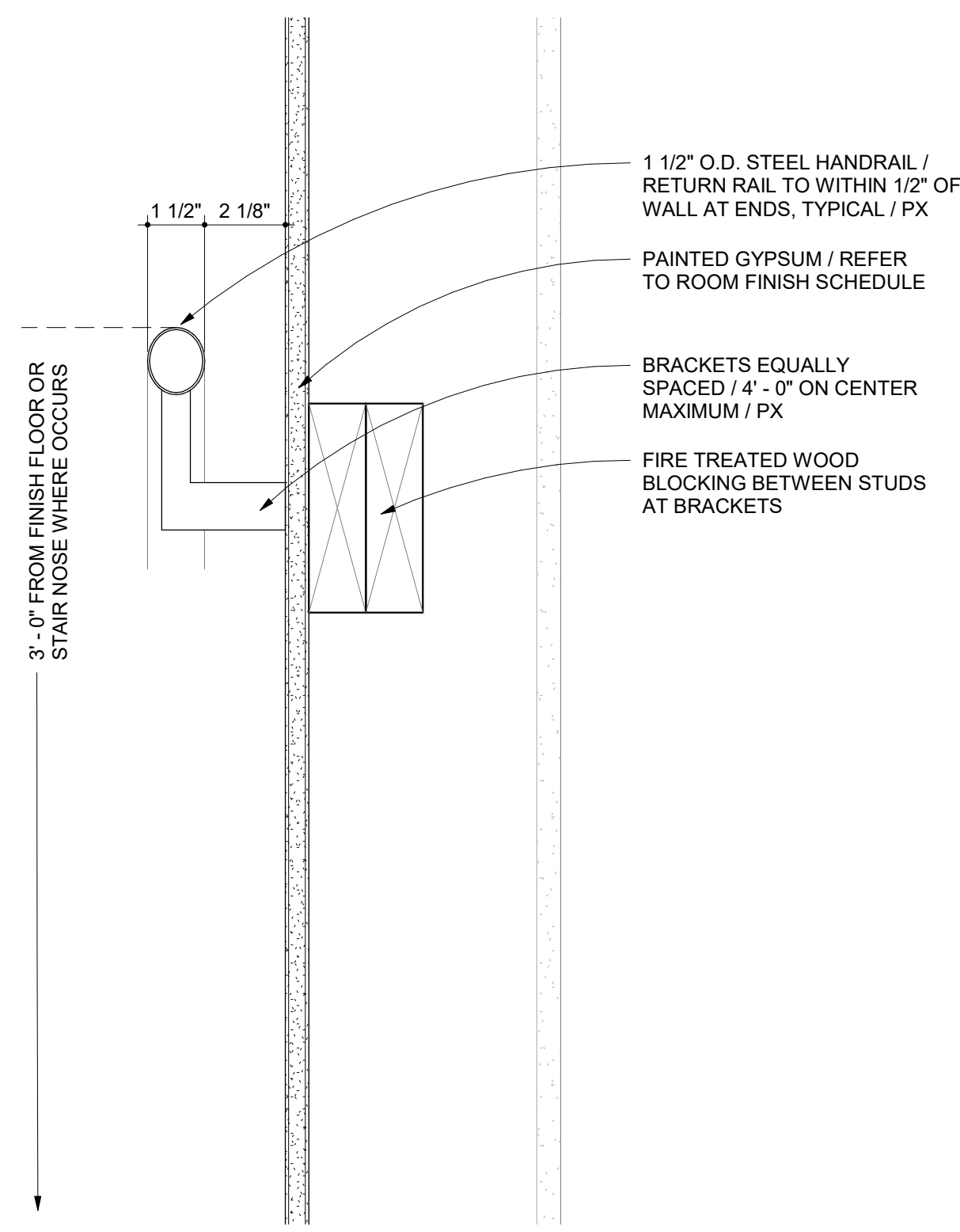
3 SECTION DETAIL
SECOND FLOOR LANDING
1 1/2" = 1'-0"



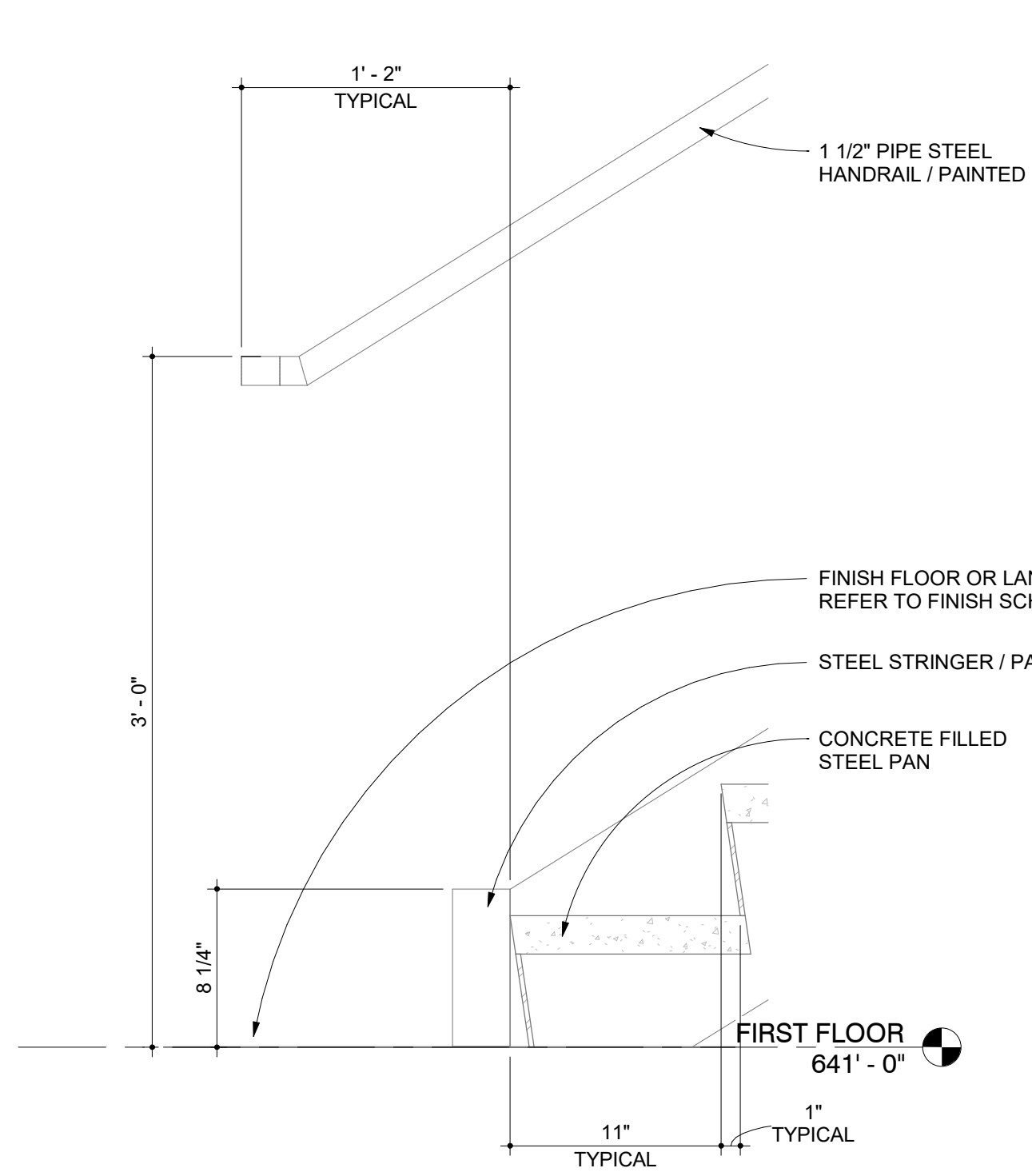
4 SECTION DETAIL
GUARDRAIL ON SECOND FLOOR
1 1/2" = 1'-0"



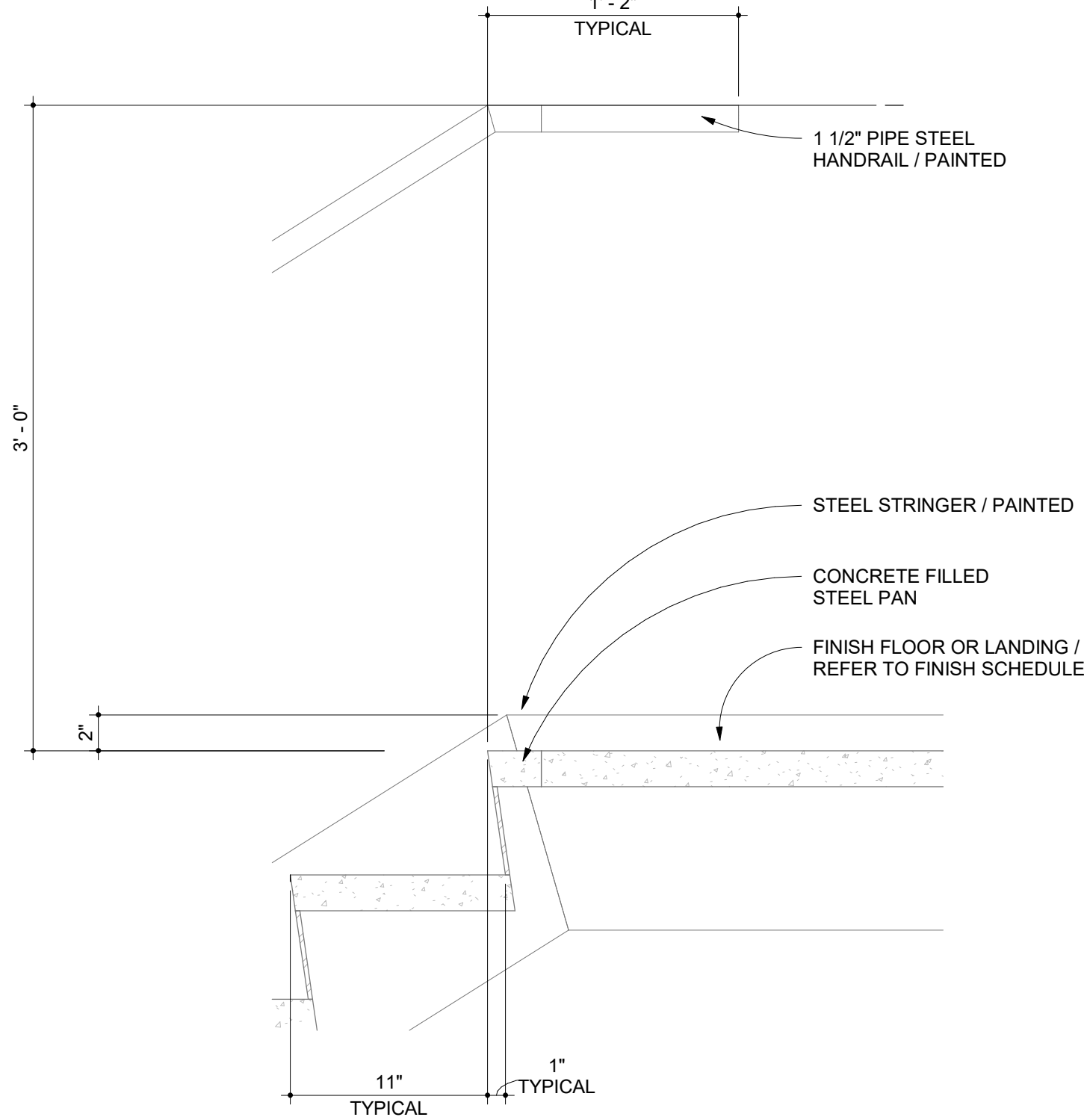
5 SECTION DETAIL
Detail 112
1 1/2" = 1'-0"



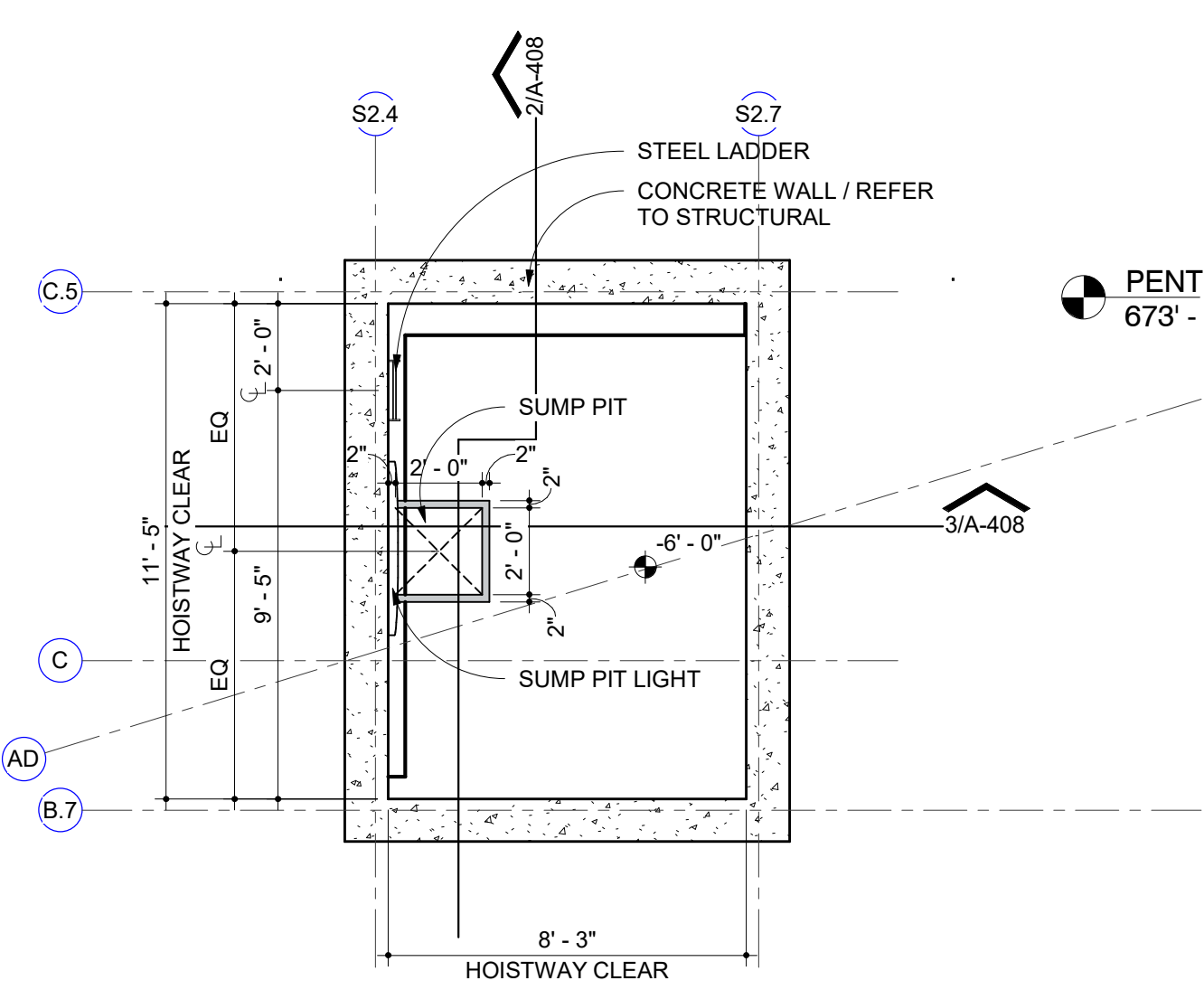
6 SECTION DETAIL
WALL MOUNTED HANDRAIL DETAIL
3" = 1'-0"



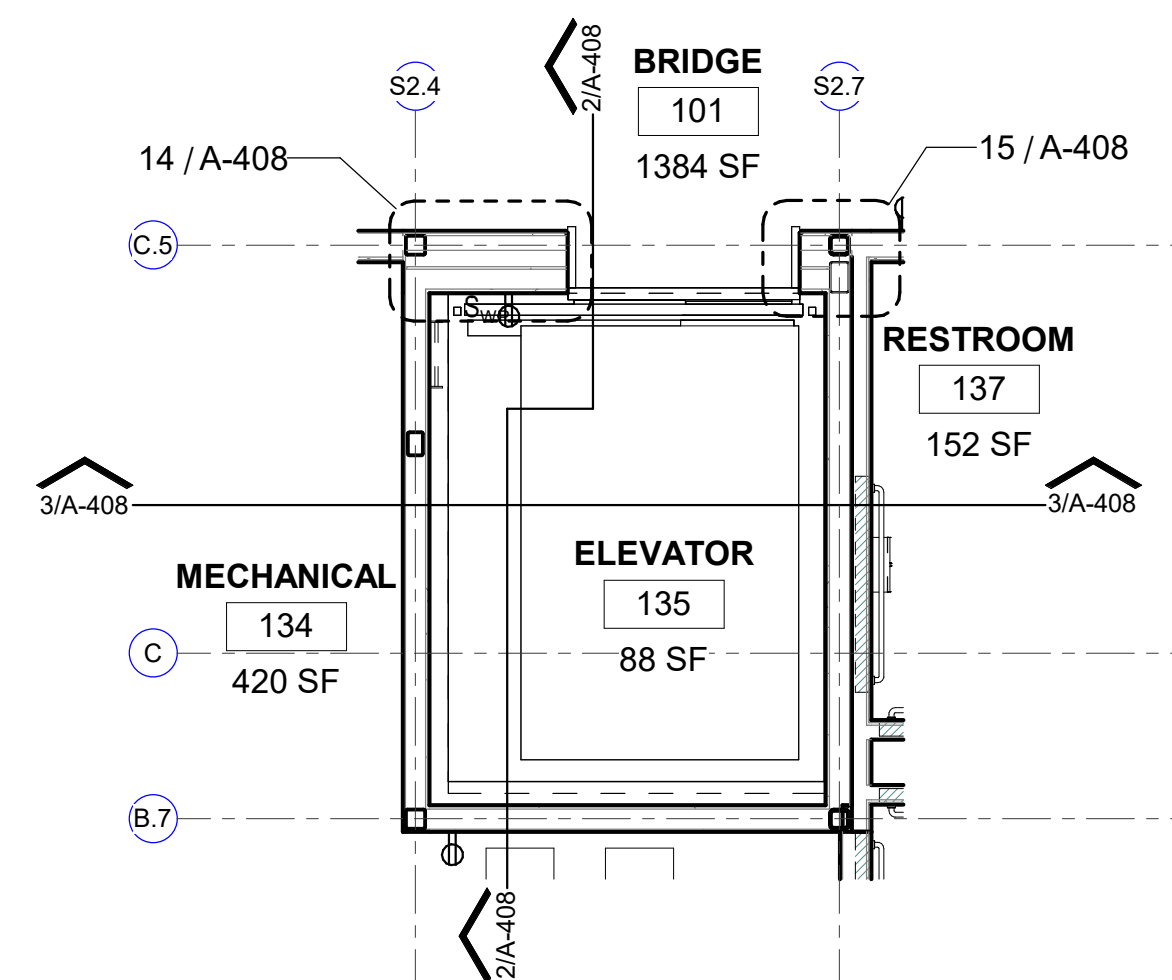
7 SECTION DETAIL
HANDRAIL AT BOTTOM
1 1/2" = 1'-0"



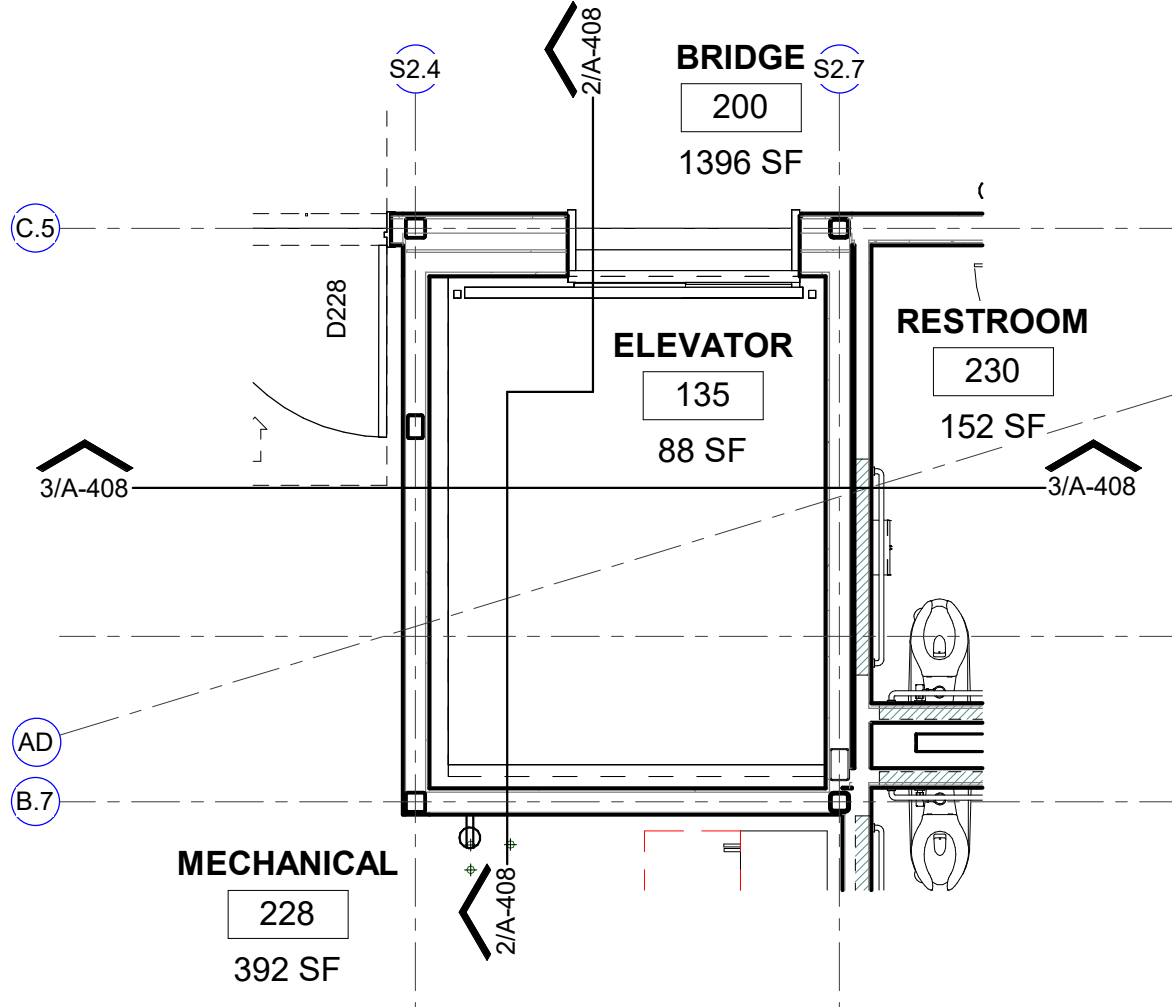
8 SECTION DETAIL
HANDRAIL AT TOP
1 1/2" = 1'-0"



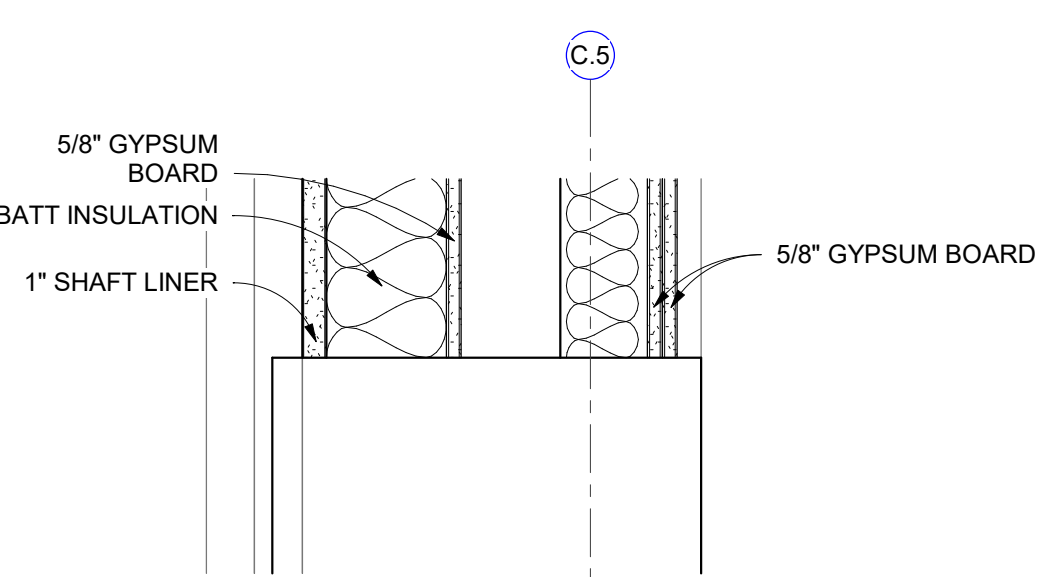
1 ENLARGED PLAN
ELEVATOR PIT
1/4" = 1'-0"



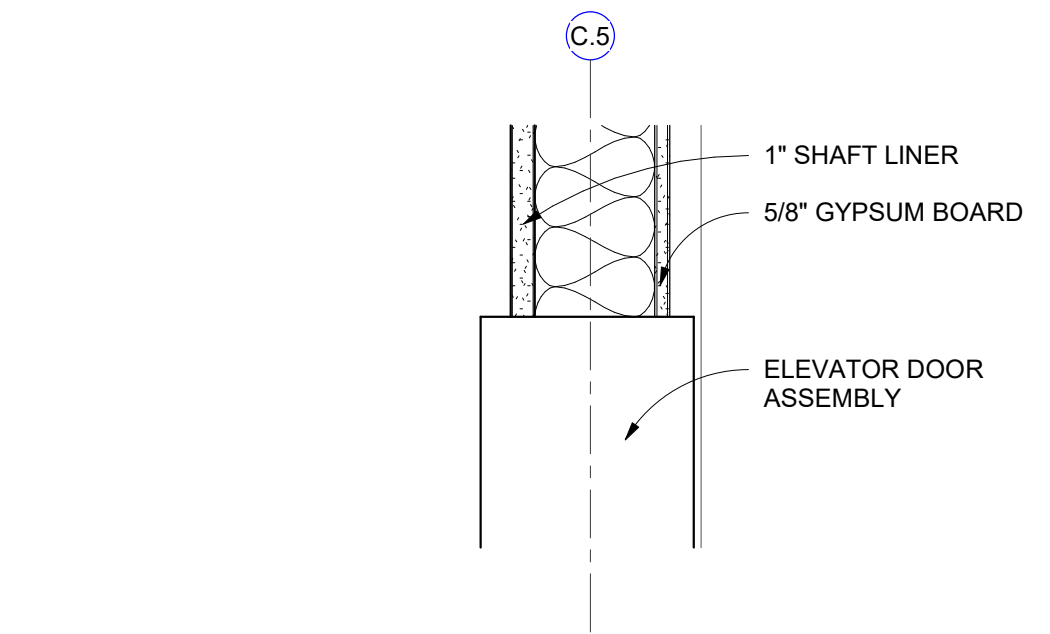
16 ENLARGED PLAN
FIRST FLOOR - ELEVATOR
1/4" = 1'-0"



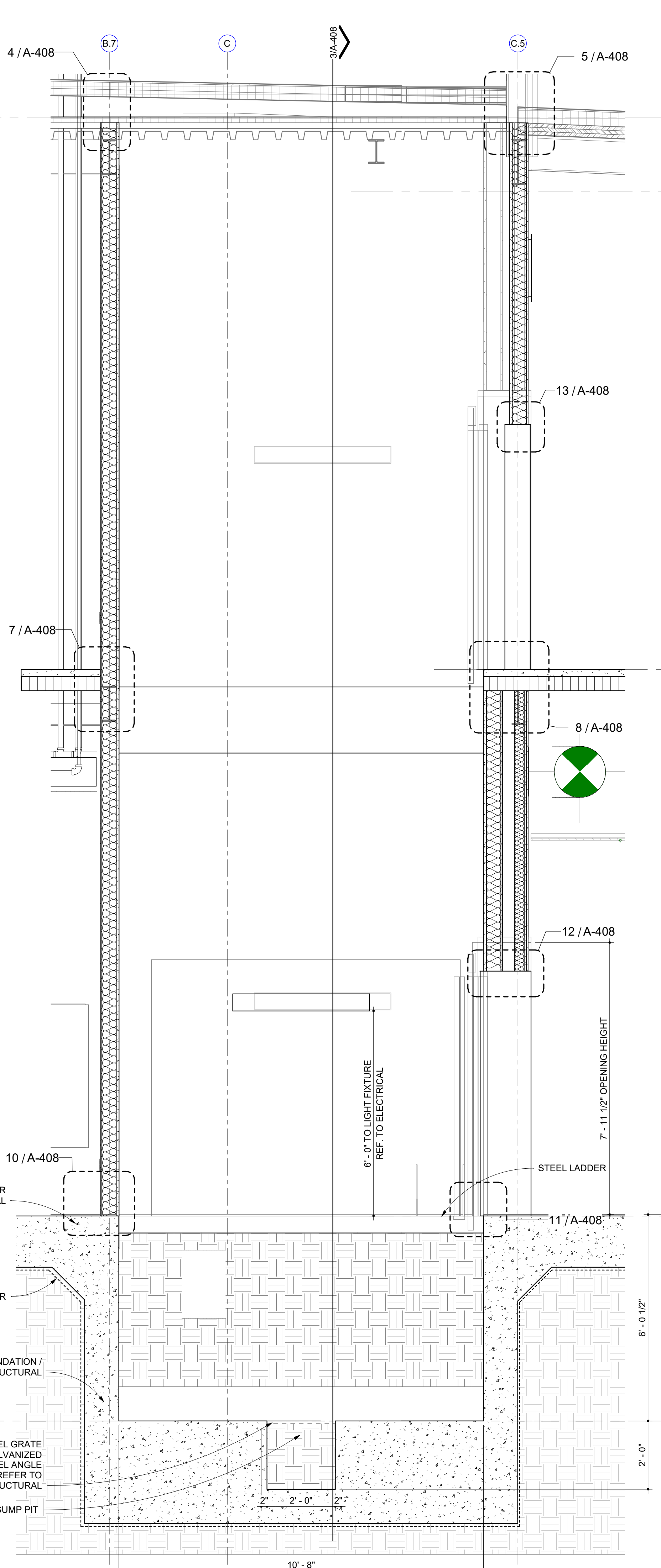
9 ENLARGED PLAN
SECOND FLOOR - ELEVATOR
1/4" = 1'-0"



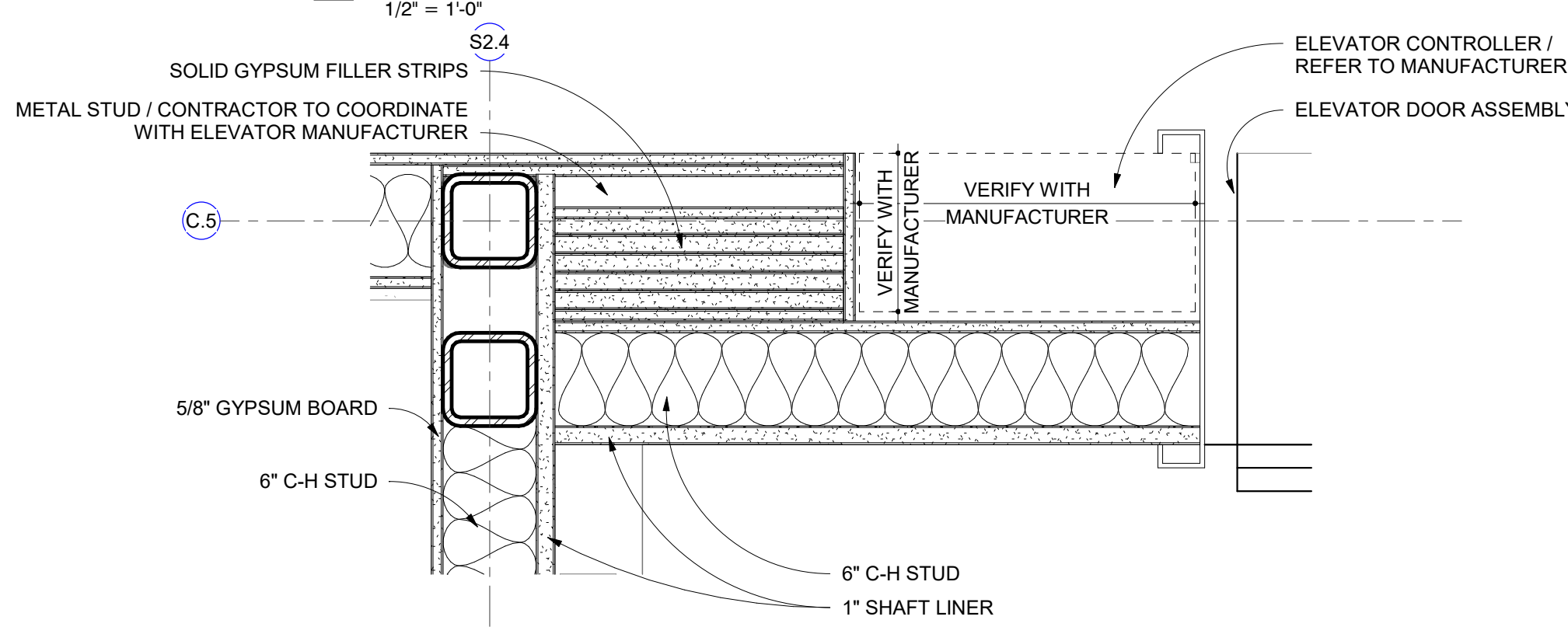
12 SECTION DETAIL
ELEVATOR DOOR HEAD
1 1/2" = 1'-0"



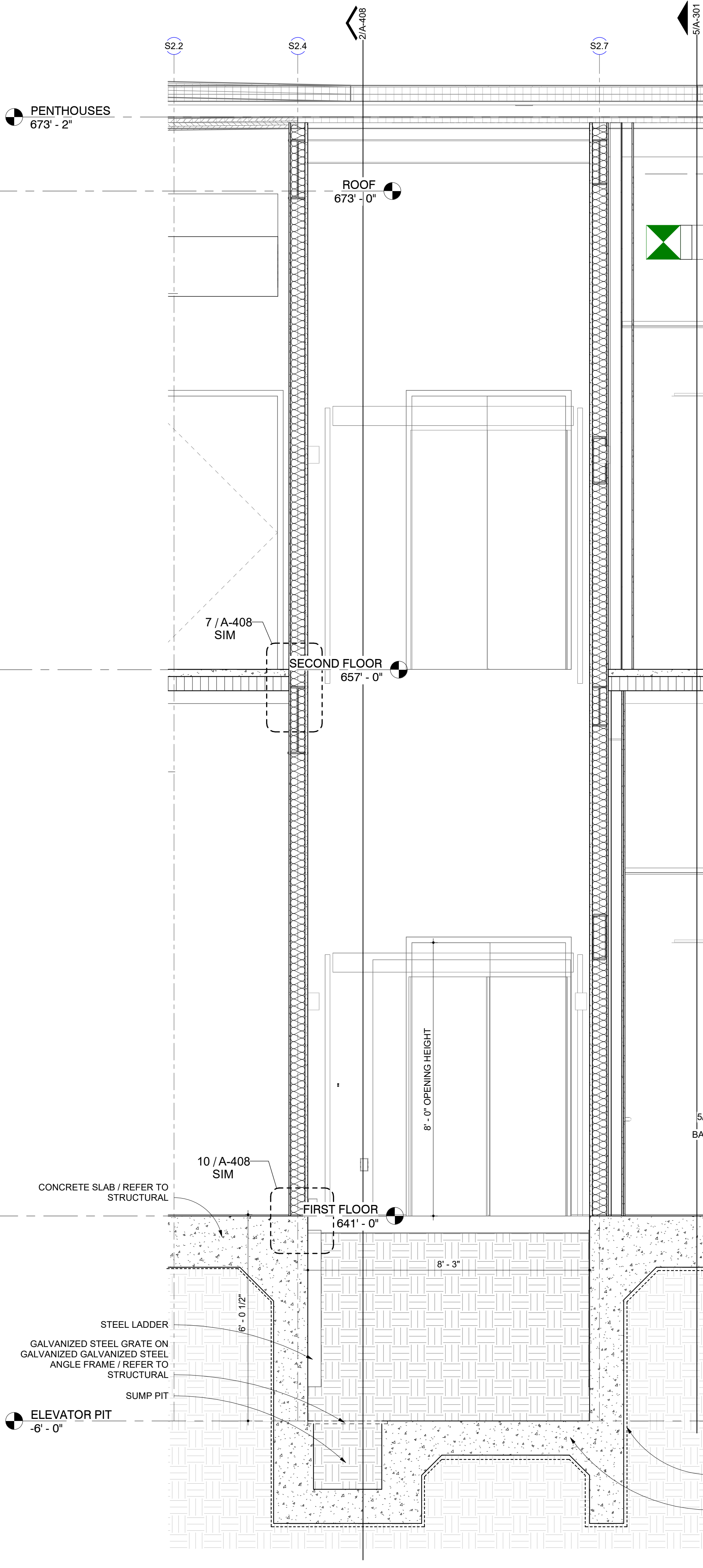
13 SECTION DETAIL
ELEVATOR - N-S - Callout 5
1 1/2" = 1'-0"



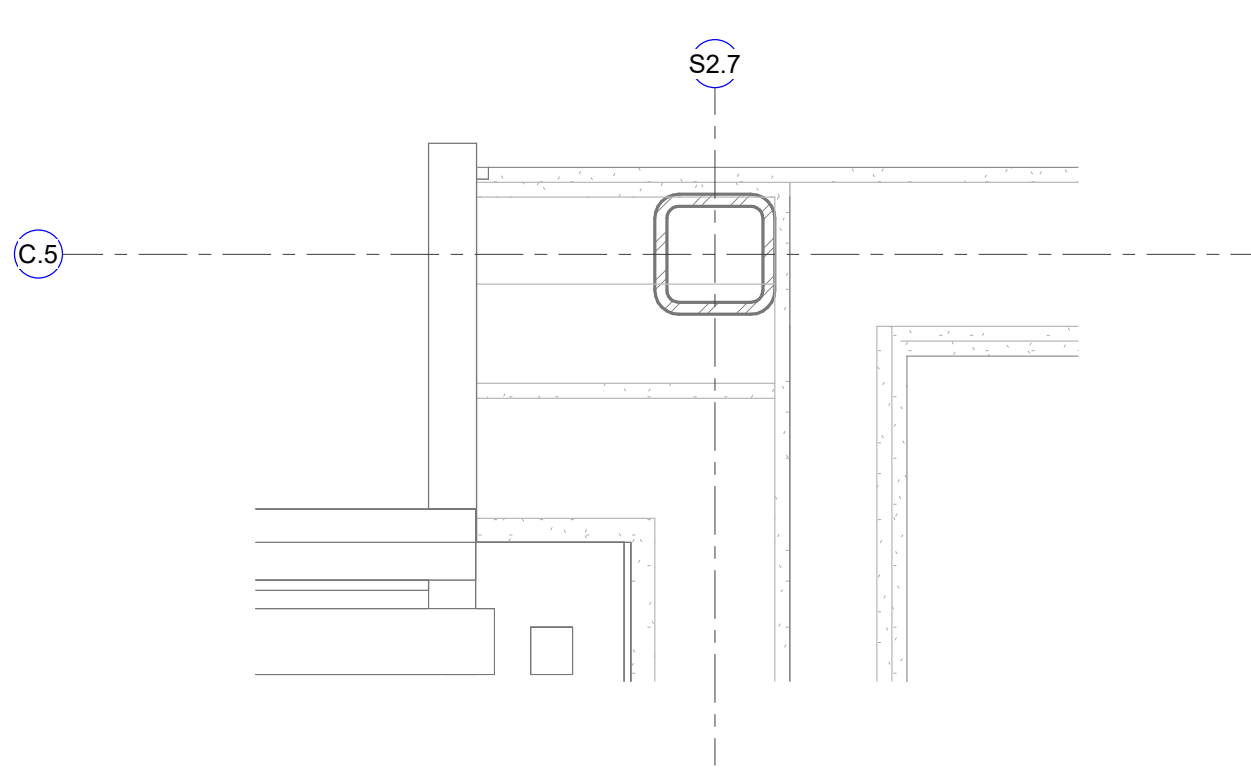
2 WALL SECTION
ELEVATOR - N-S
1/2" = 1'-0"



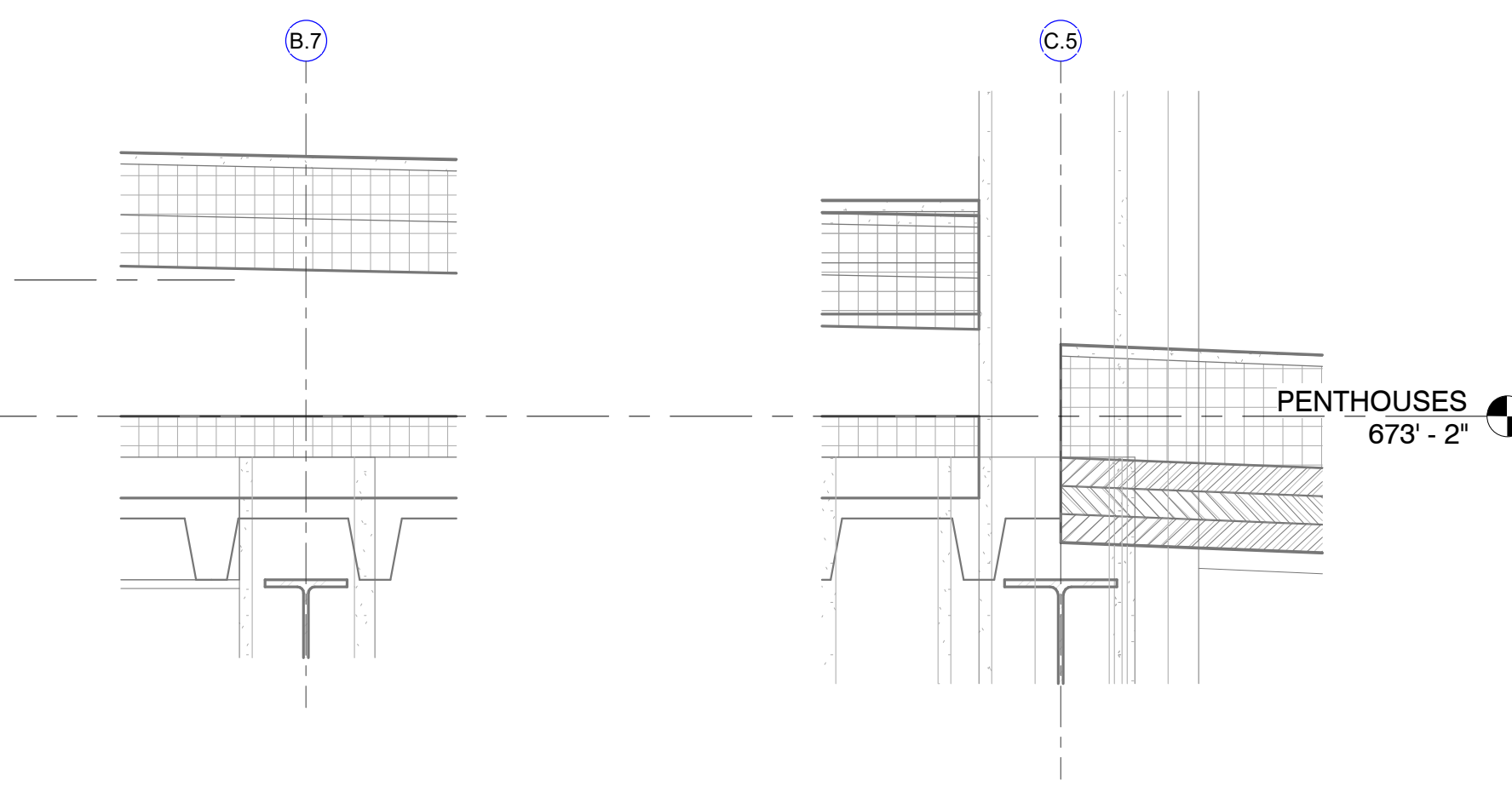
14 SECTION DETAIL
JAMB AT ELEVATOR / HEAD SIM.
1 1/2" = 1'-0"



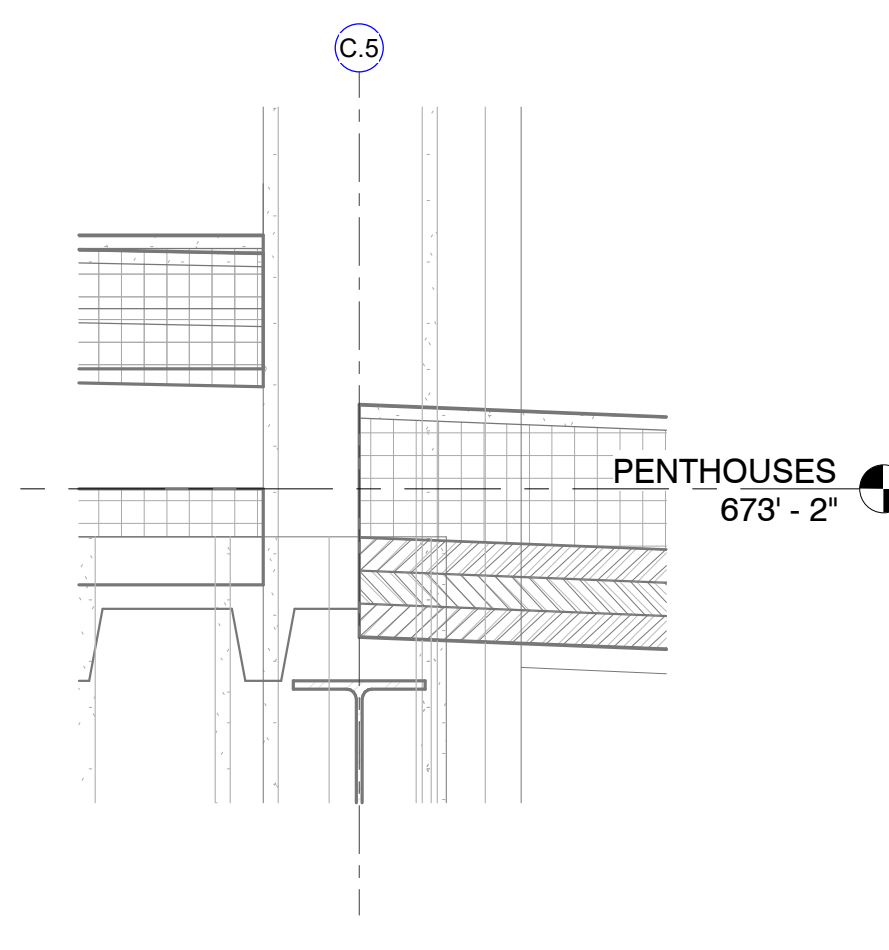
3 WALL SECTION
ELEVATOR - W-E
1/2" = 1'-0"



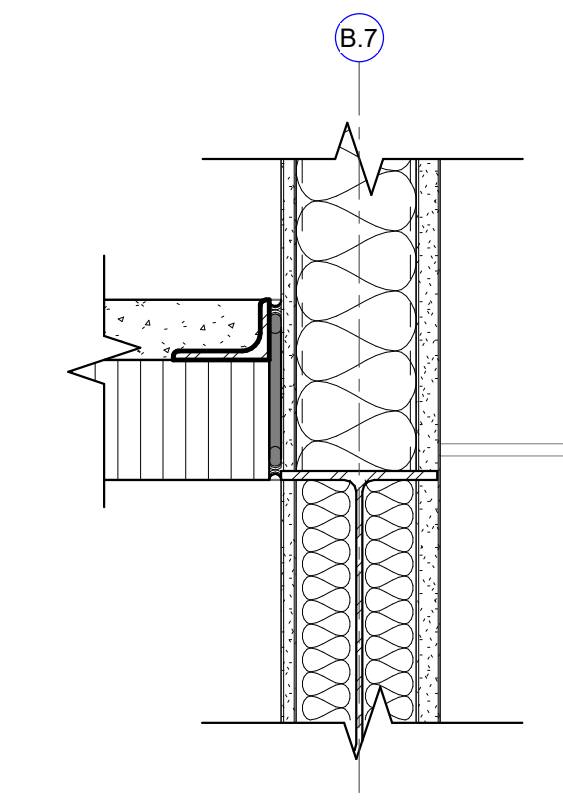
15 SECTION DETAIL
Detail 0
1 1/2" = 1'-0"



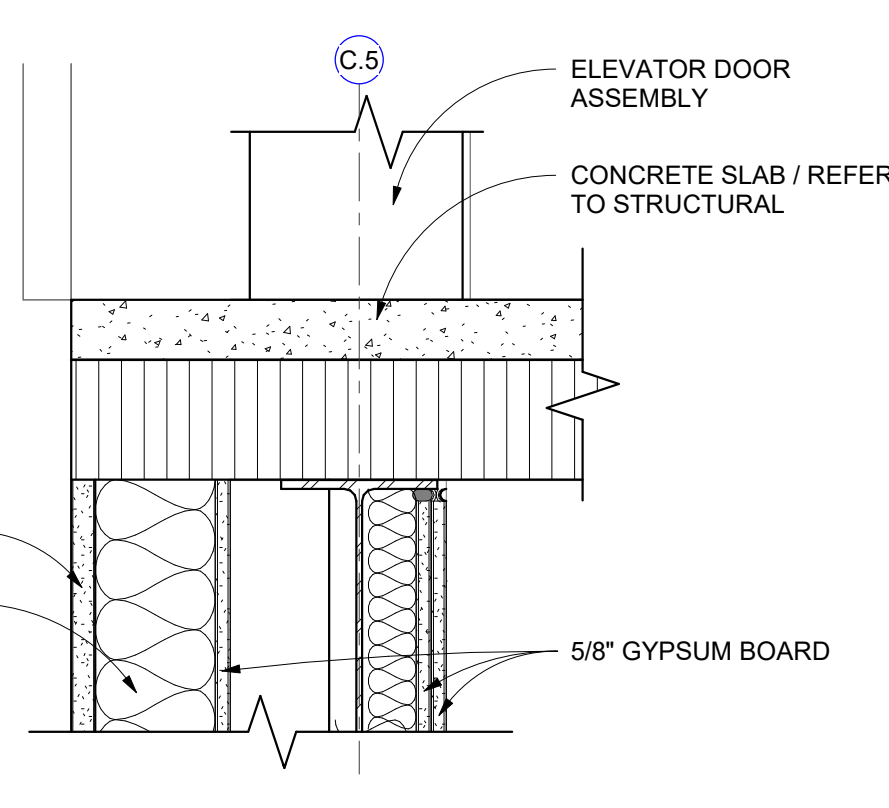
4 SECTION DETAIL
ELEVATOR - N-S - Callout 6
1 1/2" = 1'-0"



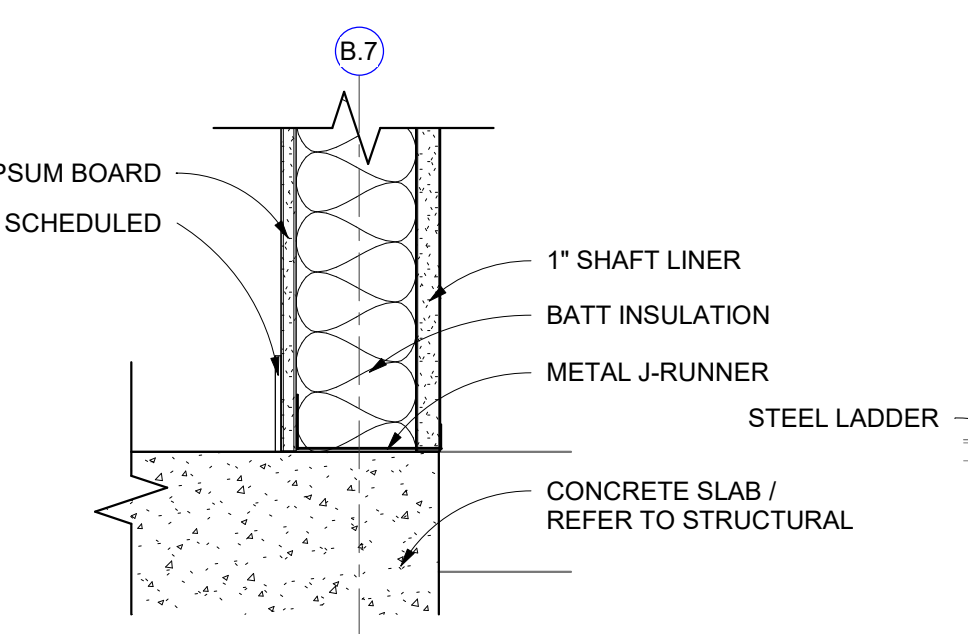
5 SECTION DETAIL
ELEVATOR - N-S - Callout 7
1 1/2" = 1'-0"



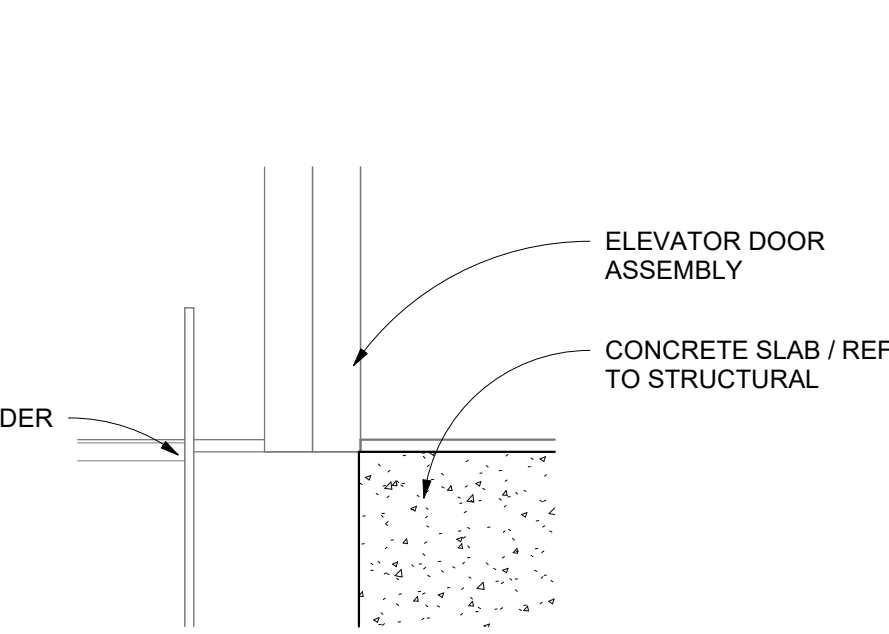
7 SECTION DETAIL
SHAFT WALL @ SECOND FLOOR
1 1/2" = 1'-0"



8 SECTION DETAIL
ELEVATOR - N-S - Callout 4
1 1/2" = 1'-0"



10 SECTION DETAIL
SHAFT WALL @ FIRST FLOOR
1 1/2" = 1'-0"



11 SECTION DETAIL
ELEVATOR - N-S - Callout 2
1 1/2" = 1'-0"



1 ENLARGED PLAN
ENLARGED LABS
1/4" = 1'-0"

7/26/2024 10:51:06 AM

San Antonio River Authority
SARA Sheridan Campus
201 W Sheridan St
San Antonio, TX
78204

revision date

LAKE FLATO
RVK
ARCHITECTURE

2002 N. Saint Mary's St.
San Antonio Texas 78212
Office: 210.733.3535
web: www.rvkarchitecture.com

30%
CONSTRUCTION
DOCUMENTS

A-410
ENLARGED LABS

EQUIPMENT SCHEDULE									
MARK	DESCRIPTION	MANUFACTURER	MODEL	ROOM LOCATION	FURNISH / INSTALL	LENGTH	HEIGHT	DEPTH	COMMENTS
	<varies>	<varies>	<varies>						
01	AUTO SAMPLER			ANION, M. ANALYSIS		1' 6"	2' 4"	2' 0"	
02	RFCI MODULE			ANION		1' 0"	2' 4"	2' 0"	
03	WASTE CONTAINER			ANION					
04	SKALAR			BOD/CHLORINE					
05	PH METER			BOD/CHLORINE					
06	BOD PROBE			BOD/CHLORINE					
07	STIRRER - SM								
08	STIRRER - LG								
09.1	6' FUME HOOD ACID / ETCHING			METAL PREP	CFCI				
09.2	8' FUME HOOD ACID / ETCHING			TKN	CFCI				
09.3	4' FUME HOOD - GENERAL PURPOSE			BOD/CHLORINE	CFCI				
09.4	6' FUME HOOD - GENERAL PURPOSE			CHLOROPHYLL, OPEN LAB	CFCI				
10	EXHAUST VENT HOOD			AUTOCLAVE	CFCI				
11	STERILIZER			AUTOCLAVE					
12	MIELE DISHWASHER			AUTOCLAVE					
13	DESKTOP COMPUTER SCREEN WITH KEYBOARD			VARIES	OFOI				
14	WATER POLISHER			TKN, METAL PREP, MICRO			3' 2"		
15	HOT PLATE			TKN, OPEN LAB, MICRO					
16	DIGESTION BLOCK			TKN					
17	ANALYZER			TKN					
18	VORTEXER			TKN					
19	DRYING RACK			TKN	OFCI				PROVIDE WALL BLOCKING
20	ULTRA LOW FREEZER			BST					
21	QIACUBE CONNECT			BST					
22	PLATE SPINNER			BST					
23	NANOGRIP			BST					
24	BEAD RUPTOR			BST					
25	CENTRIFUGE			BST					
26	PCR HOOD			BST					
27	ULTRALOW FREEZER			BST					
28	FILTER APPARATUS			BST					
29	MS - CHILLER			METAL PREP					
30	SONICATOR			METAL PREP					
31	PREP STATION - ICP MS			METAL PREP					
32	WATER JACKETED INCUBATORS			MICRO					
33	AIR INCUBATOR			MICRO					
34	WATER BATHS			MICRO					
35	UV BOX			MICRO					
36	QUEBEC COLONY COUNTER			MICRO					
37	QUANTI - TRAY SEALER			MICRO					
38	BT SURE INCUBATOR			MICRO					
39	REFRIGERATOR			MICRO					
40	DIGIPREP HOT BLOCK			METAL PREP					
41	LAB CART			SAMPLE STORAGE					
42	SAMPLE STORAGE FRIDGE			SAMPLE STORAGE					
43	LAB FREEZER CHEST			AUTOCLAVE					
44	NITROGEN TANKS			BST					
45	TURBIDIMETER			OPEN LAB					
46	BURETTE STAND			OPEN LAB					
47	OVEN - LARGE			OPEN LAB					
48	OVEN - SMALL			OPEN LAB					
49	TELEDYNE TEKMAR			OPEN LAB					
50	ISEMETER			OPEN LAB					
51	SPECTROPHOTOMETER			OPEN LAB					
52	VACUUM PUMP			OPEN LAB					
53	ARGON TANKS			M. ANALYSIS					
54	OES - CHILLER			M. ANALYSIS					
56	HELIUM TANK			M. ANALYSIS					
57	BALANCE			BALANCE					
58	REFRIGERATOR								
59	INCUBATOR								
60	TISSURE GRINDER			CHLOROPHYLL					
61	CENTRIFUGE			CHLOROPHYLL					
62	FILTRATION JUG			CHLOROPHYLL					
63	3-PORT FILTRATION MANIFOLD			CHLOROPHYLL					
64	MICRO BALANCE			BALANCE					
65	WATER DIGESTOR			BST					
66	PRINTER			MICRO					
67	QUANT STUDIO 6			BST					
FE	Non-Rated Wall, 1015 Steel, Flat Trim	Activar Construction Products Group	1015	Sunshade					
LS-1	Rounded Outrigger, Bullnose Fascias	Kawneer		Linear Storefront					

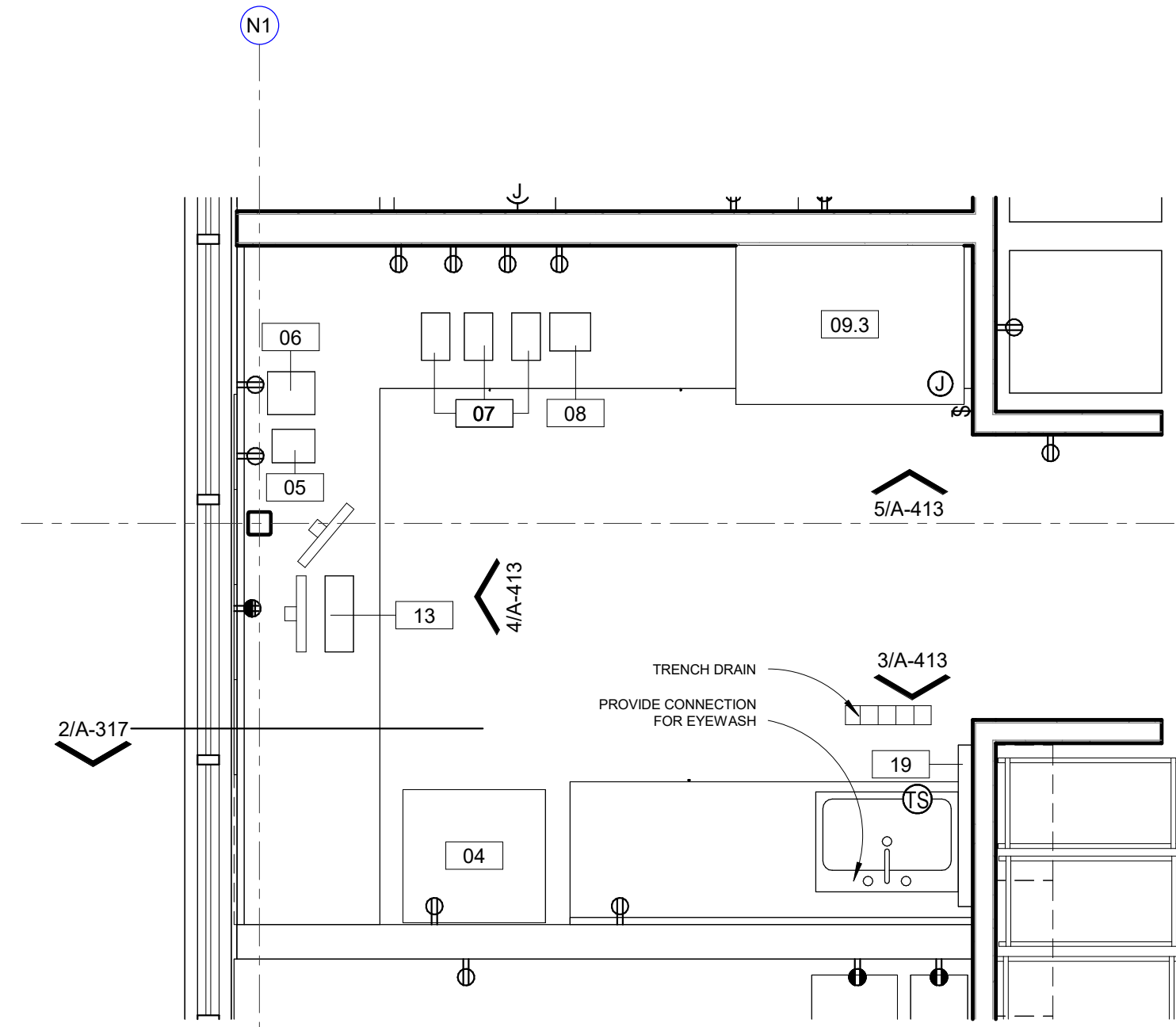
1 ENLARGED PLAN
ANION LAB
3/8" = 1'-0"

2 REFLECTED CEILING PLAN
ANION LAB
3/8" = 1'-0"

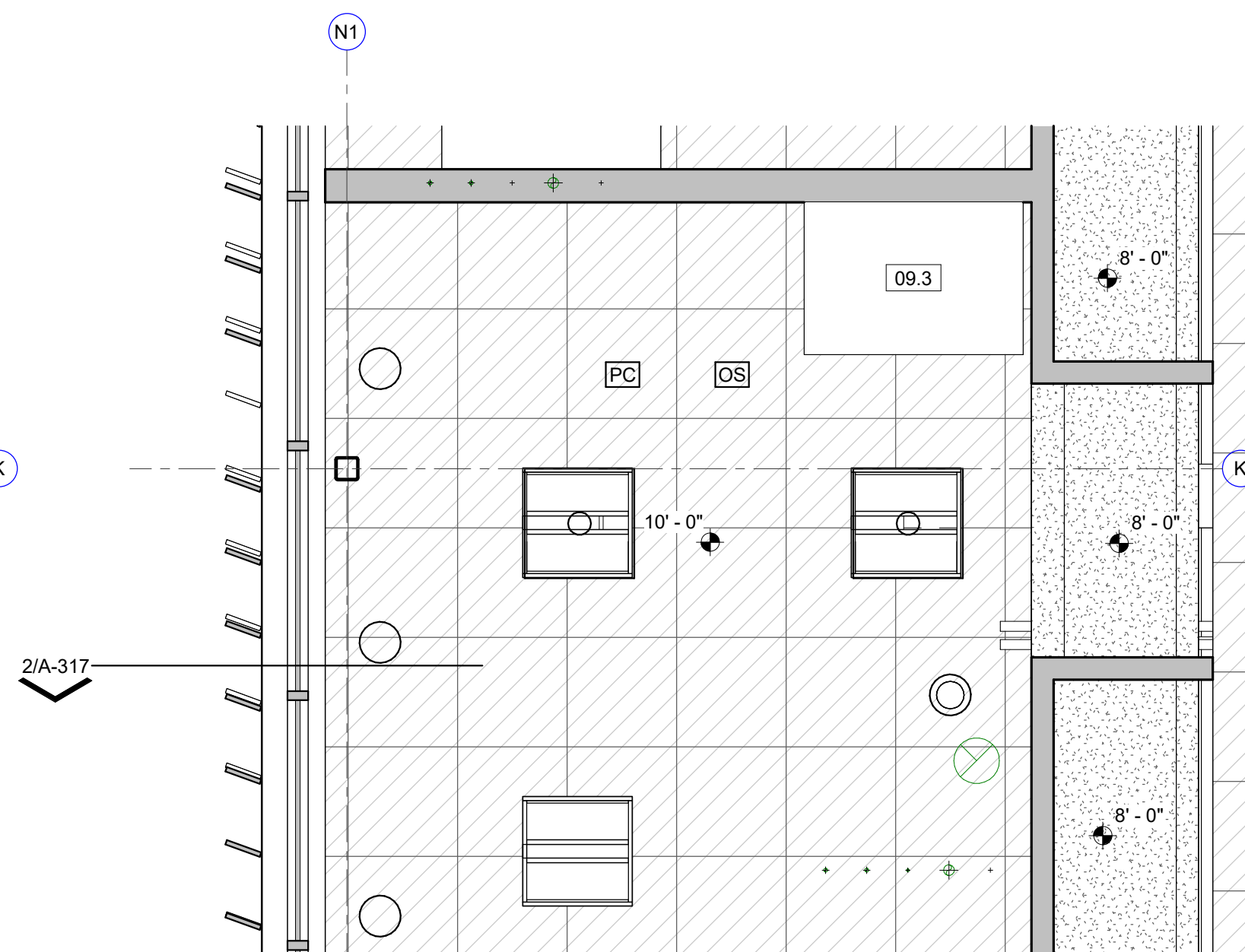
3 INTERIOR ELEVATION
LAB ANION SOUTH
3/8" = 1'-0"

4 INTERIOR ELEVATION
LAB ANION WEST
3/8" = 1'-0"

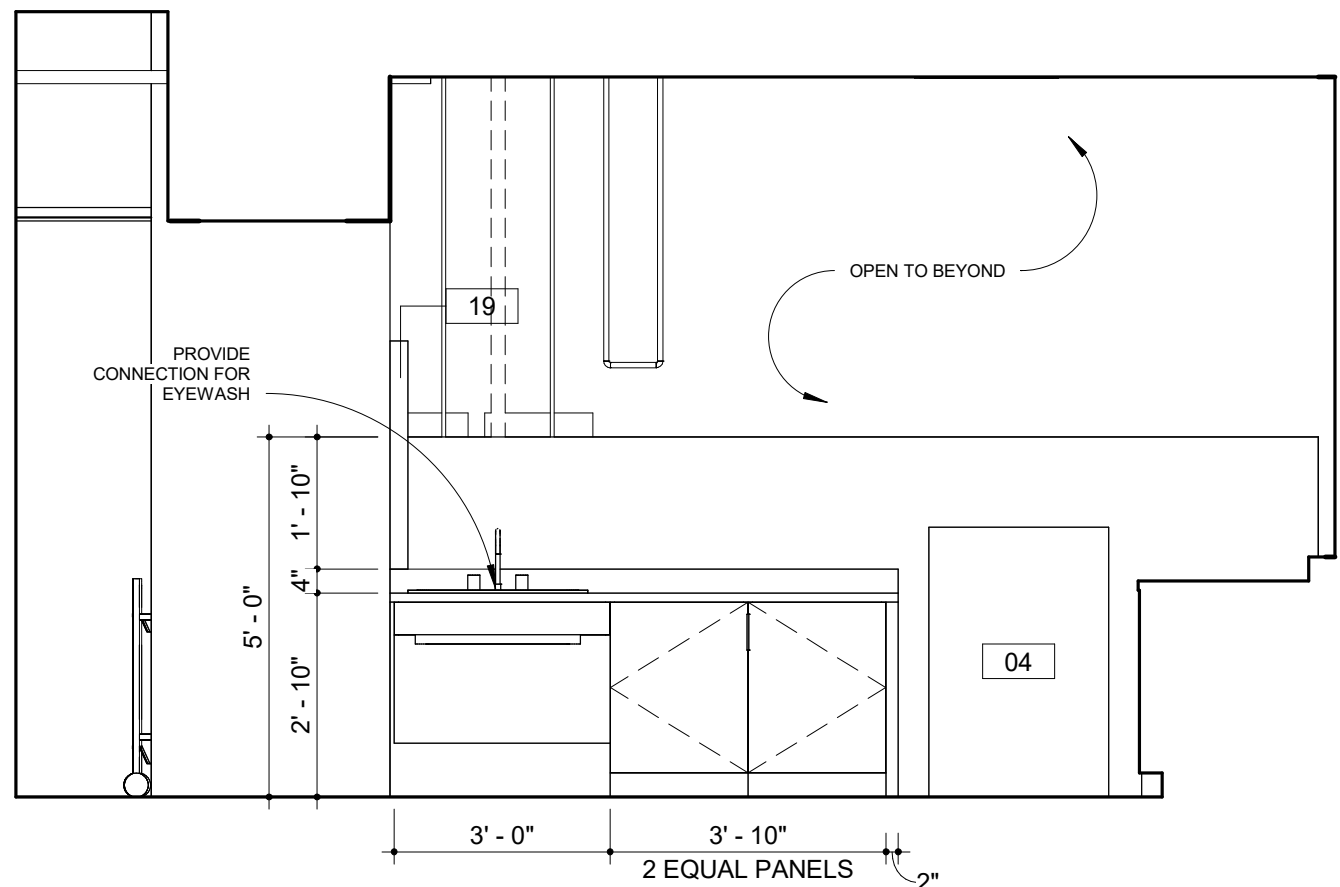
5 INTERIOR ELEVATION
LAB ANION NORTH
3/8" = 1'-0"



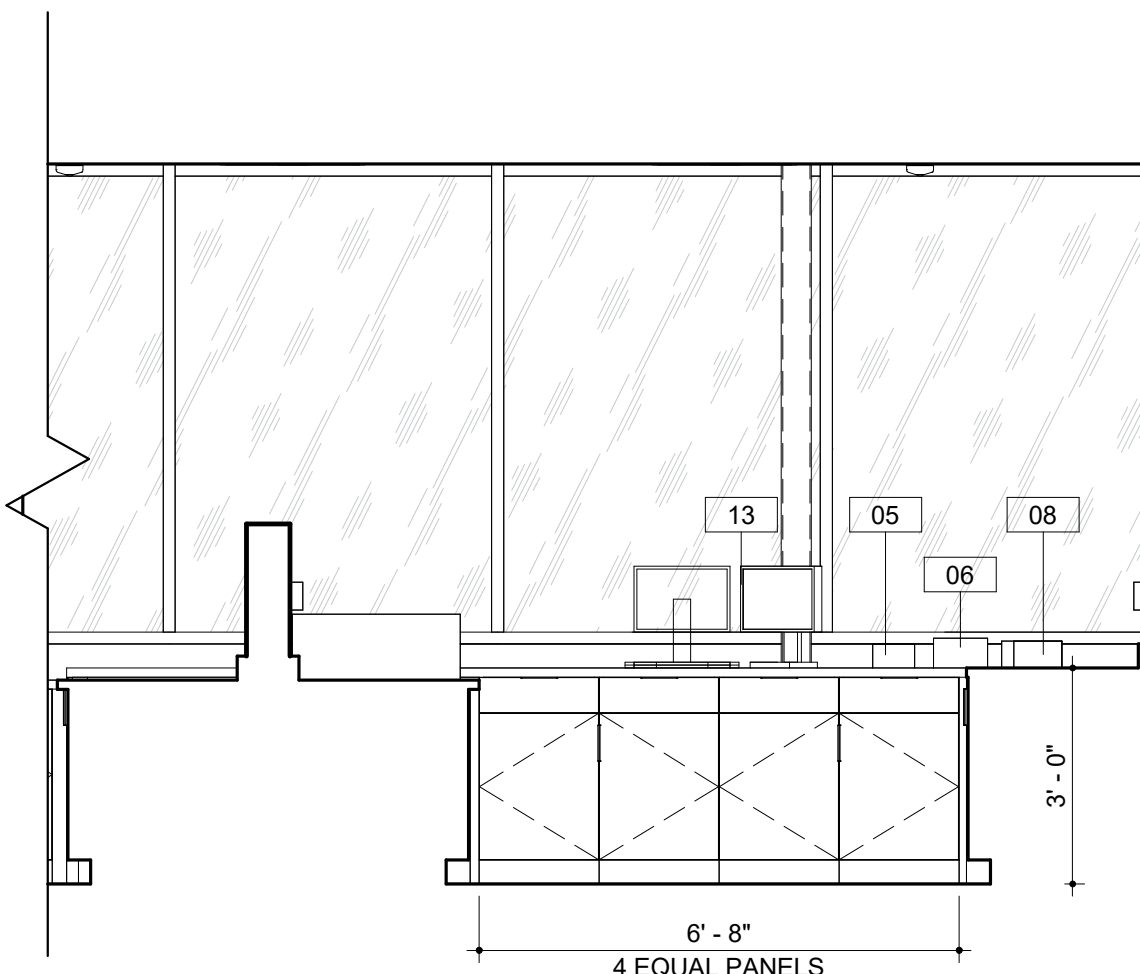
1 ENLARGED PLAN
CHLORINE LAB
3/8" = 1'-0"



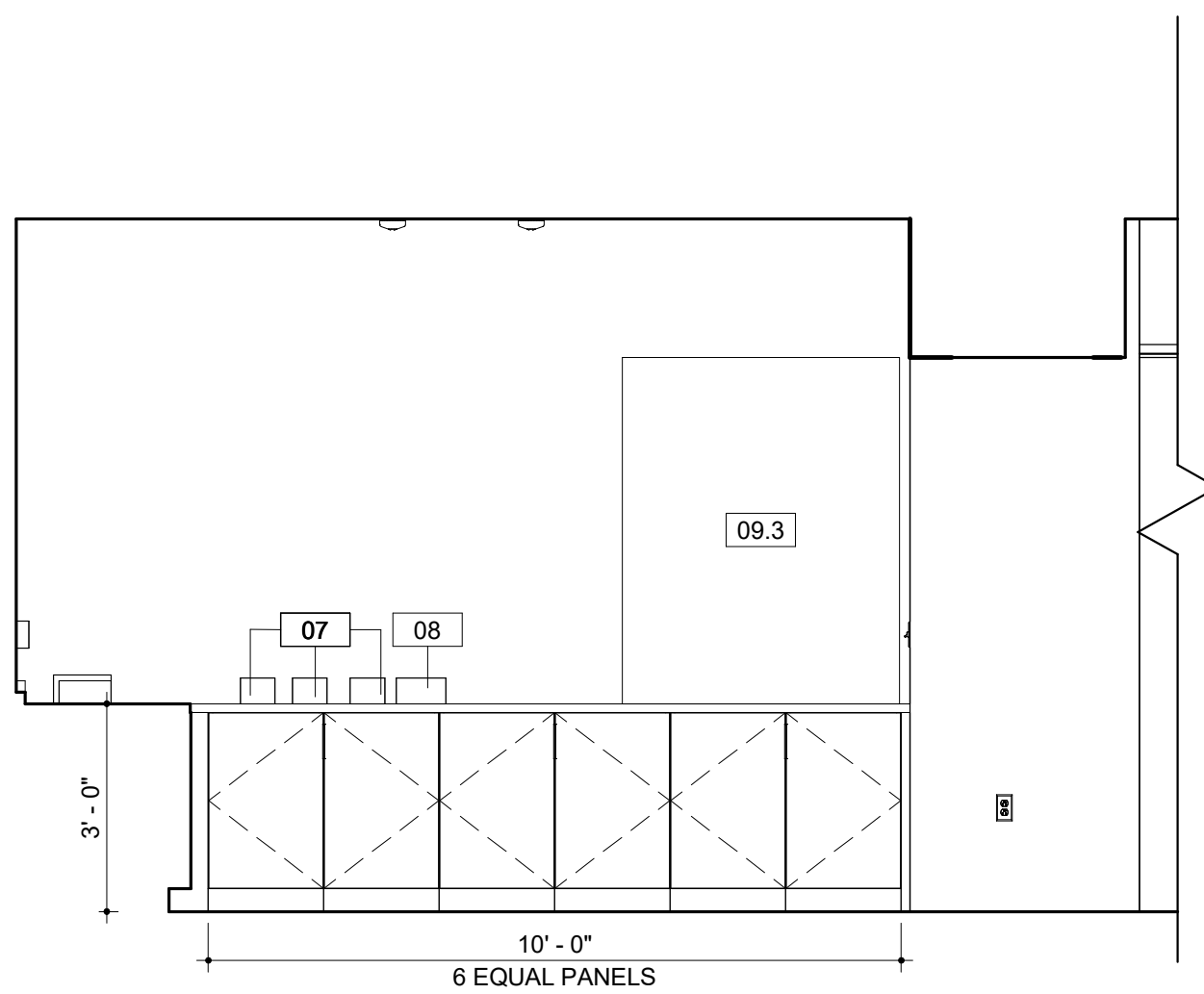
2 REFLECTED CEILING PLAN
CHLORINE LAB
3/8" = 1'-0"



3 INTERIOR ELEVATION
LAB CHLORINE SOUTH
3/8" = 1'-0"

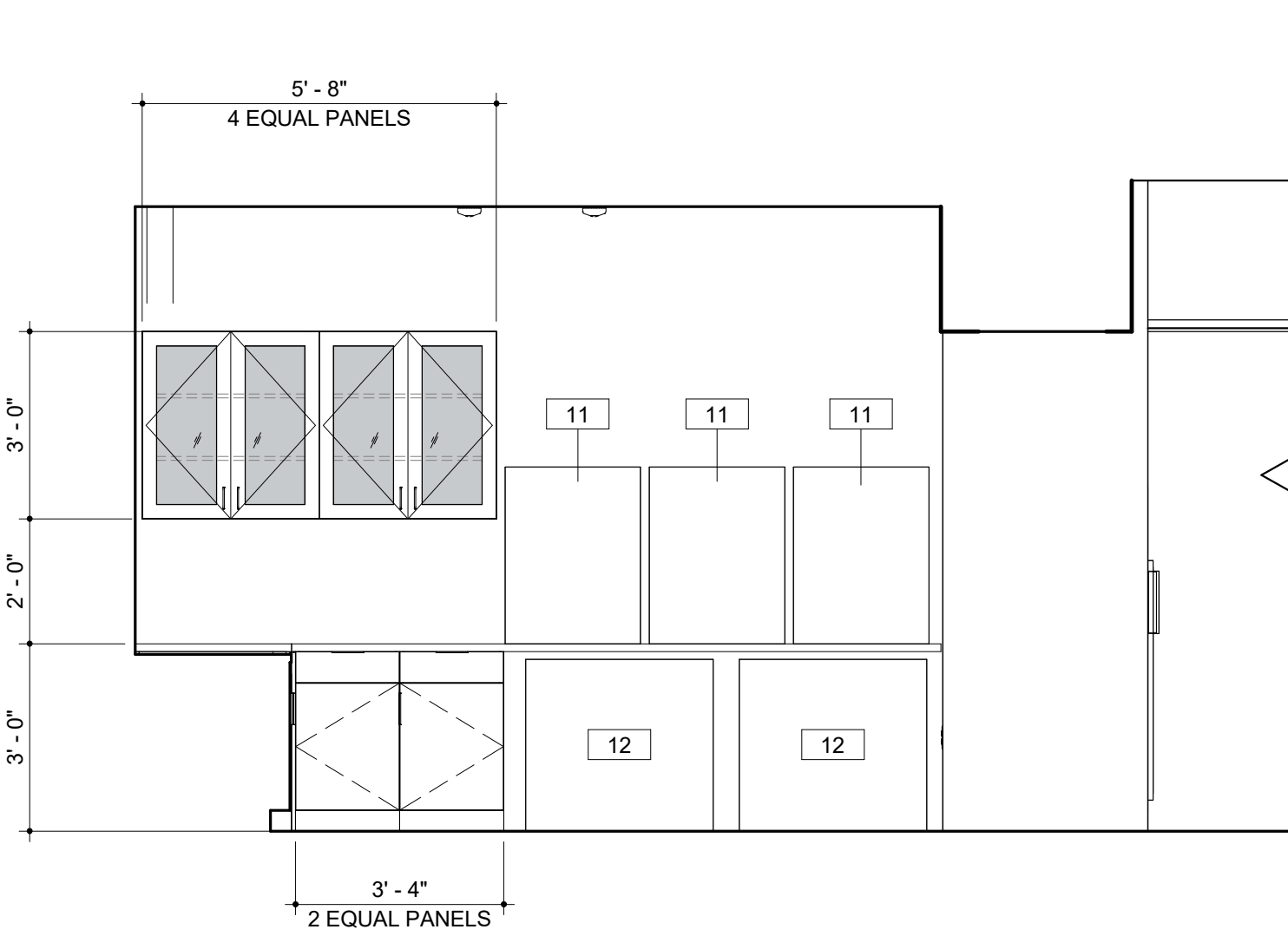
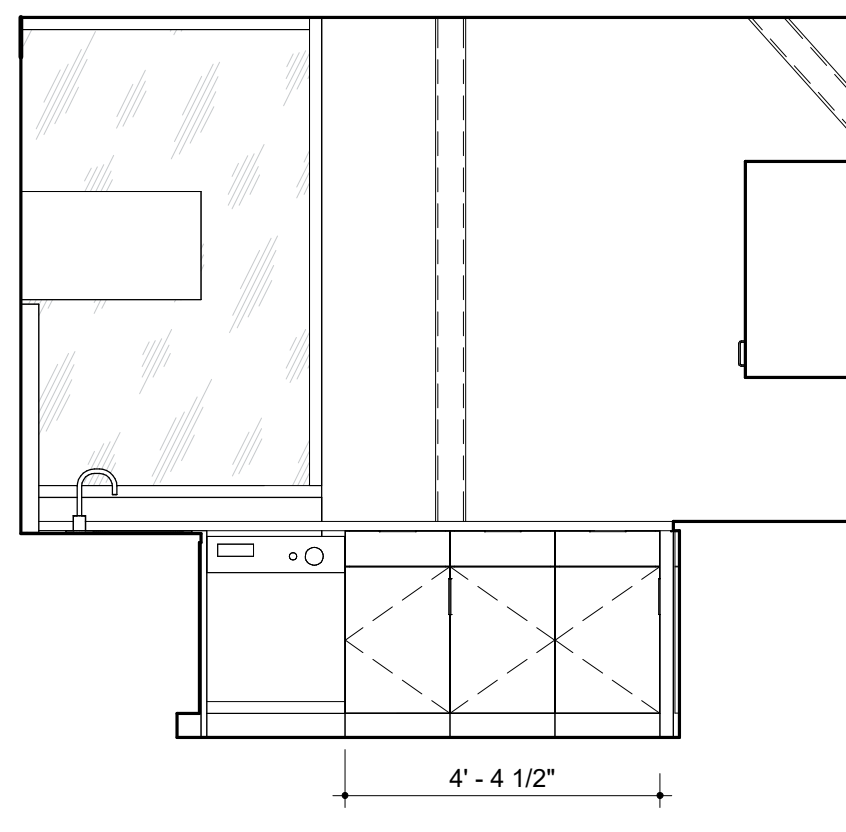
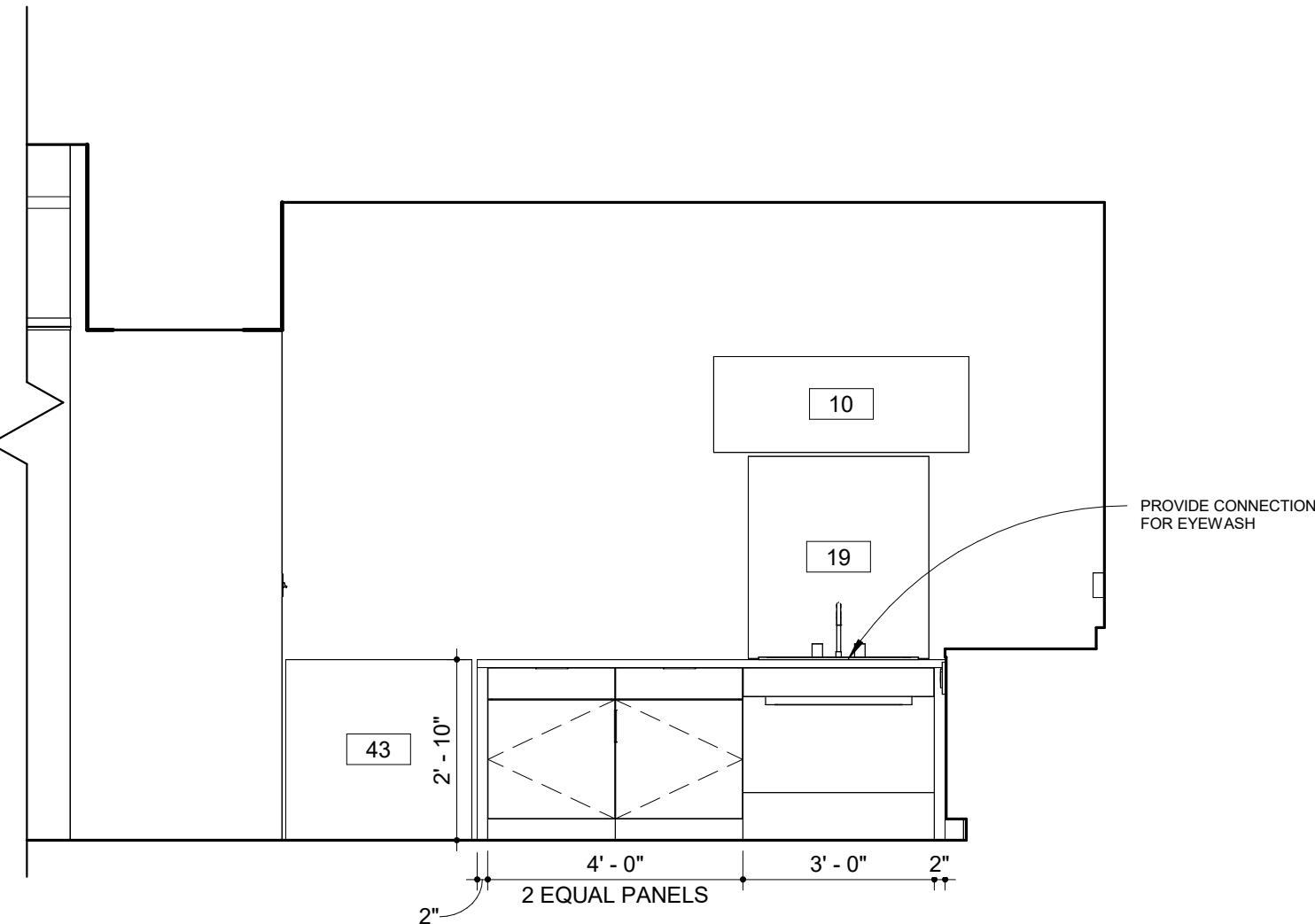
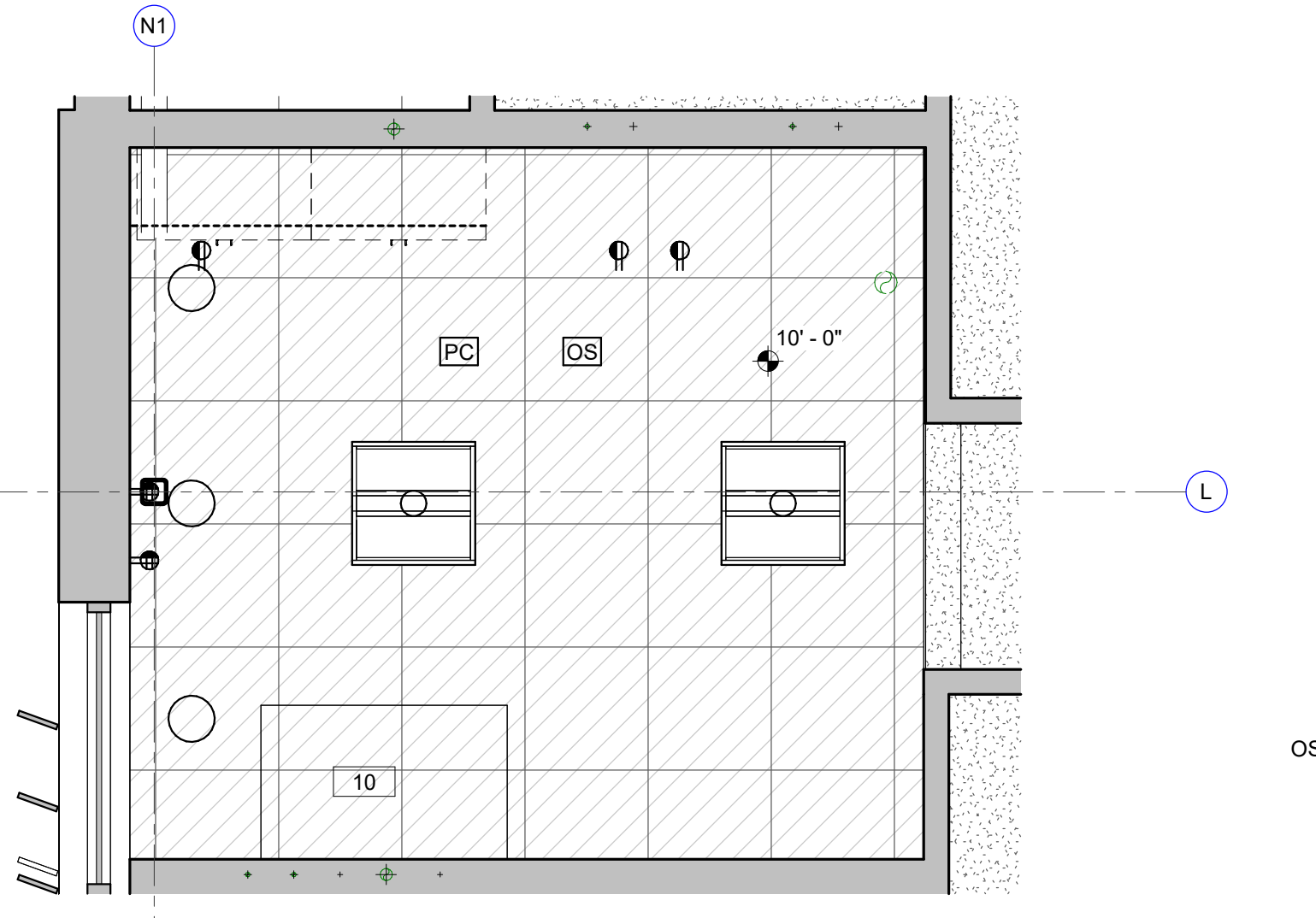
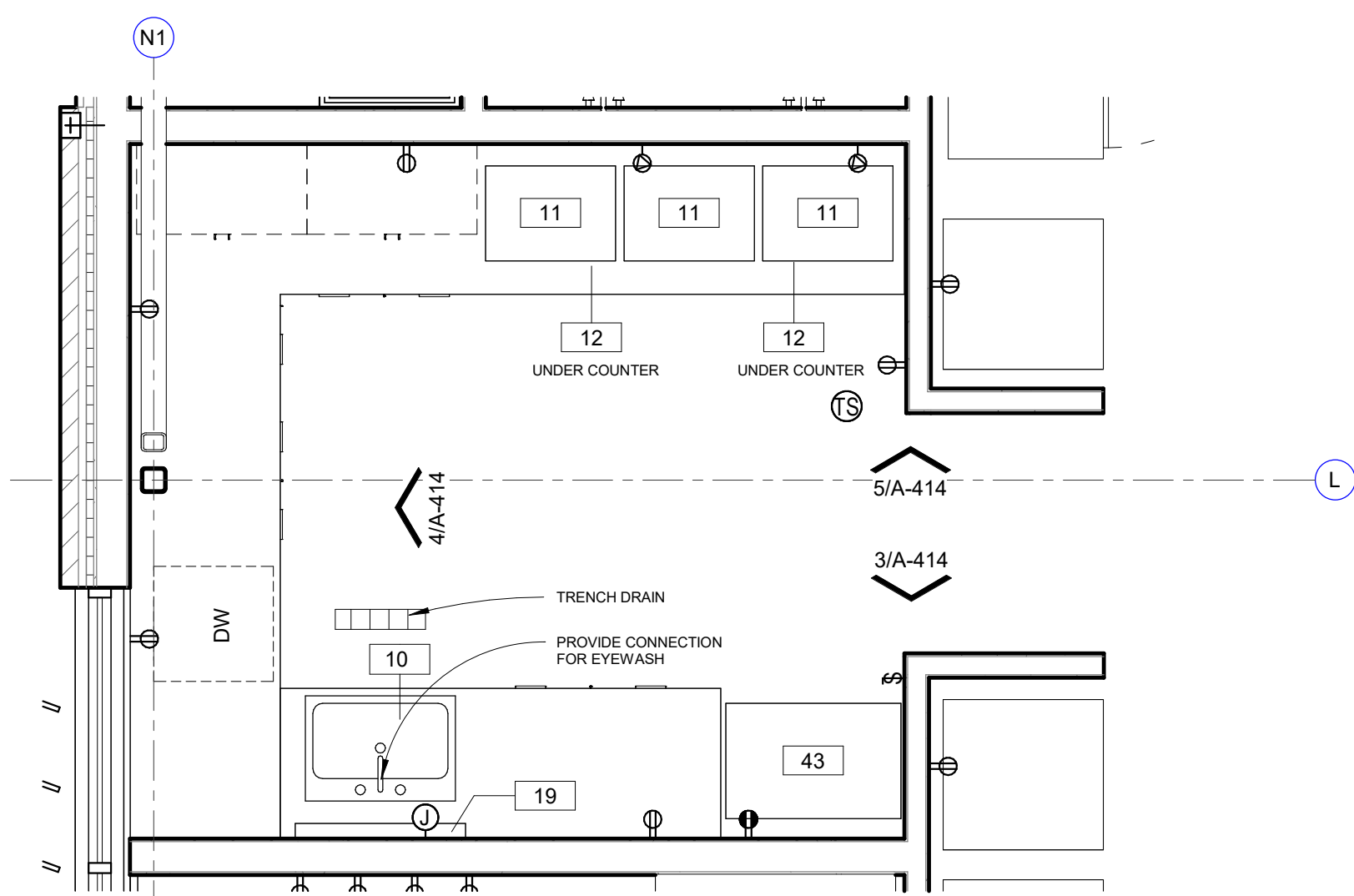


4 INTERIOR ELEVATION
LAB CHLORINE WEST
3/8" = 1'-0"

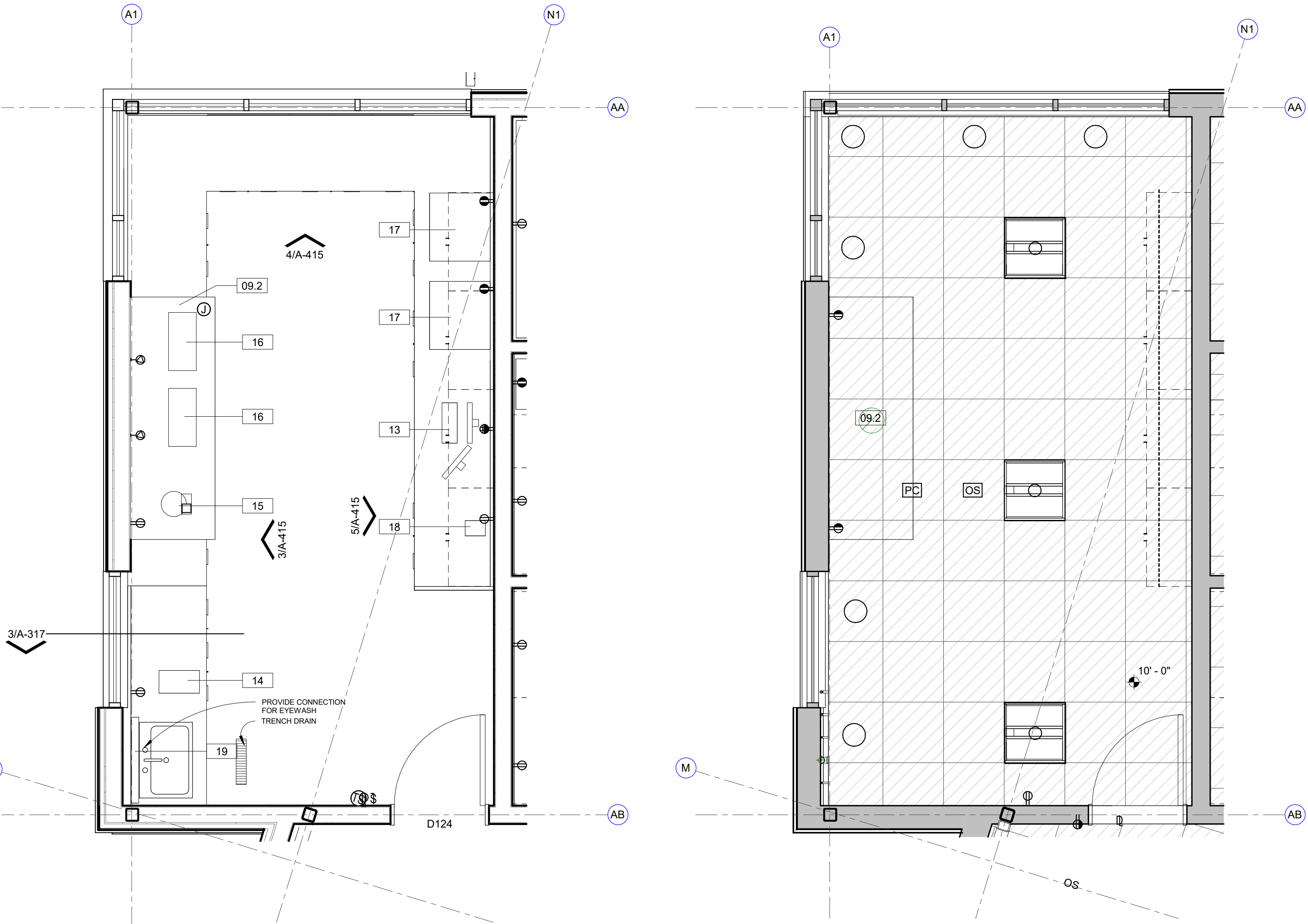


5 INTERIOR ELEVATION
LAB CHLORINE NORTH
3/8" = 1'-0"

EQUIPMENT SCHEDULE									
MARK	DESCRIPTION	MANUFACTURER	MODEL	ROOM LOCATION	FURNISH / INSTALL	LENGTH	HEIGHT	DEPTH	COMMENTS
<varies>	<varies>	<varies>	<varies>						
01	AUTO SAMPLER			ANION, M. ANALYSIS		1' 6"	2' 4"	2' 0"	
02	RFCI MODULE			ANION		1' 0"	2' 4"	2' 0"	
03	WASTE CONTAINER			ANION					
04	SKALAR			BOD/CHLORINE					
05	PH METER			BOD/CHLORINE					
06	BOD PROBE			BOD/CHLORINE					
07	STIRRER - SM								
08	STIRRER - LG								
09.1	6' FUME HOOD ACID / ETCHING			METAL PREP	CFCI				
09.2	8' FUME HOOD ACID / ETCHING			TKN	CFCI				
09.3	4' FUME HOOD - GENERAL PURPOSE			BOD/CHLORINE	CFCI				
09.4	8' FUME HOOD - GENERAL PURPOSE			CHLOROPHYLL, OPEN LAB	CFCI				
10	EXHAUST VENT HOOD			AUTOCLAVE	CFCI				
11	STERILIZER			AUTOCLAVE					
12	MIELE DISHWASHER			AUTOCLAVE					
13	DESKTOP COMPUTER SCREEN WITH KEYBOARD			VARIES	OFOI				
14	WATER POLISHER			TKN, METAL PREP, MICRO			3' 2"		
15	HOT PLATE			TKN, OPEN LAB, MICRO					
16	DIGESTION BLOCK			TKN					
17	ANALYZER			TKN					
18	VORTEXER			TKN					
19	DRYING RACK			TKN	OFCI				PROVIDE WALL BLOCKING
20	ULTRA LOW FREEZER			BST					
21	QIACUBE CONNECT			BST					
22	PLATE SPINNER			BST					
23	NANODROP			BST					
24	BEAD RUPTOR			BST					
25	CENTRIFUGE			BST					
26	PCR HOOD			BST					
27	ULTRALOW FREEZER			BST					
28	FILTER APPARATUS			BST					
29	MS - CHILLER			METAL PREP					
30	SONICATOR			METAL PREP					
31	PREP STATION - ICP MS			METAL PREP					
32	WATER JACKETED INCUBATORS			MICRO					
33	AIR INCUBATER			MICRO					
34	WATER BATHS			MICRO					
35	UV BOX			MICRO					
36	QUEBEC COLONY COUNTER			MICRO					
37	QUANTI - TRAY SEALER			MICRO					
38	BT SURE INCUBATER			MICRO					
39	REFRIGERATOR			MICRO					
40	DIGIPREP HOT BLOCK			METAL PREP					
41	LAB CART			SAMPLE STORAGE					
42	SAMPLE STORAGE FRIDGE			SAMPLE STORAGE					
43	LAB FREEZER CHEST			AUTOCLAVE					
44	NITROGEN TANKS			BST					
45	TURBIDMETER			OPEN LAB					
46	BURETTE STAND			OPEN LAB					
47	OVEN - LARGE			OPEN LAB					
48	OVEN - SMALL			OPEN LAB					
49	TELEDYNE TEKMAR			OPEN LAB					
50	ISEMETER			OPEN LAB					
51	SPECTROPHOTOMETER			OPEN LAB					
52	VACUUM PUMP			OPEN LAB					
53	ARGON TANKS			M. ANALYSIS					
54	OES - CHILLER			M. ANALYSIS					
56	HELIUM TANK			M. ANALYSIS					
57	BALANCE			M. ANALYSIS					
58	REFRIGERATOR			BALANCE					
59	INCUBATER								
60	TISSURE GRINDER								
61	CENTRIFUGE			CHLOROPHYLL					
62	FILTRATION JUG			CHLOROPHYLL					
63	3-PORT FILTRATION MANIFOLD			CHLOROPHYLL					
64	MICRO BALANCE			BALANCE					
65	WATER DIGESTOR			BST					
66	PRINTER			MICRO					
67	QUANT STUDIO 6			BST					
FE	Non-Rated Wall, 1015 Steel, Flat Trim	Activar Construction Products Group	1015						
LS-1	Rounded Outrigger, Bullnose Fascias	Kawneer	Sunshade Linear Stonefront						

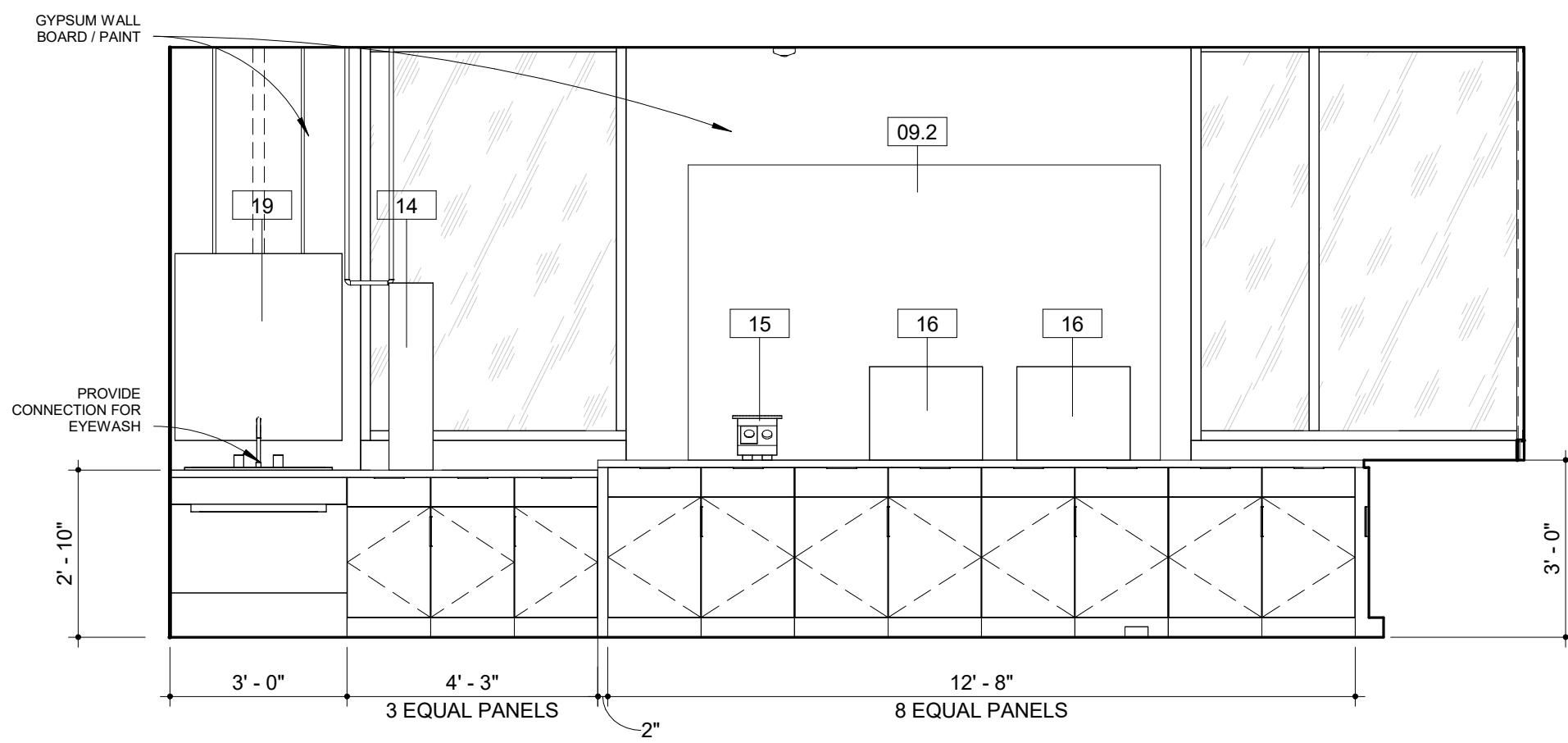


EQUIPMENT SCHEDULE									
MARK	DESCRIPTION	MANUFACTURER	MODEL	ROOM LOCATION	FURNISH / INSTALL	LENGTH	HEIGHT	DEPTH	COMMENTS
<varies>	<varies>	<varies>	<varies>						
01	AUTO SAMPLER			ANION, M. ANALYSIS		1' 6"	2' 4"	2' 0"	
02	RFCI MODULE			ANION		1' 0"	2' 4"	2' 0"	
03	WASTE CONTAINER			ANION					
04	SKALAR			BOD/CHLORINE					
05	PH METER			BOD/CHLORINE					
06	BOD PROBE			BOD/CHLORINE					
07	STIRRER - SM								
08	STIRRER - LG								
09.1	6' FUME HOOD ACID / ETCHING			METAL PREP	CFCI				
09.2	8' FUME HOOD ACID / ETCHING			TKN	CFCI				
09.3	4' FUME HOOD - GENERAL PURPOSE			BOD/CHLORINE	CFCI				
09.4	6' FUME HOOD - GENERAL PURPOSE			CHLOROPHYLL, OPEN LAB	CFCI				
10	EXHAUST VENT HOOD			AUTOCLAVE	CFCI				
11	STERILIZER			AUTOCLAVE					
12	MIELE DISHWASHER			AUTOCLAVE					
13	DESKTOP COMPUTER SCREEN WITH KEYBOARD			VARIES	OFOI				
14	WATER POLISHER			TKN, METAL PREP, MICRO			3' 2"		
15	HOT PLATE			TKN, OPEN LAB, MICRO					
16	DIGESTION BLOCK			TKN					
17	ANALYZER			TKN					
18	VORTEXER			TKN					
19	DRYING RACK			TKN	OFCI				PROVIDE WALL BLOCKING
20	ULTRA LOW FREEZER			BST					
21	DIAGNOSTIC CONNECT			BST					
22	PLATE SPINNER			BST					
23	NANODROP			BST					
24	BEAD RUPTOR			BST					
25	CENTRIFUGE			BST					
26	PCR HOOD			BST					
27	ULTRALOW FREEZER			BST					
28	FILTER APPARATUS			BST					
29	MS - CHILLER			METAL PREP					
30	SONICATOR			METAL PREP					
31	PREP STATION - ICP MS			METAL PREP					
32	WATER JACKETED INCUBATORS			MICRO					
33	AIR INCUBATOR			MICRO					
34	WATER BATHS			MICRO					
35	UV BOX			MICRO					
36	QUEBEC COLONY COUNTER			MICRO					
37	QUANTI - TRAY SEALER			MICRO					
38	BT SURE INCUBATOR			MICRO					
39	REFRIGERATOR			MICRO					
40	DIGIPREP HOT BLOCK			METAL PREP					
41	LAB CART			SAMPLE STORAGE					
42	SAMPLE STORAGE FRIDGE			SAMPLE STORAGE					
43	LAB FREEZER CHEST			AUTOCLAVE					
44	NITROGEN TANKS			BST					
45	TURBIDIMETER			OPEN LAB					
46	BURETTE STAND			OPEN LAB					
47	OVEN - LARGE			OPEN LAB					
48	OVEN - SMALL			OPEN LAB					
49	TELEDYNE TEKMAR			OPEN LAB					
50	IDEMETER			OPEN LAB					
51	SPECTROPHOTOMETER			OPEN LAB					
52	VACUUM PUMP			OPEN LAB					
53	ARGON TANKS			M. ANALYSIS					
54	OES - CHILLER			M. ANALYSIS					
55	HELIUM TANK			M. ANALYSIS					
57	BALANCE			BALANCE					
58	REFRIGERATOR								
59	INCUBATOR								
60	TISSURE GRINDER			CHLOROPHYLL					
61	CENTRIFUGE			CHLOROPHYLL					
62	FILTRATION JUG			CHLOROPHYLL					
63	3-PORT FILTRATION MANIFOLD			CHLOROPHYLL					
64	MICRO BALANCE			BALANCE					
65	WATER DIGESTOR			BST					
66	PRINTER			MICRO					
67	QUANT STUDIO 6			BST					
FE	Non-Rated Wall, 1015 Steel, Flat Trim	Activar Construction Products Group	1015						
LS-1	Rounded Outrigger, Bullnose Fascias	Kawneer	Sunshade Linear Storefront						

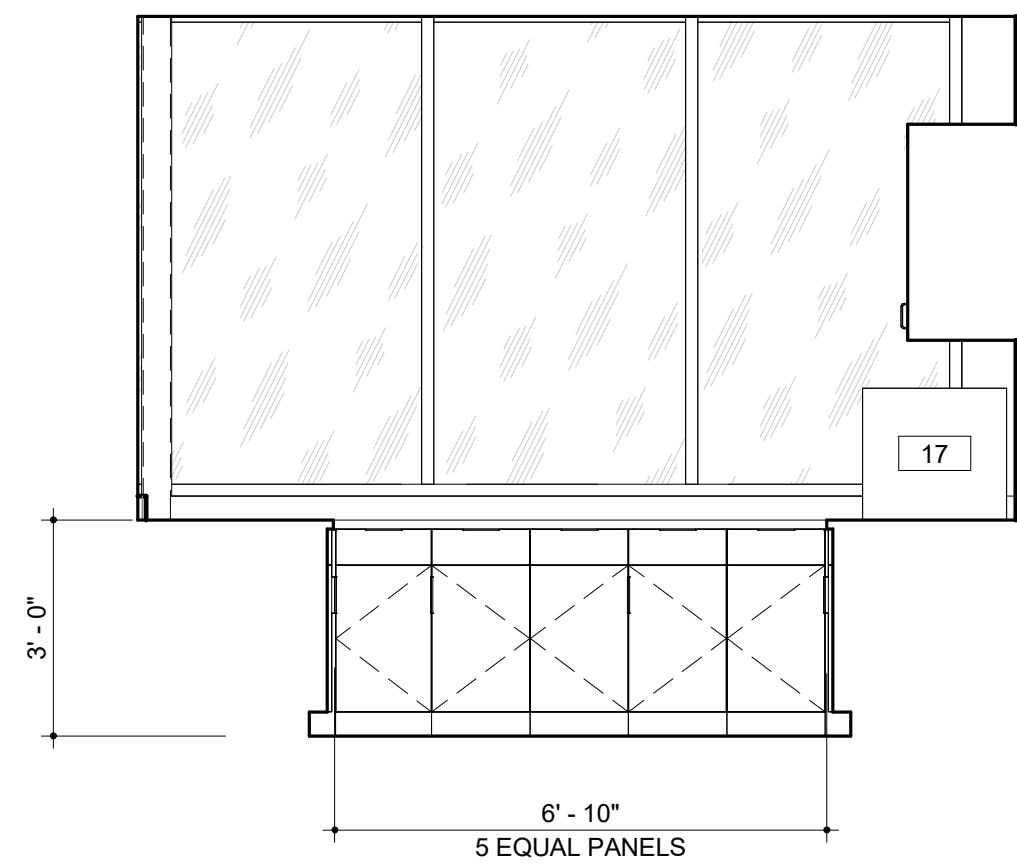


1 ENLARGED PLAN
TKN LAB
3/8" = 1'-0"

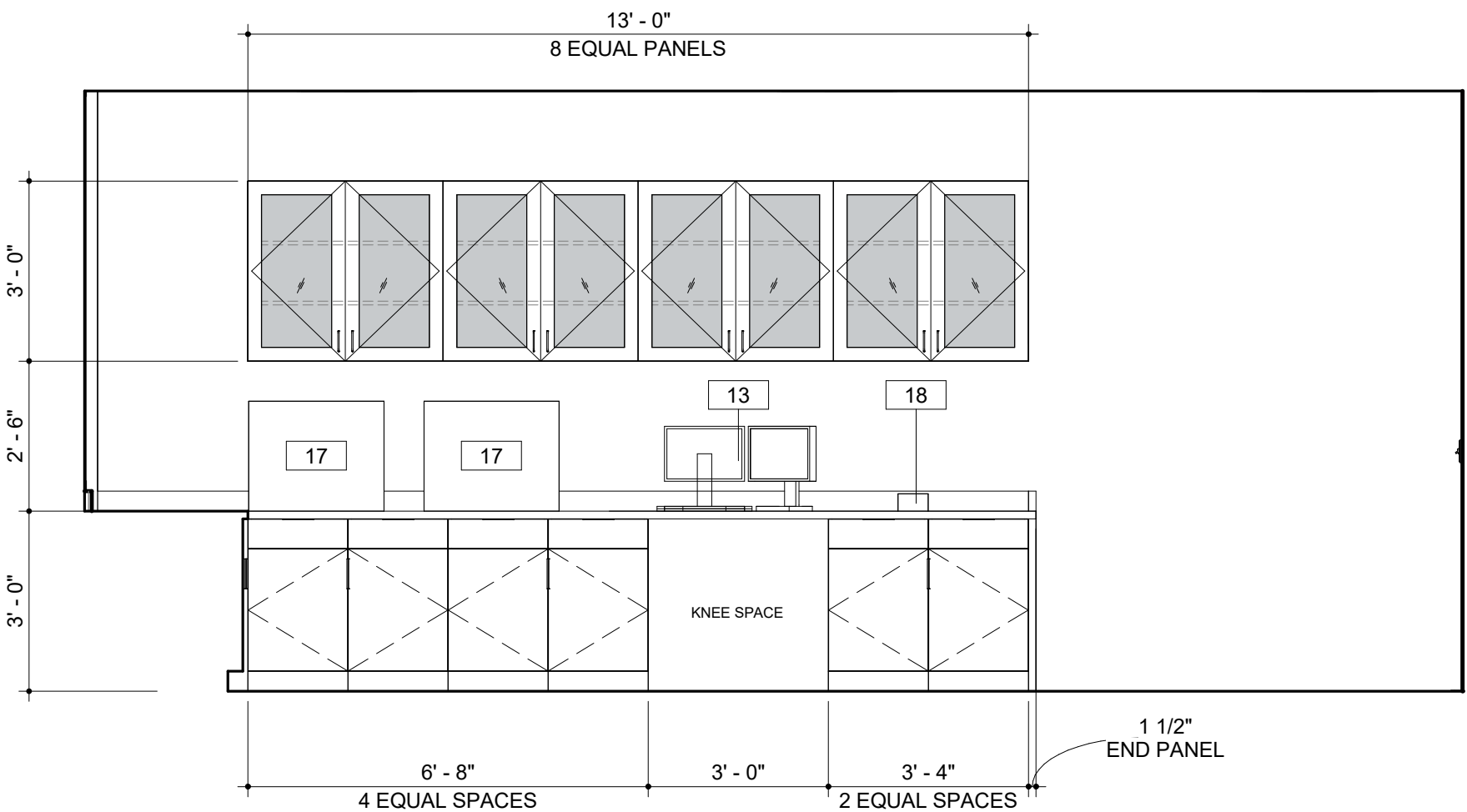
2 REFLECTED CEILING PLAN
TKN LAB
3/8" = 1'-0"



3 INTERIOR ELEVATION
LAB TKN WEST
3/8" = 1'-0"

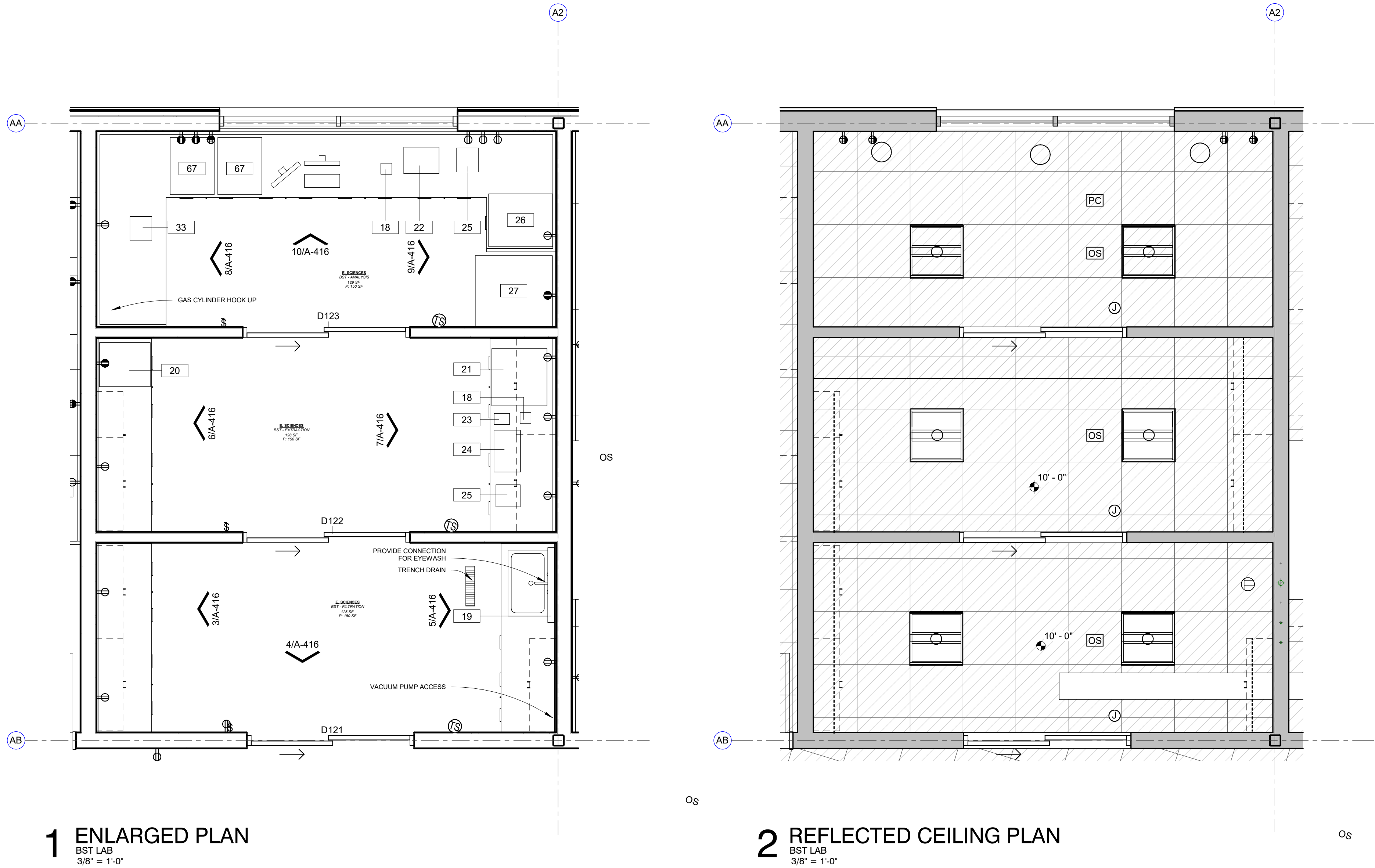


4 INTERIOR ELEVATION
LAB TKN NORTH
3/8" = 1'-0"

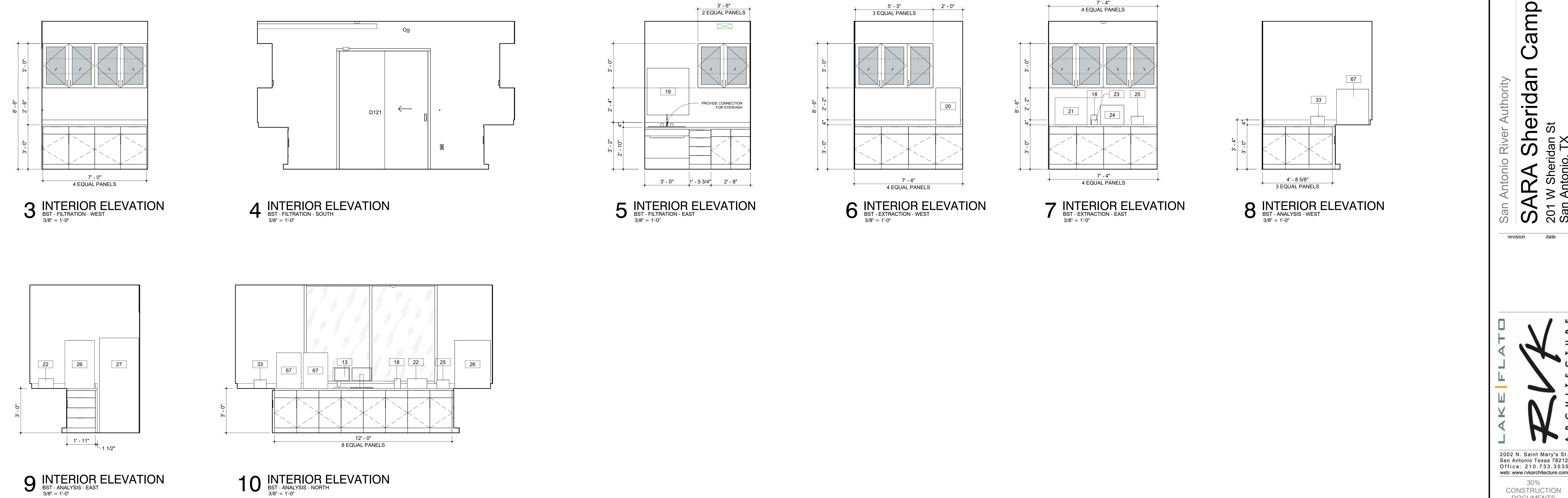


5 INTERIOR ELEVATION
LAB TKN EAST
3/8" = 1'-0"

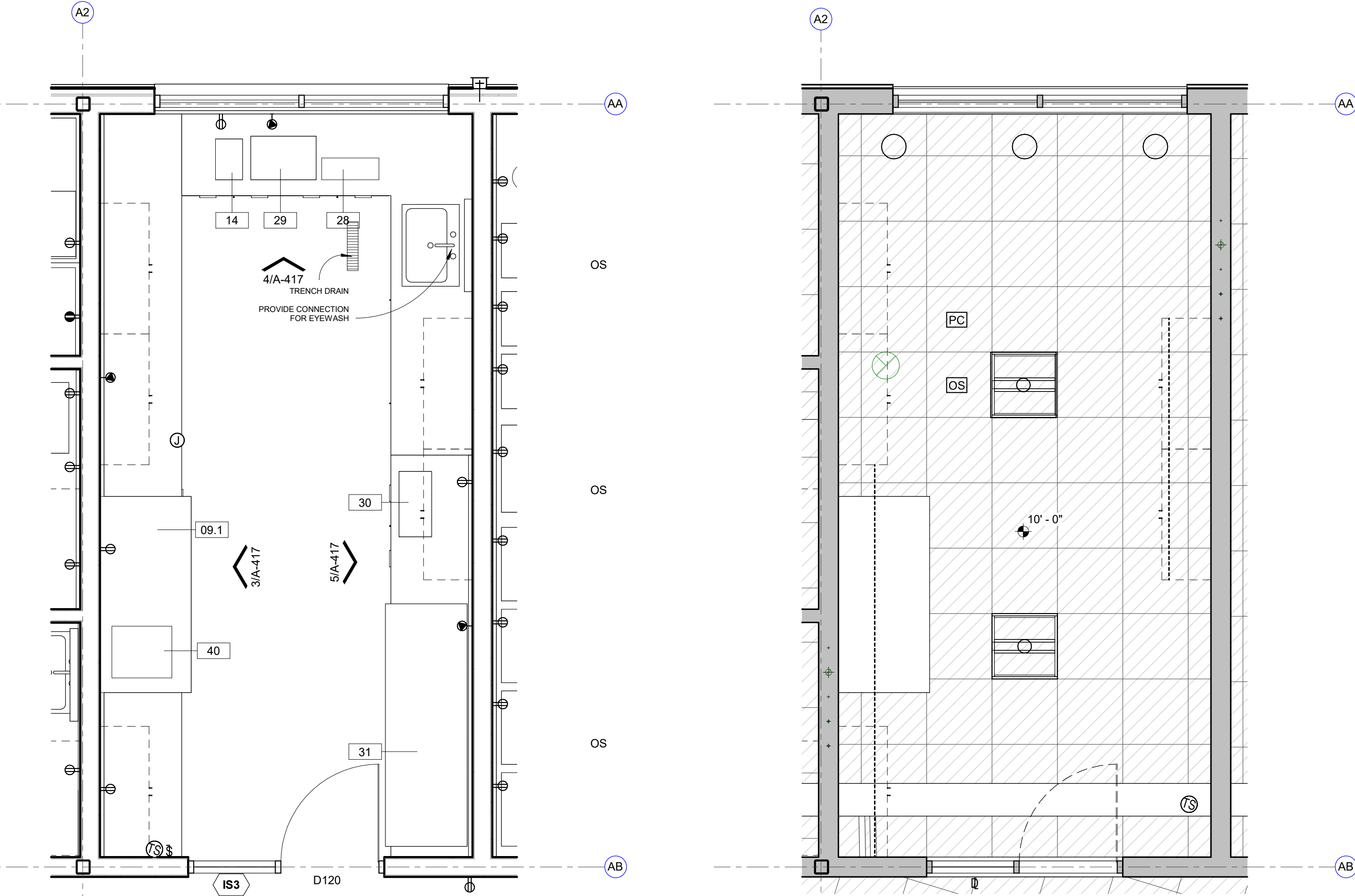
EQUIPMENT SCHEDULE										
MARK	DESCRIPTION	MANUFACTURER	MODEL	ROOM LOCATION	FURNISH / INSTALL	LENGTH	HEIGHT	DEPTH	COMMENTS	
	<varies>	<varies>	<varies>							
01	AUTO SAMPLER			ANION, M. ANALYSIS		1' 6"	2' 4"	2' 0"		
02	RFCI MODULE			ANION		1' 0"	2' 4"	2' 0"		
03	WASTE CONTAINER			ANION						
04	SKALAR			BOD/CHLORINE						
05	PH METER			BOD/CHLORINE						
06	BOD PROBE			BOD/CHLORINE						
07	STIRRER - SM									
08	STIRRER - LG									
09.1	6' FUME HOOD ACID / ETCHING			METAL PREP	CFCI					
09.2	8' FUME HOOD ACID / ETCHING			TKN	CFCI					
09.3	4' FUME HOOD - GENERAL PURPOSE			BOD/CHLORINE	CFCI					
09.4	6' FUME HOOD - GENERAL PURPOSE			CHLOROPHYLL, OPEN LAB	CFCI					
10	EXHAUST VENT HOOD			AUTOCLAVE	CFCI					
11	STERILIZER			AUTOCLAVE						
12	MIELE DISHWASHER			AUTOCLAVE						
13	DESKTOP COMPUTER SCREEN WITH KEYBOARD			VARIES	OFOI					
14	WATER POLISHER			TKN, METAL PREP, MICRO			3' 2"			
15	HOT PLATE			TKN, OPEN LAB, MICRO						
16	DIGESTION BLOCK			TKN						
17	ANALYZER			TKN						
18	VORTEXER			TKN						
19	DRYING RACK			TKN	OFCI				PROVIDE WALL BLOCKING	
20	ULTRA LOW FREEZER			BST						
21	QIACUBE CONNECT			BST						
22	PLATE SPINNER			BST						
23	NANODROP			BST						
24	BEAD RUPTOR			BST						
25	CENTRIFUGE			BST						
26	PCR HOOD			BST						
27	ULTRALOW FREEZER			BST						
28	FILTER APPARATUS			BST						
29	MS - CHILLER			METAL PREP						
30	SONICATOR			METAL PREP						
31	PREP STATION - ICP MS			METAL PREP						
32	WATER JACKETED INCUBATORS			MICRO						
33	AIR INCUBATER			MICRO						
34	WATER BATHS			MICRO						
35	UV BOX			MICRO						
36	QUEBEC COLONY COUNTER			MICRO						
37	QUANTI - TRAY SEALER			MICRO						
38	BT SURE INCUBATER			MICRO						
39	REFRIGERATOR			MICRO						
40	DIGIPREP HOT BLOCK			METAL PREP						
41	LAB CART			SAMPLE STORAGE						
42	SAMPLE STORAGE FRIDGE			SAMPLE STORAGE						
43	LAB FREEZER CHEST			AUTOCLAVE						
44	NITROGEN TANKS			BST						
45	TURBIDMETER			OPEN LAB						
46	BURETTE STAND			OPEN LAB						
47	OVEN - LARGE			OPEN LAB						
48	OVEN - SMALL			OPEN LAB						
49	TELEDYNE TEKMAR			OPEN LAB						
50	ISEMETER			OPEN LAB						
51	SPECTROPHOTOMETER			OPEN LAB						
52	VACUUM PUMP			OPEN LAB						
53	ARGON TANKS			M. ANALYSIS						
54	OES - CHILLER			M. ANALYSIS						
56	HELIUM TANK			M. ANALYSIS						
57	BALANCE			BALANCE						
58	REFRIGERATOR									
59	INCUBATER									
60	TISSURE GRINDER			CHLOROPHYLL						
61	CENTRIFUGE			CHLOROPHYLL						
62	FILTRATION JUG			CHLOROPHYLL						
63	3-PORT FILTRATION MANIFOLD			CHLOROPHYLL						
64	MICRO BALANCE			BALANCE						
65	WATER DIGESTOR			BST						
66	PRINTER			MICRO						
67	QUANT STUDIO 6			BST						
FE	Non-Rated Wall, 1015 Steel, Flat Trim	Activar Construction Products Group	1015							
LS-1	Rounded Outrigger, Bullnose Fascias	Kawneer	Sunshade Linear Storefront							



EQUIPMENT SCHEDULE									
MARK	DESCRIPTION	MANUFACTURER	MODEL	ROOM LOCATION	FURNISH / INSTALL	LENGTH	HEIGHT	DEPTH	COMMENTS
<varies>	<varies>	<varies>	<varies>						
01	AUTO SAMPLER			ANION, M. ANALYSIS		1' 6"	2' 4"	2' 0"	
02	RFCI MODULE			ANION		1' 0"	2' 4"	2' 0"	
03	WASTE CONTAINER								
04	SKALAR			BOD/CHLORINE					
05	PH METER			BOD/CHLORINE					
06	BOD PROBE			BOD/CHLORINE					
07	STIRRER - SM								
08	STIRRER - LG								
09.1	6' FUME HOOD ACID / ETCHING			METAL PREP	CFCI				
09.2	8' FUME HOOD ACID / ETCHING			TKN	CFCI				
09.3	4' FUME HOOD - GENERAL PURPOSE			BOD/CHLORINE	CFCI				
09.4	6' FUME HOOD - GENERAL PURPOSE			CHLOROPHYLL, OPEN LAB	CFCI				
10	EXHAUST VENT HOOD			AUTOClave	CFCI				
11	STERILIZER			AUTOClave					
12	MIELE DISHWASHER			AUTOClave					
13	DESKTOP COMPUTER SCREEN WITH KEYBOARD			VARIES	OFOI				
14	WATER POLISHER			TKN, METAL PREP, MICRO			3' 2"		
15	HOT PLATE			TKN, OPEN LAB, MICRO					
16	DIGESTION BLOCK			TKN					
17	ANALYZER			TKN					
18	VORTXER			TKN					
19	DRYING RACK			TKN	OFCI				PROVIDE WALL BLOCKING
20	ULTRA LOW FREEZER			BST					
21	QUACUBE CONNECT			BST					
22	PLATE SPINNER			BST					
23	NANODROP			BST					
24	BEAD RUPTOR			BST					
25	CENTRIFUGE			BST					
26	PCR HOOD			BST					
27	ULTRALOW FREEZER			BST					
28	FILTER APPARATUS			BST					
29	MS - CHILLER			METAL PREP					
30	SONICATOR			METAL PREP					
31	PREP STATION - ICP MS			METAL PREP					
32	WATER JACKETED INCUBATORS			MICRO					
33	AIR INCUBATOR			MICRO					
34	WATER BATHS			MICRO					
35	UV BOX			MICRO					
36	QUEBEC COLONY COUNTER			MICRO					
37	QUANTI - TRAY SEALER			MICRO					
38	BT SURE INCUBATOR			MICRO					
39	REFRIGERATOR			MICRO					
40	DIGIPREP HOT BLOCK			METAL PREP					
41	LAB CART			SAMPLE STORAGE					
42	SAMPLE STORAGE FRIDGE			SAMPLE STORAGE					
43	LAB FREEZER CHEST			AUTOClave					
44	NITROGEN TANKS			BST					
45	TURBIDIMETER			OPEN LAB					
46	BURETTE STAND			OPEN LAB					
47	OVEN - LARGE			OPEN LAB					
48	OVEN - SMALL			OPEN LAB					
49	TELEDYNE TEKMAR			OPEN LAB					
50	ISEMETER			OPEN LAB					
51	SPECTROPHOTOMETER			OPEN LAB					
52	VACUUM PUMP			OPEN LAB					
53	ARGON TANKS			M. ANALYSIS					
54	OES - CHILLER			M. ANALYSIS					
55	HELIUM TANK			M. ANALYSIS					
56	BALANCE			BALANCE					
57	REFRIGERATOR								
58	INCUBATOR								
59	TISSURE GRINDER			CHLOROPHYLL					
60	CENTRIFUGE			CHLOROPHYLL					
61	FILTRATION JUG			CHLOROPHYLL					
62	3-PORT FILTRATION MANIFOLD			CHLOROPHYLL					
63	MICRO BALANCE			BALANCE					
64	WATER DIGESTOR			BST					
65	PRINTER			MICRO					
66	QUANT STUDIO 6			BST					
FE	Non-Rated Wall, 1015 Steel, Flat Trim	Activar Construction Products Group	1015						
LS-1	Rounded Outrigger, Bullnose Fascias	Kawneer	Sunshade Linear Storefront						

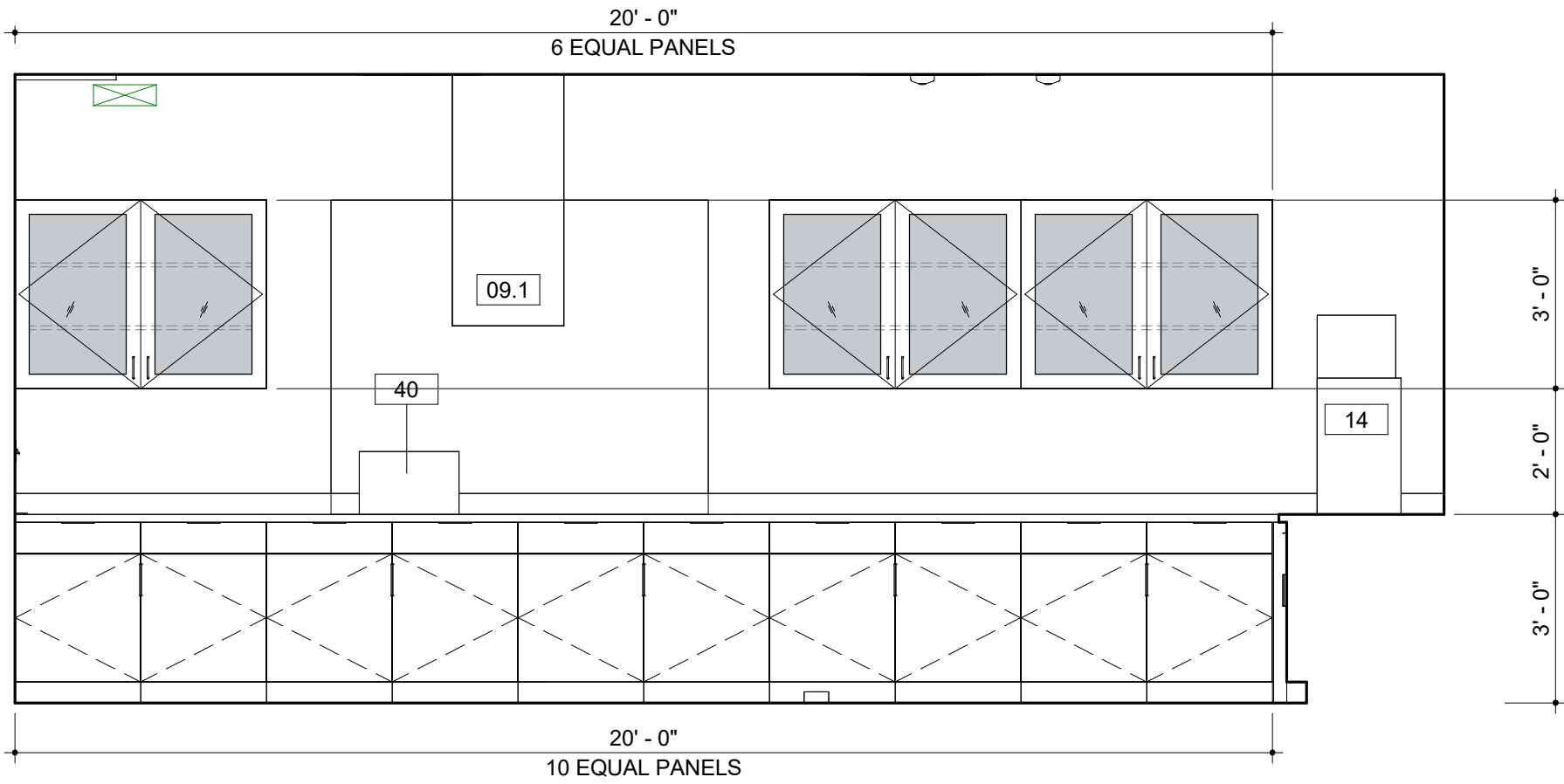


EQUIPMENT SCHEDULE									
MARK	DESCRIPTION	MANUFACTURER	MODEL	ROOM LOCATION	FURNISH / INSTALL	LENGTH	HEIGHT	DEPTH	COMMENTS
<varies>	<varies>	<varies>	<varies>						
01	AUTO SAMPLER			ANION, M. ANALYSIS		1' 6"	2' 4"	2' 0"	
02	RFOI MODULE			ANION		1' 0"	2' 4"	2' 0"	
03	WASTE CONTAINER			ANION					
04	SKALAR			BOD/CHLORINE					
05	PH METER			BOD/CHLORINE					
06	BOD PROBE			BOD/CHLORINE					
07	STIRRER - SM								
08	STIRRER - LG								
09.1	6' FUME HOOD ACID / ETCHING			METAL PREP	CFCI				
09.2	8' FUME HOOD ACID / ETCHING			TKN	CFCI				
09.3	4' FUME HOOD - GENERAL PURPOSE			BOD/CHLORINE	CFCI				
09.4	6' FUME HOOD - GENERAL PURPOSE			CHLOROPHYLL, OPEN LAB	CFCI				
10	EXHAUST VENT HOOD			AUTOCLAVE	CFCI				
11	STERILIZER			AUTOCLAVE					
12	MIELE DISHWASHER			AUTOCLAVE					
13	DESKTOP COMPUTER SCREEN WITH KEYBOARD			VARIES	OFOI				
14	WATER POLISHER			TKN, METAL PREP, MICRO			3' 2"		
15	HOT PLATE			TKN, OPEN LAB, MICRO					
16	DIGESTION BLOCK			TKN					
17	ANALYZER			TKN					
18	VORTEXER			TKN					
19	DRYING RACK			TKN	OFCI				PROVIDE WALL BLOCKING
20	ULTRA LOW FREEZER			BST					
21	QIACUBE CONNECT			BST					
22	PLATE SPINNER			BST					
23	NANOOROP			BST					
24	BEAD RUPTOR			BST					
25	CENTRIFUGE			BST					
26	PCR HOOD			BST					
27	ULTRALOW FREEZER			BST					
28	FILTER APPARATUS			BST					
29	MS - CHILLER			METAL PREP					
30	SONICATOR			METAL PREP					
31	PREP STATION - ICP-MS			METAL PREP					
32	WATER JACKETED INCUBATORS			MICRO					
33	AIR INCUBATER			MICRO					
34	WATER BATHS			MICRO					
35	UV BOX			MICRO					
36	QUEBEC COLONY COUNTER			MICRO					
37	QUANTI - TRAY SEALER			MICRO					
38	BT SURE INCUBATER			MICRO					
39	REFRIGERATOR			MICRO					
40	DIGIPREP HOT BLOCK			METAL PREP					
41	LAB CART			SAMPLE STORAGE					
42	SAMPLE STORAGE FRIDGE			SAMPLE STORAGE					
43	LAB FREEZER CHEST			AUTOCLAVE					
44	NITROGEN TANKS			BST					
45	TURBIDIMETER			OPEN LAB					
46	BURETTE STAND			OPEN LAB					
47	OVEN - LARGE			OPEN LAB					
48	OVEN - SMALL			OPEN LAB					
49	TELEDYNE TEKMAR			OPEN LAB					
50	ISEMETER			OPEN LAB					
51	SPECTROPHOTOMETER			OPEN LAB					
52	VACUUM PUMP			OPEN LAB					
53	ARGON TANKS			M. ANALYSIS					
54	OES - CHILLER			M. ANALYSIS					
56	HELIUM TANK			M. ANALYSIS					
57	BALANCE			BALANCE					
58	REFRIGERATOR								
59	INCUBATER								
60	TISSURE GRINDER			CHLOROPHYLL					
61	CENTRIFUGE			CHLOROPHYLL					
62	FILTRATION JUG			CHLOROPHYLL					
63	3-PORT FILTRATION MANIFOLD			CHLOROPHYLL					
64	MICRO BALANCE			BALANCE					
65	WATER DIGESTOR			BST					
66	PRINTER			MICRO					
67	QUANT STUDIO 8			BST					
FE	Non-Rated Wall, 1015 Steel, Flat Trim	Activar Construction Products Group	1015						
LS-1	Rounded Outrigger, Bullnose Fascias	Kawneer	Sunshade Linear Storefront						

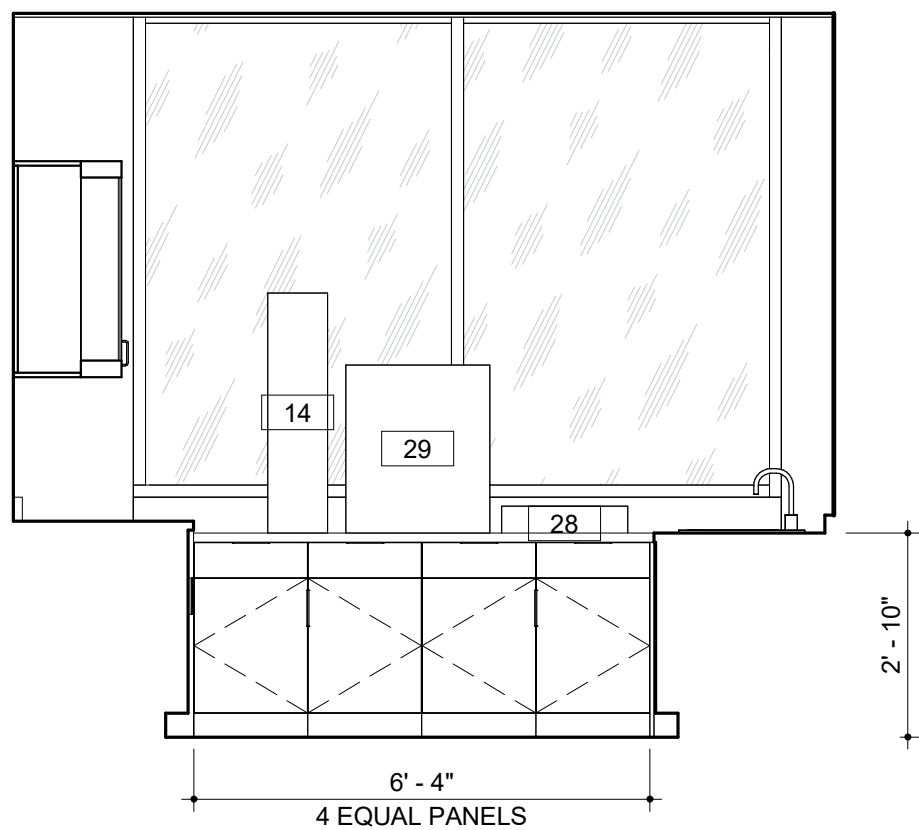


1 ENLARGED PLAN
M. PREP
3/8" = 1'-0"

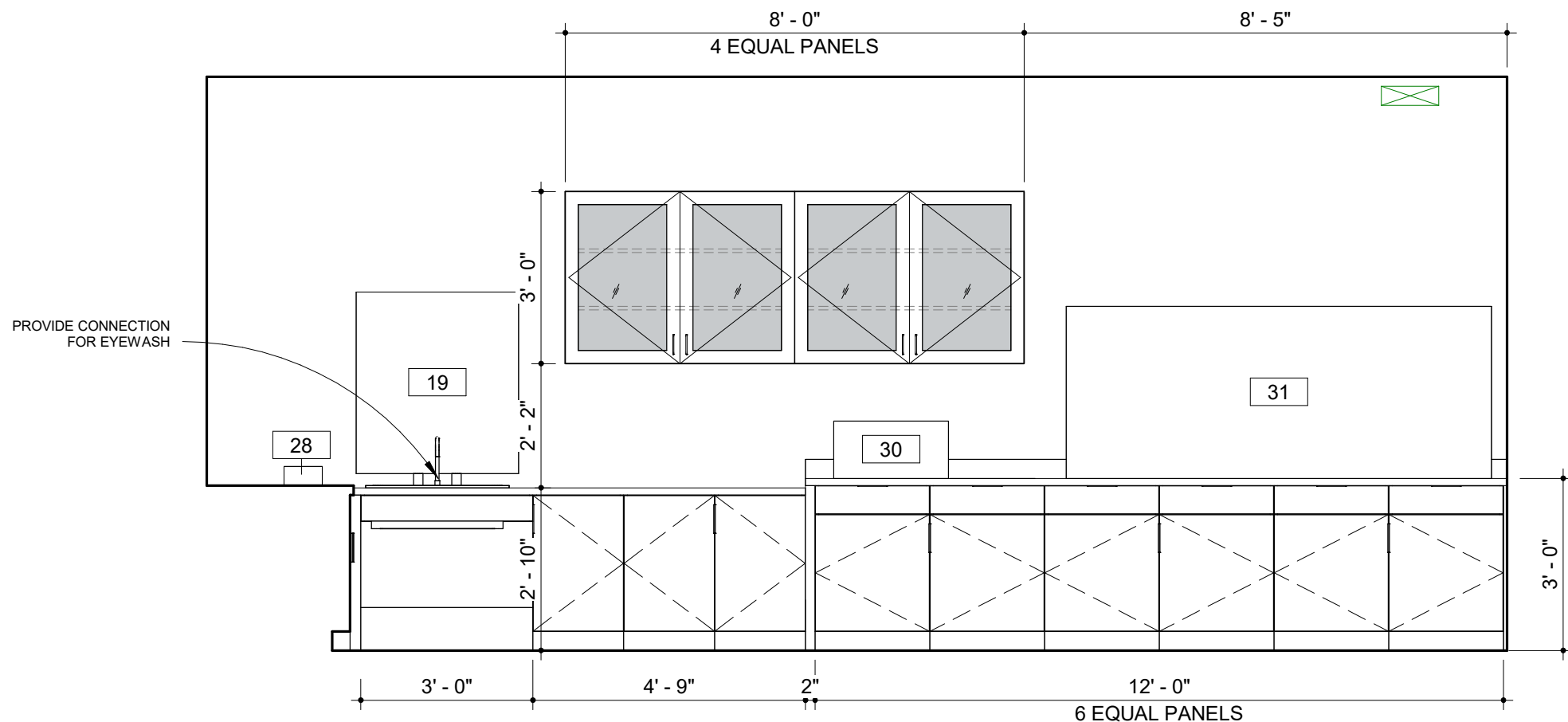
2 REFLECTED CEILING PLAN
M. PREP
3/8" = 1'-0"



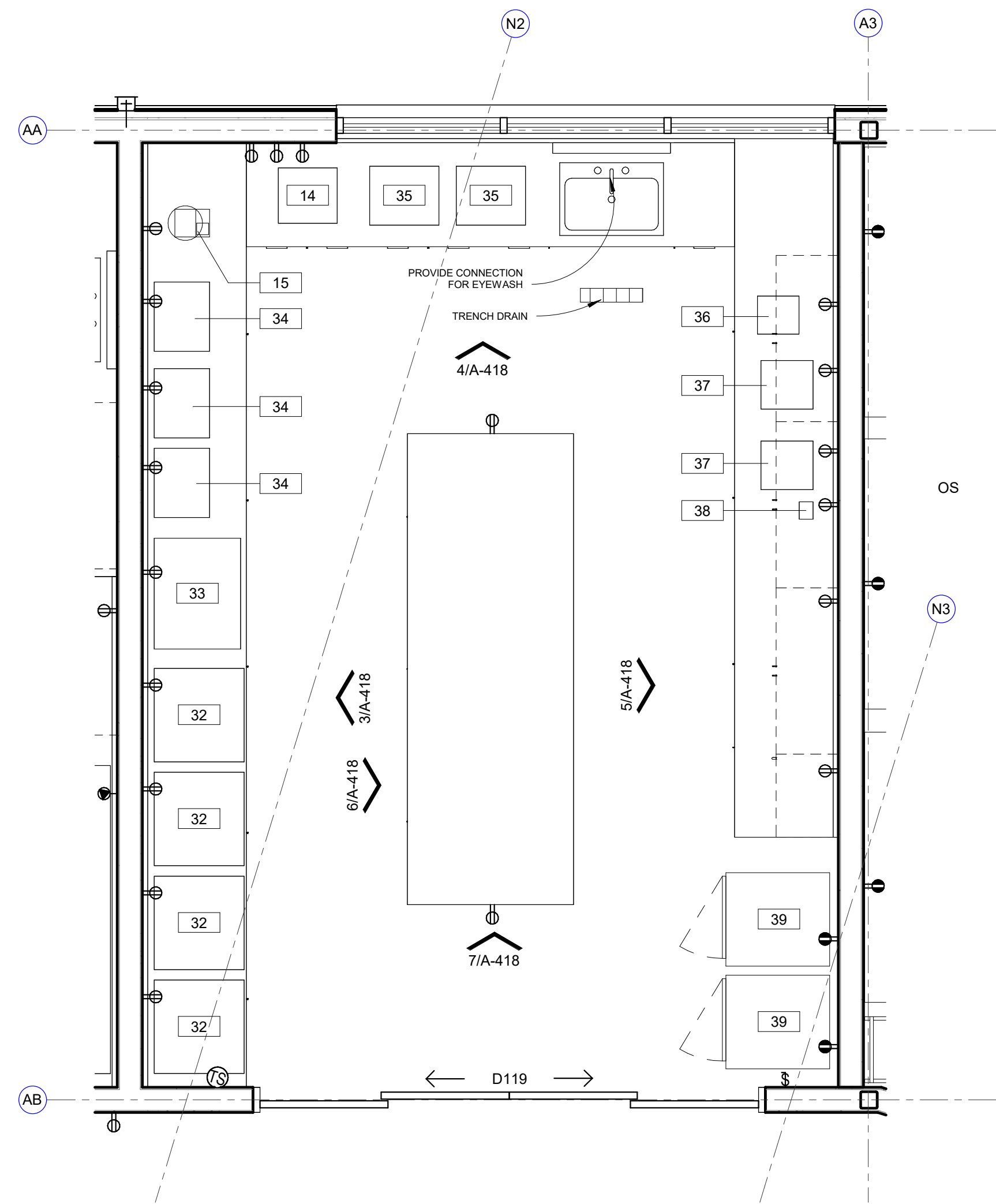
3 INTERIOR ELEVATION
LAB M. PREP WEST
3/8" = 1'-0"



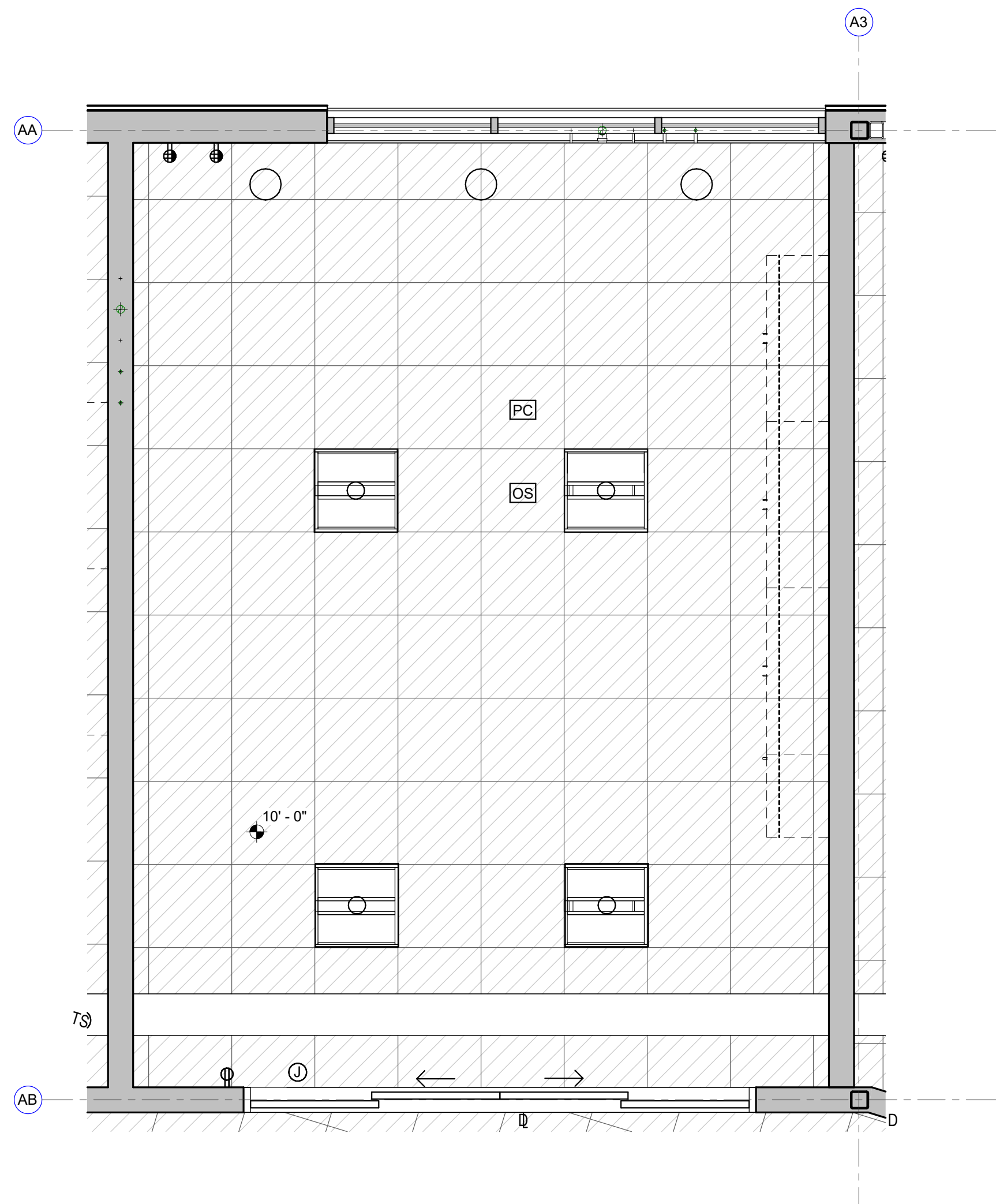
4 INTERIOR ELEVATION
LAB M. PREP NORTH
3/8" = 1'-0"



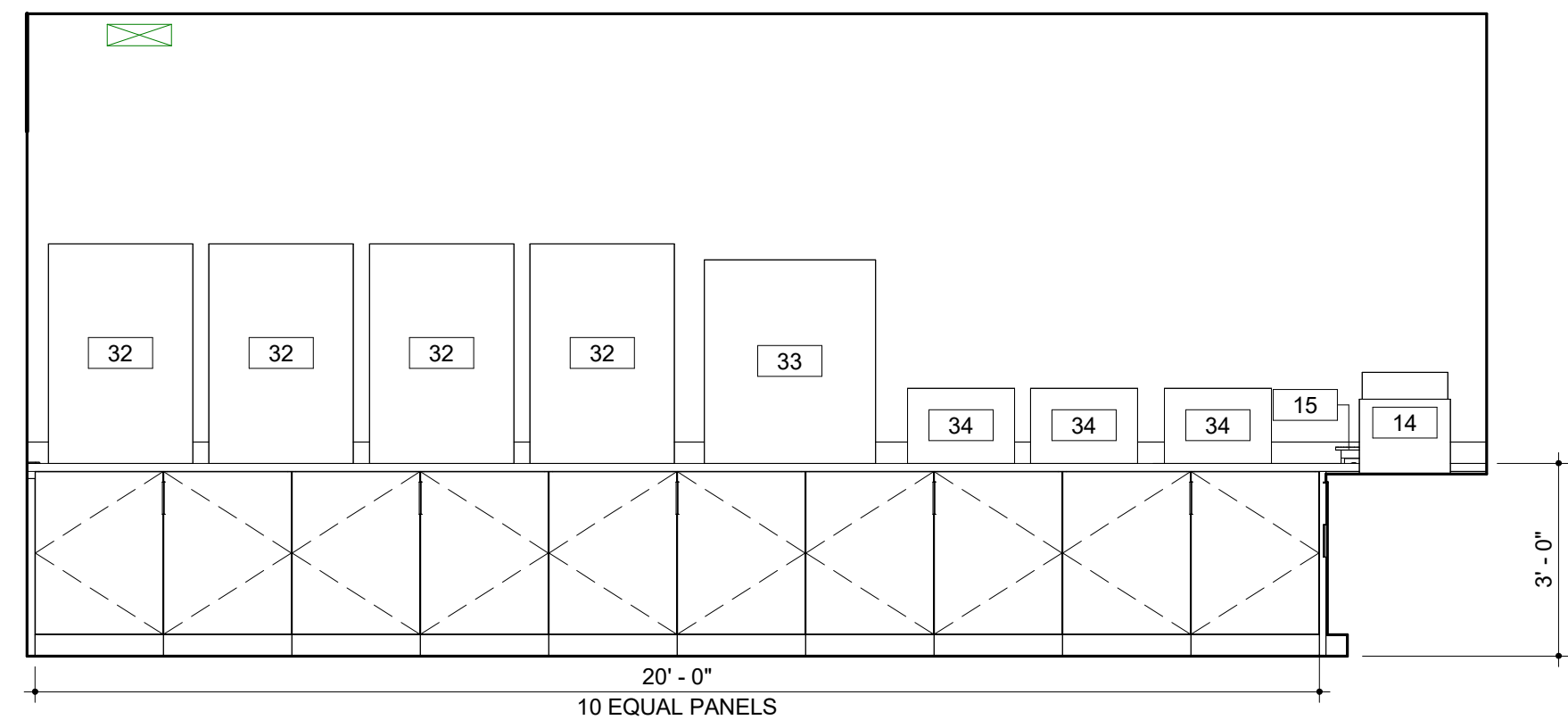
5 INTERIOR ELEVATION
LAB M. PREP EAST
3/8" = 1'-0"



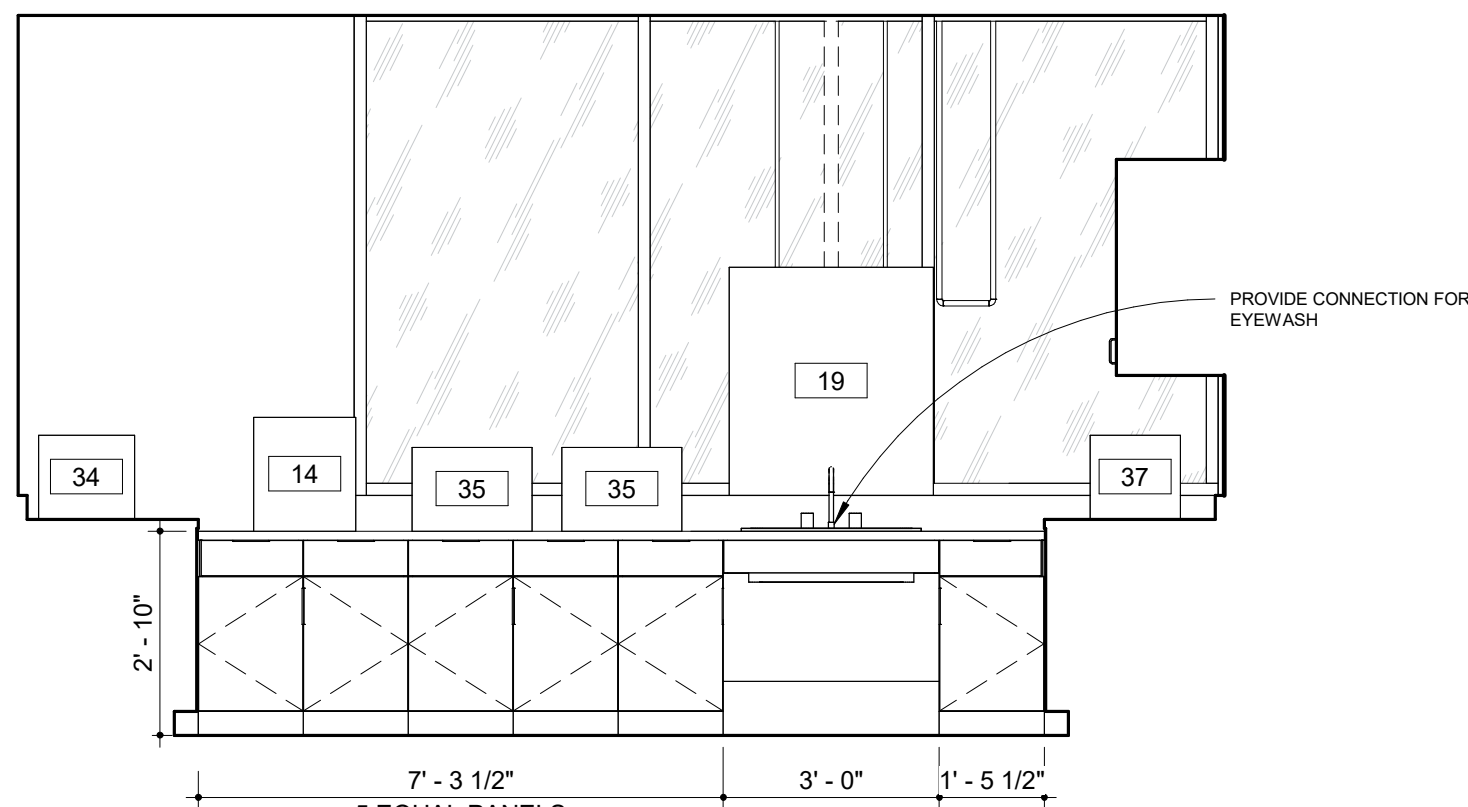
1 ENLARGED PLAN
MICRO
3/8" = 1'-0"



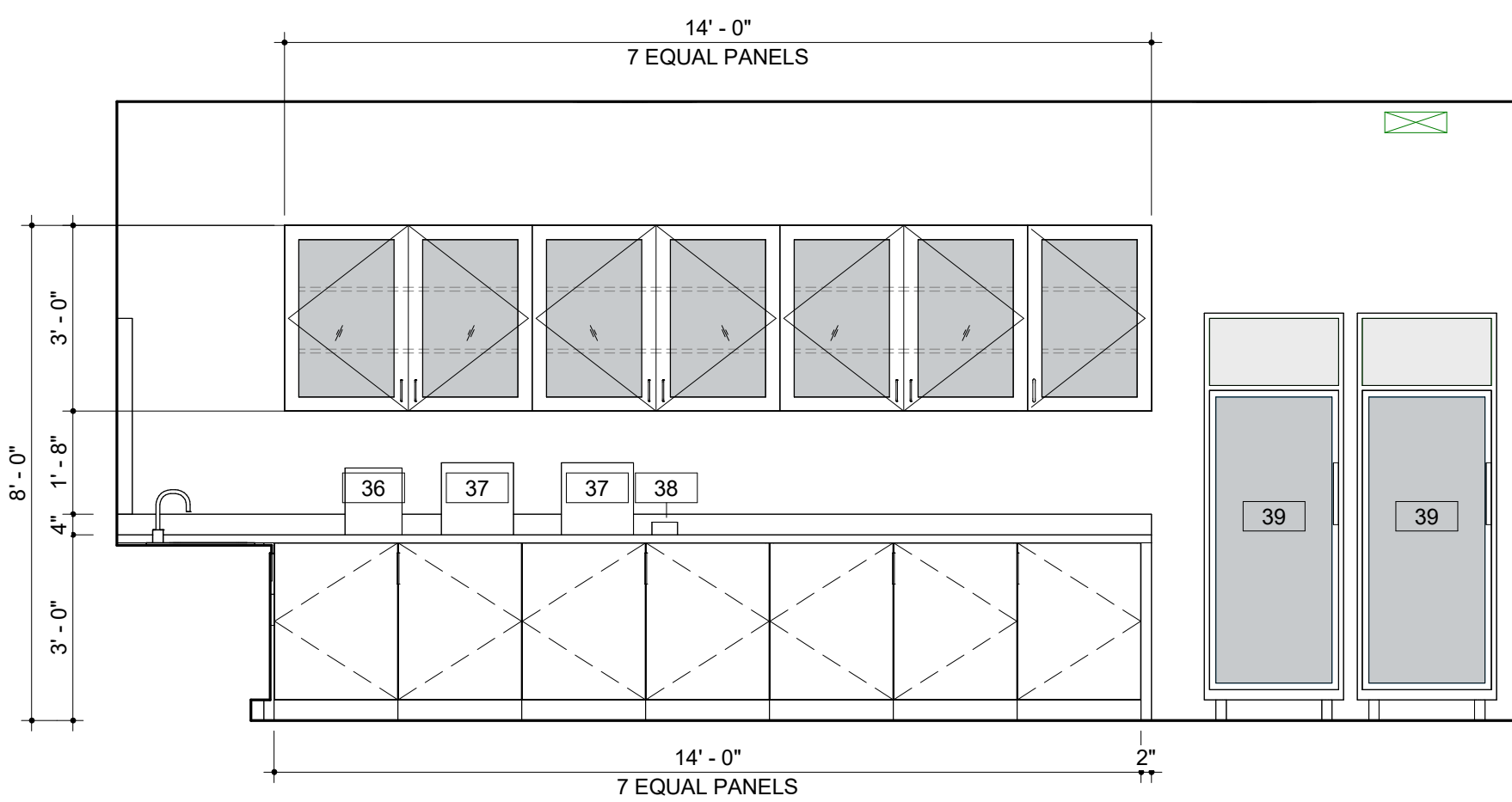
2 REFLECTED CEILING PLAN
MICRO
3/8" = 1'-0"



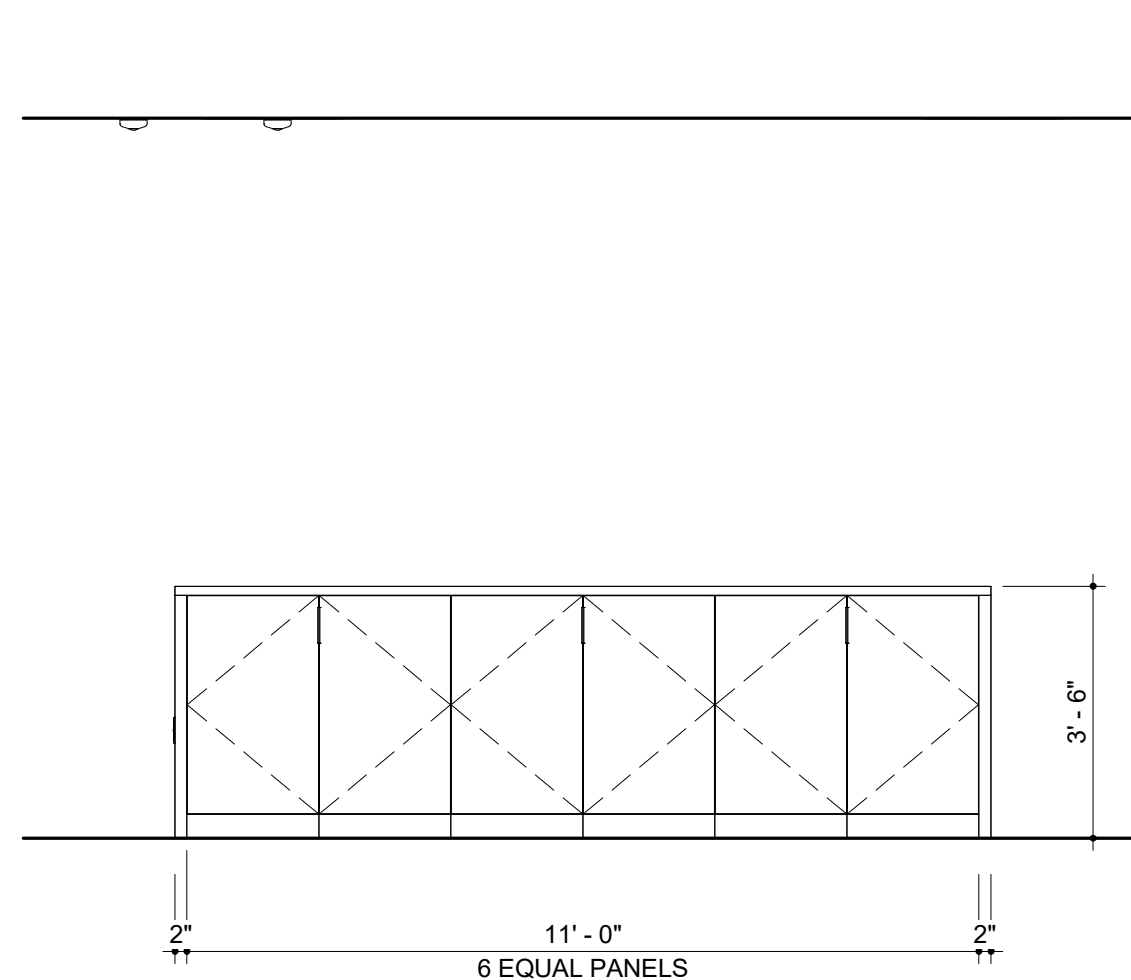
3 INTERIOR ELEVATION
LAB MICRO WEST
3/8" = 1'-0"



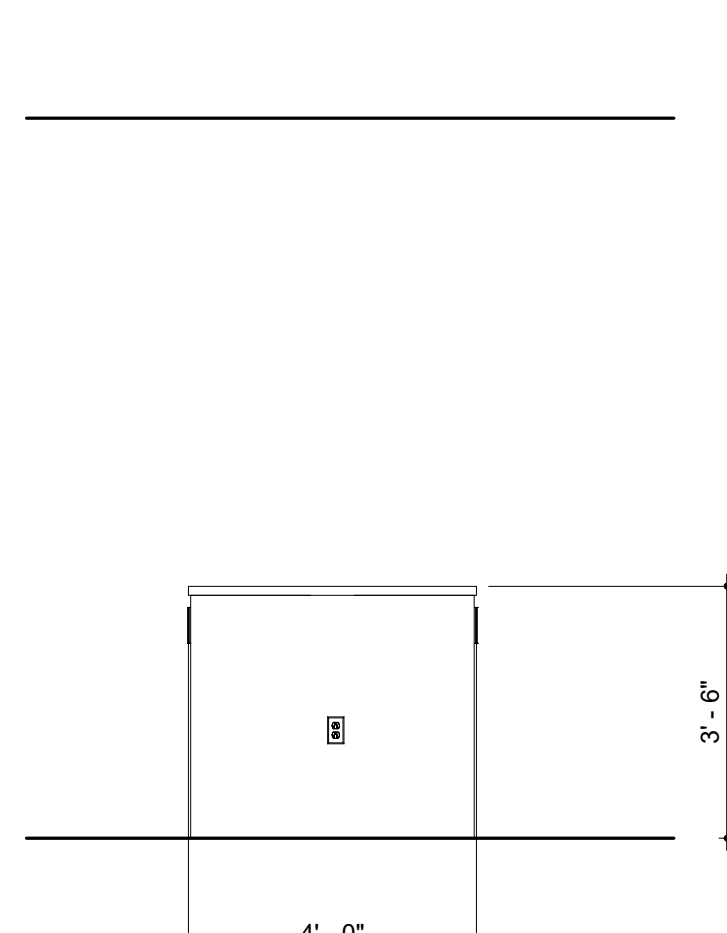
4 INTERIOR ELEVATION
LAB MICRO NORTH
3/8" = 1'-0"



5 INTERIOR ELEVATION
LAB MICRO EAST
3/8" = 1'-0"

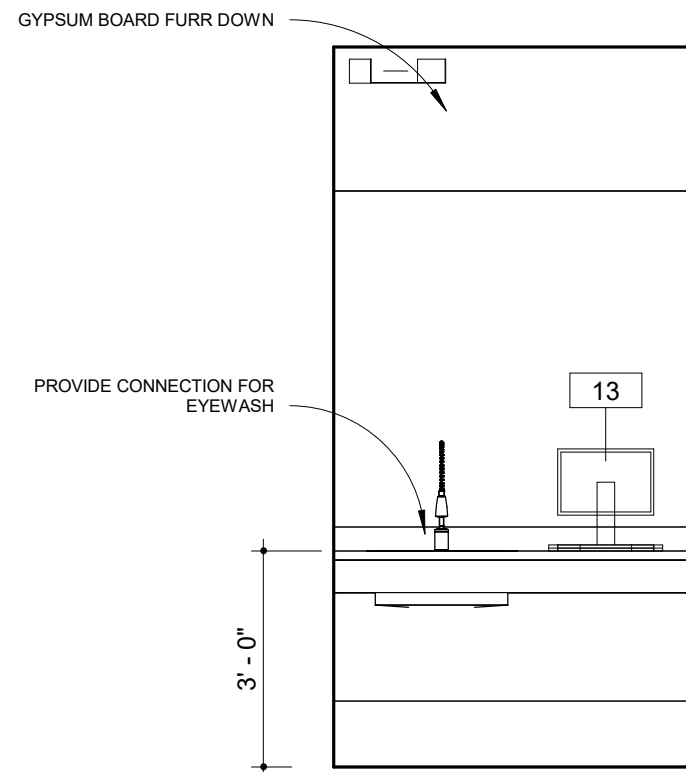
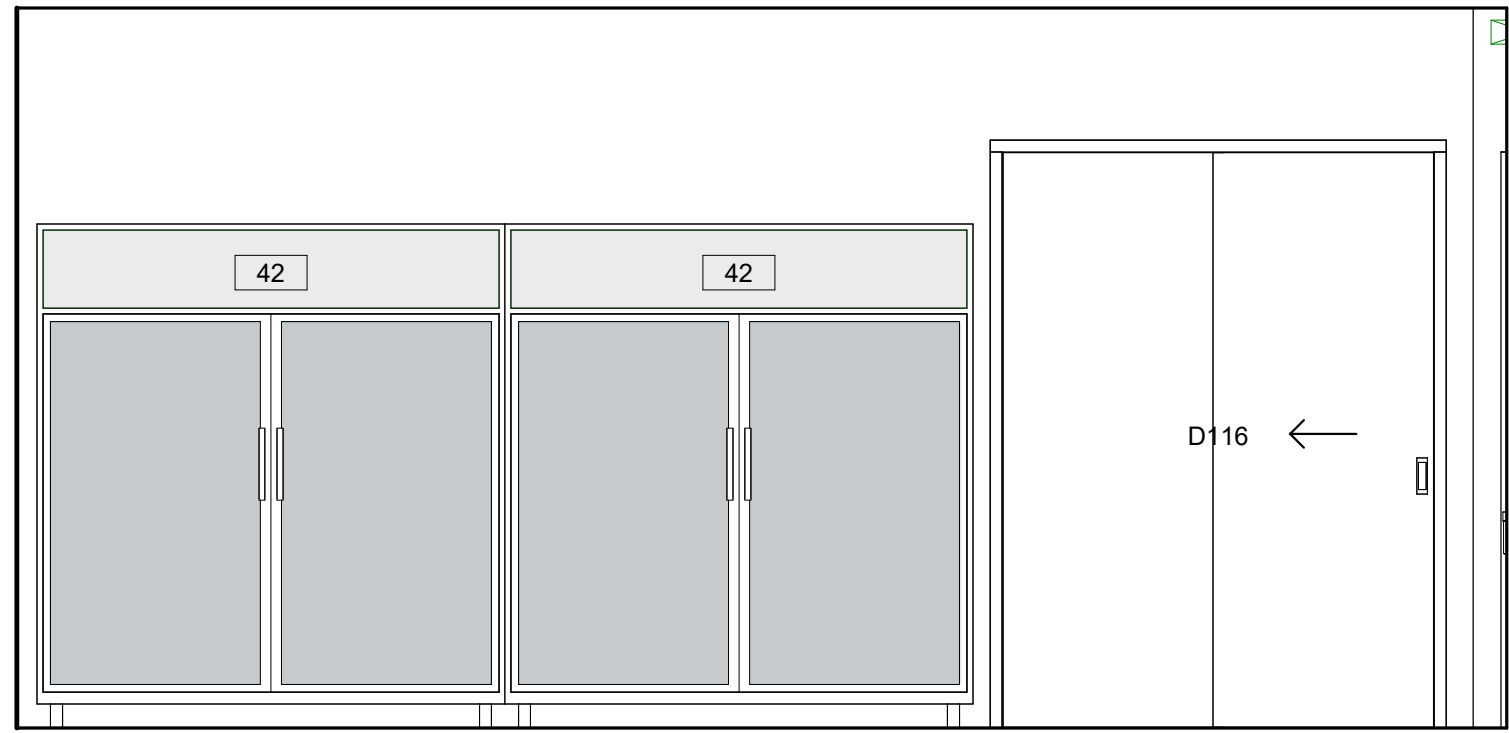
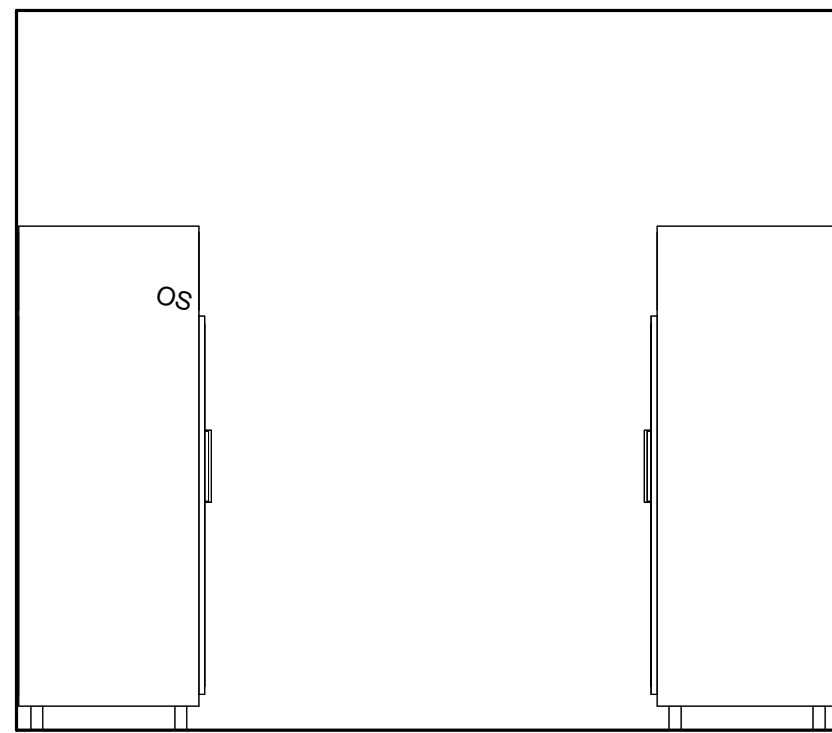
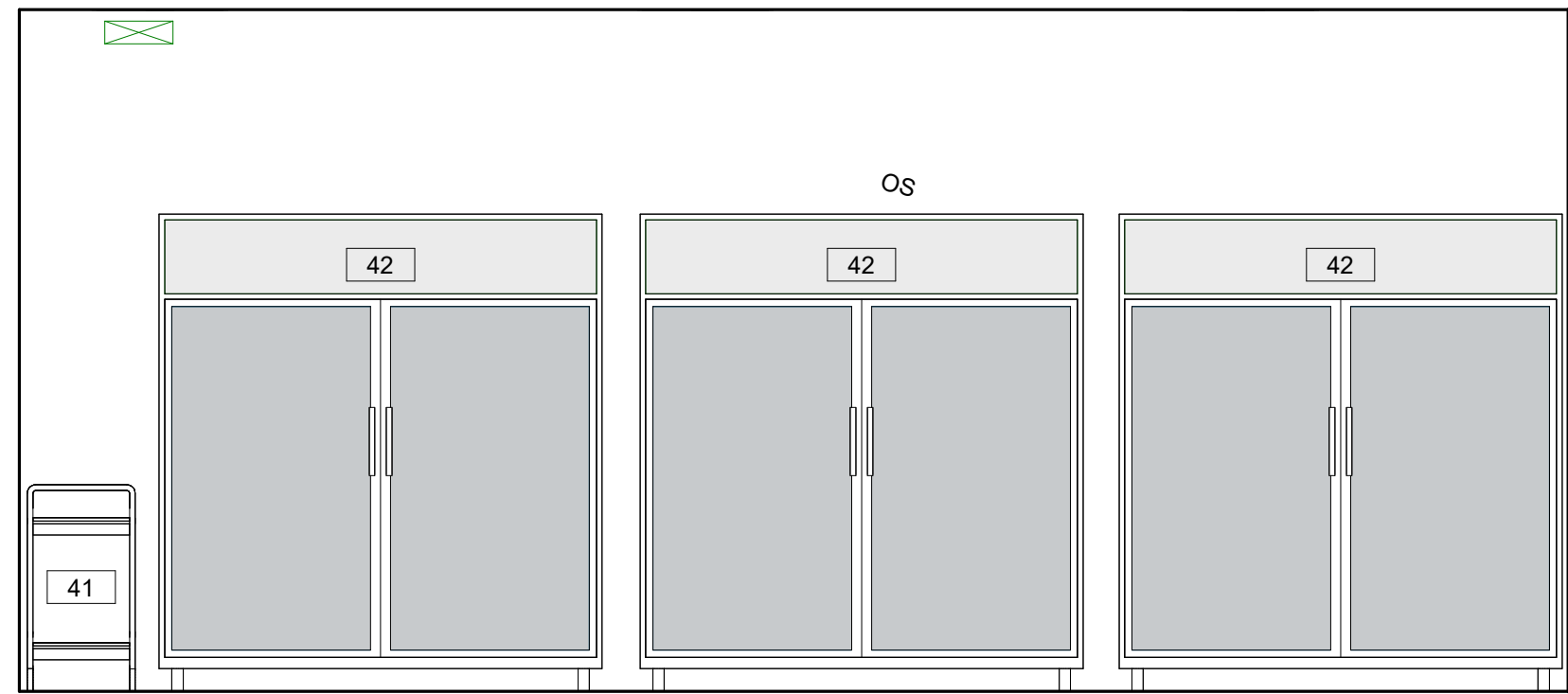
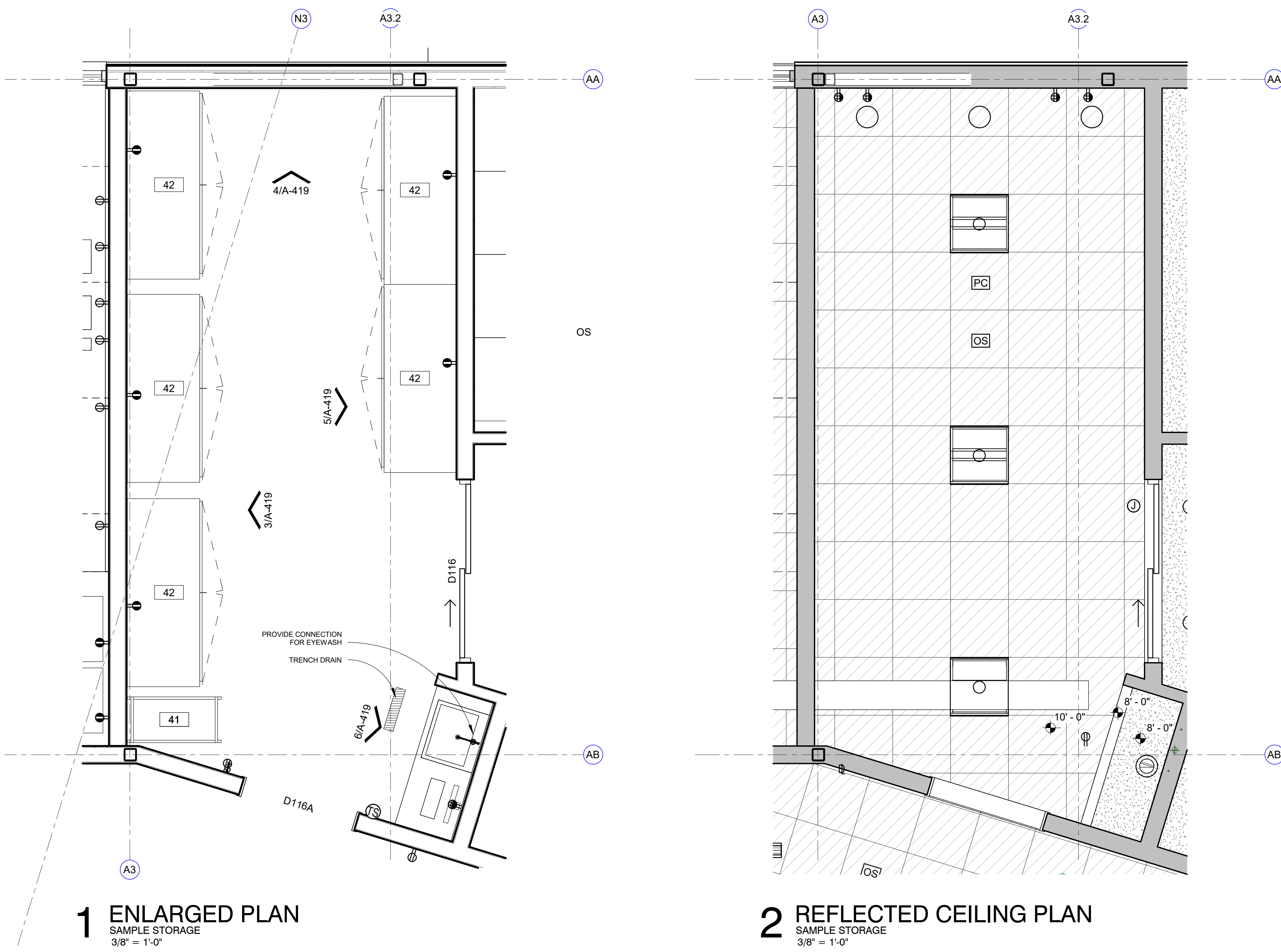


6 INTERIOR ELEVATION
LAB - ISLAND
3/8" = 1'-0"

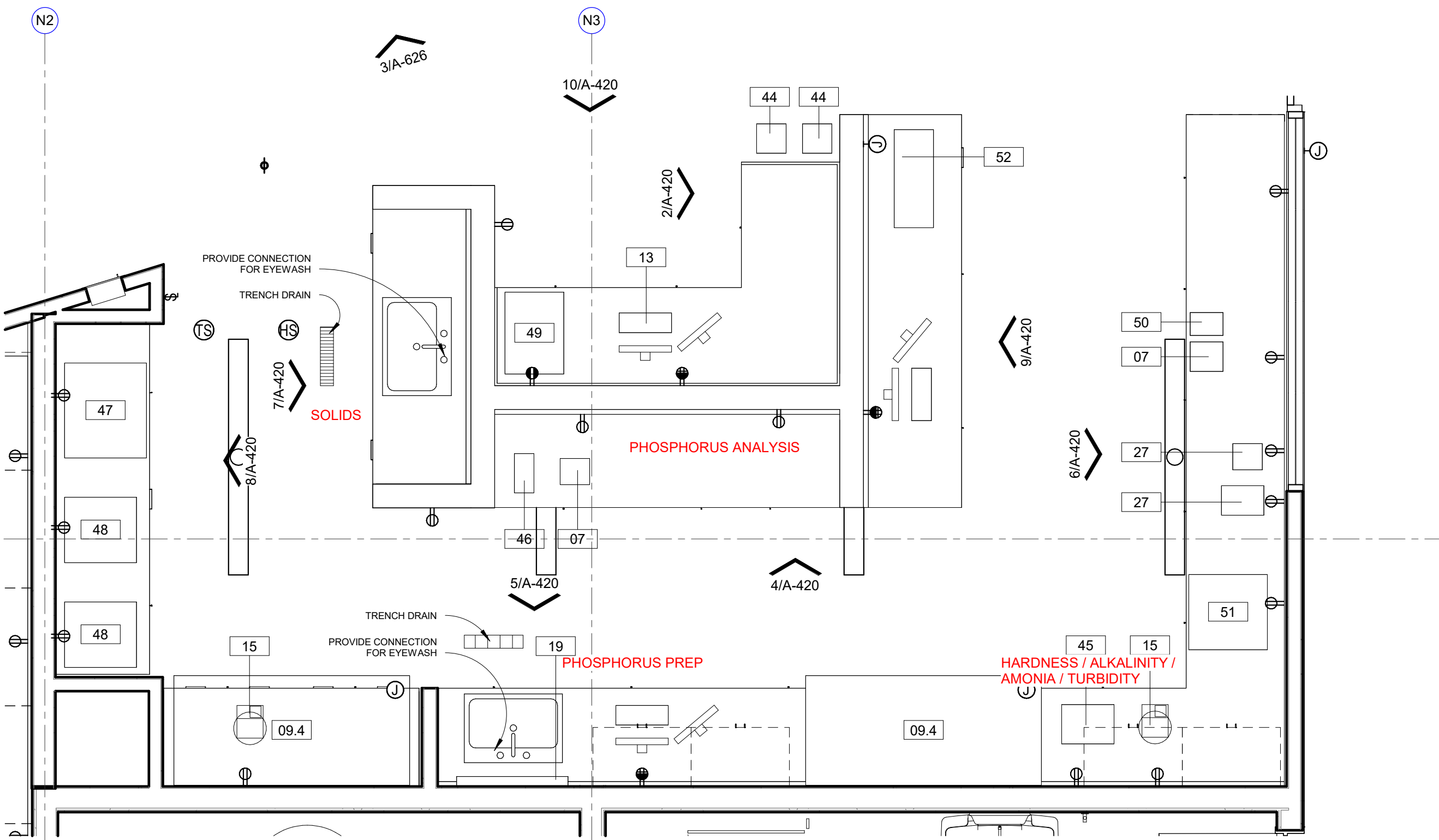


7 INTERIOR ELEVATION
LAB - ISLAND
3/8" = 1'-0"

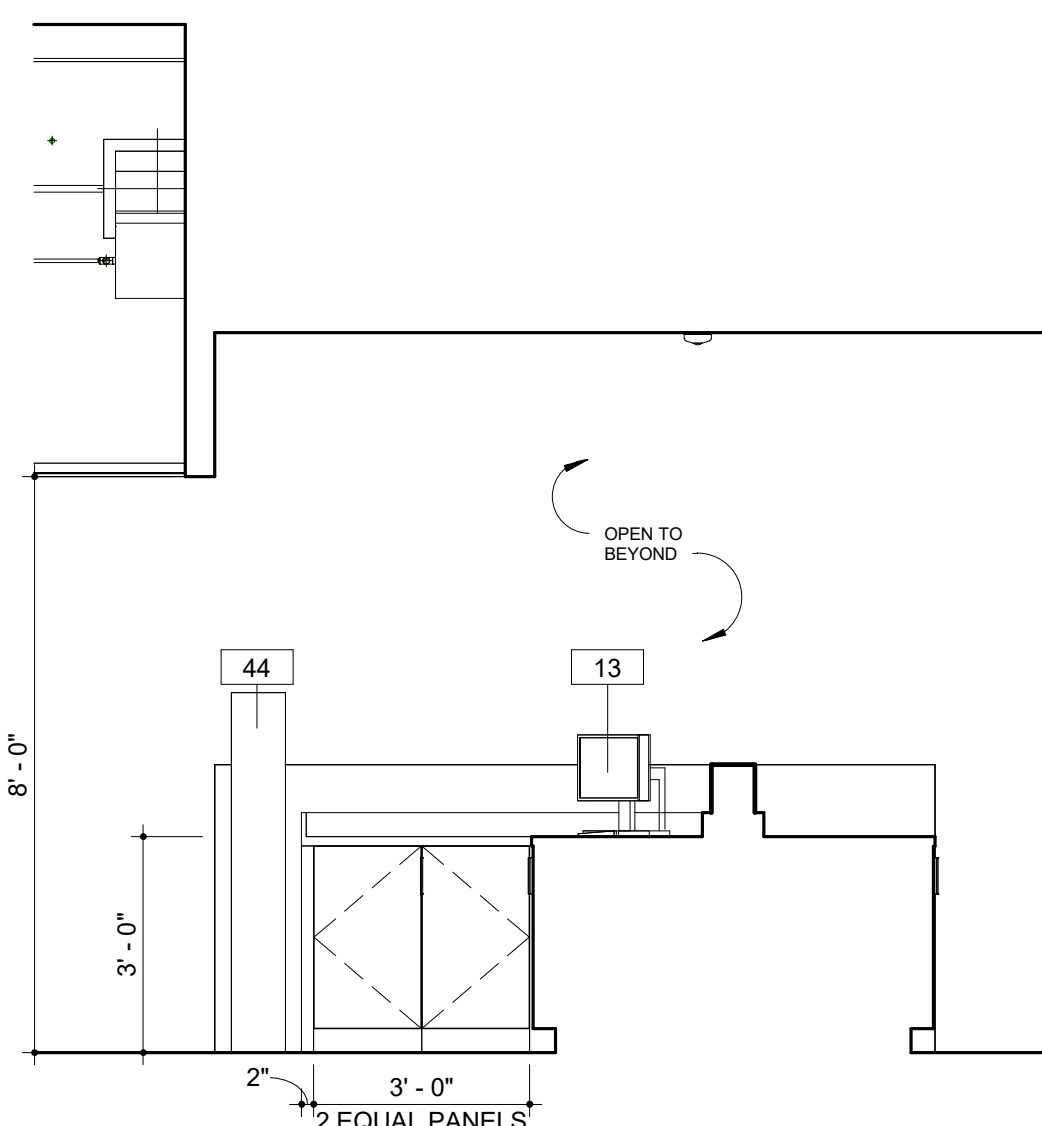
EQUIPMENT SCHEDULE									
MARK	DESCRIPTION	MANUFACTURER	MODEL	ROOM LOCATION	FURNISH / INSTALL	LENGTH	HEIGHT	DEPTH	COMMENTS
<varies>	<varies>	<varies>	<varies>						
01	AUTO SAMPLER			ANION, M. ANALYSIS		1' 6"	2' 4"	2' 0"	
02	RFCI MODULE			ANION		1' 0"	2' 4"	2' 0"	
03	WASTE CONTAINER			ANION					
04	SKALAR			BOD/CHLORINE					
05	PH METER			BOD/CHLORINE					
06	BOD PROBE			BOD/CHLORINE					
07	STIRRER - SM								
08	STIRRER - LG								
09.1	6' FUME HOOD ACID / ETCHING			METAL PREP	CFCI				
09.2	6' FUME HOOD ACID / ETCHING			TKN	CFCI				
09.3	4' FUME HOOD - GENERAL PURPOSE			BOD/CHLORINE	CFCI				
09.4	6' FUME HOOD - GENERAL PURPOSE			CHLOROPHYLL, OPEN LAB	CFCI				
10	EXHAUST VENT HOOD			AUTOCLAVE	CFCI				
11	STERILIZER			AUTOCLAVE					
12	MIELE DISHWASHER			AUTOCLAVE					
13	DESKTOP COMPUTER SCREEN WITH KEYBOARD			VARIES	OFOI				
14	WATER POLISHER			TKN, METAL PREP, MICRO			3' 2"		
15	HOT PLATE			TKN, OPEN LAB, MICRO					
16	DIGESTION BLOCK			TKN					
17	ANALYZER			TKN					
18	VORTEXER			TKN					
19	DRYING RACK			TKN	OFCI				PROVIDE WALL BLOCKING
20	ULTRA LOW FREEZER			BST					
21	QIACUBE CONNECT			BST					
22	PLATE SPINNER			BST					
23	NANODROP			BST					
24	BEAD RUPTOR			BST					
25	CENTRIFUGE			BST					
26	PCR HOOD			BST					
27	ULTRALOW FREEZER			BST					
28	FILTER APPARATUS			BST					
29	MS - CHILLER			METAL PREP					
30	SONICATOR			METAL PREP					
31	PREP STATION - ICP MS			METAL PREP					
32	WATER JACKETED INCUBATORS			MICRO					
33	AIR INCUBATOR			MICRO					
34	WATER BATHS			MICRO					
35	UV BOX			MICRO					
36	QUEBEC COLONY COUNTER			MICRO					
37	QUANTI - TRAY SEALER			MICRO					
38	BT SURE INCUBATOR			MICRO					
39	REFRIGERATOR			MICRO					
40	DIGIPREP HOT BLOCK			METAL PREP					
41	LAB CART			SAMPLE STORAGE					
42	SAMPLE STORAGE FRIDGE			SAMPLE STORAGE					
43	LAB FREEZER CHEST			AUTOCLAVE					
44	NITROGEN TANKS			BST					
45	TURBIDIMETER			OPEN LAB					
46	BURETTE STAND			OPEN LAB					
47	OVEN - LARGE			OPEN LAB					
48	OVEN - SMALL			OPEN LAB					
49	TELEDYNE TEKMAR			OPEN LAB					
50	ISEMETER			OPEN LAB					
51	SPECTROPHOTOMETER			OPEN LAB					
52	VACUUM PUMP			OPEN LAB					
53	ARGON TANKS			M. ANALYSIS					
54	OES - CHILLER			M. ANALYSIS					
55	HELIUM TANK			M. ANALYSIS					
56	BALANCE			BALANCE					
57	REFRIGERATOR			BST					
58	INCUBATOR			BST					
59	TISSURE GRINDER			CHLOROPHYLL					
60	CENTRIFUGE			CHLOROPHYLL					
61	FILTRATION JUG			CHLOROPHYLL					
62	3-PORT FILTRATION MANIFOLD			CHLOROPHYLL					
63	MICRO BALANCE			BALANCE					
64	WATER DIGESTOR			BST					
65	PRINTER			MICRO					
66	QUANT STUDIO 6			BST					
FE	Non-Rated Wall, 1015 Steel, Flat Trim	Activar Construction Products Group	1015						
LS-1	Rounded Outtrigger, Bulnose Fascias	Kawneer	Sunshade Linear Storefront						



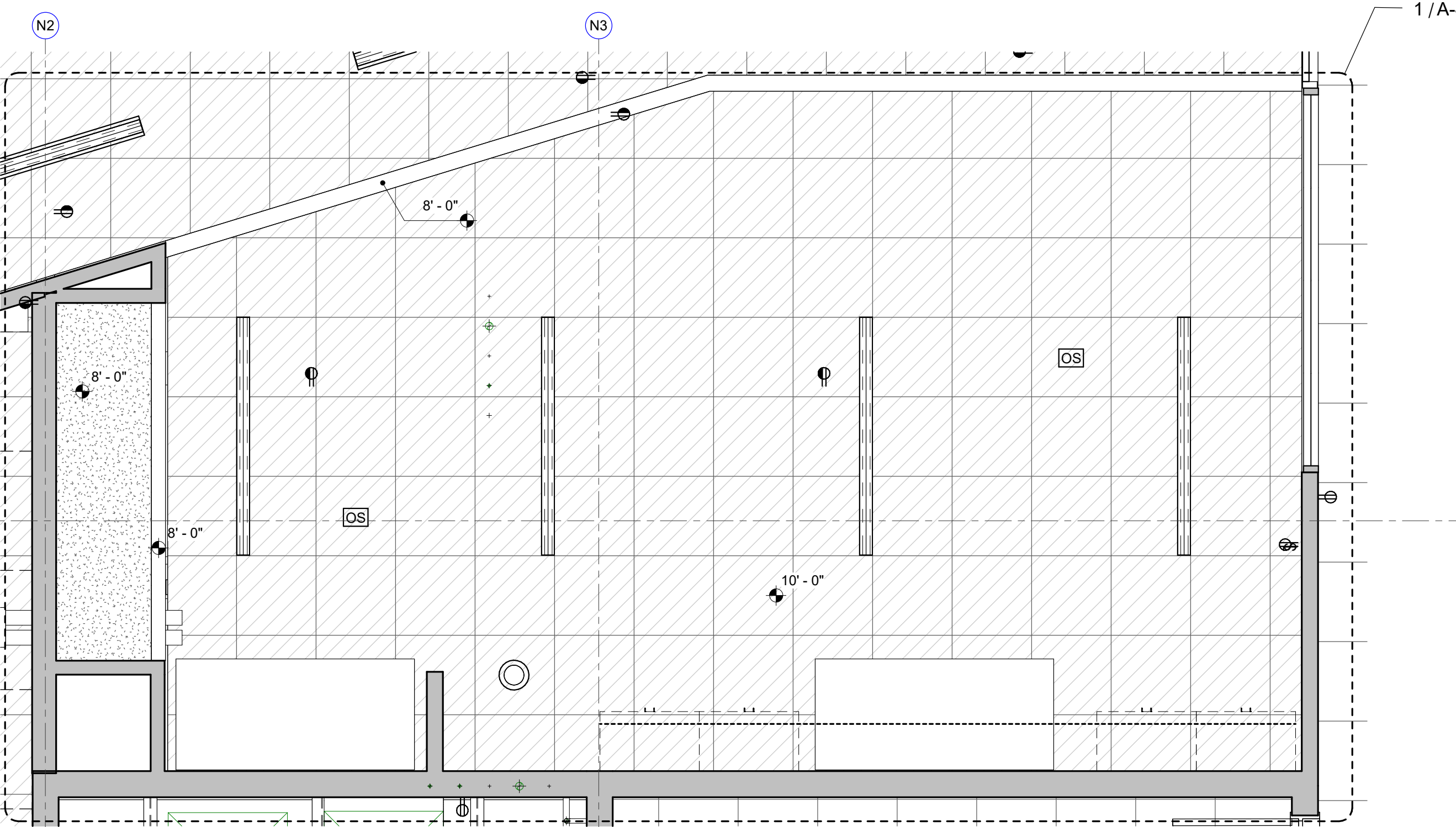
EQUIPMENT SCHEDULE									
MARK	DESCRIPTION	MANUFACTURER	MODEL	ROOM LOCATION	FURNISH / INSTALL	LENGTH	HEIGHT	DEPTH	COMMENTS
	<varies>	<varies>	<varies>						
01	AUTO SAMPLER			ANION, M. ANALYSIS		1' 6"	2' 4"	2' 0"	
02	RFCI MODULE			ANION		1' 0"	2' 4"	2' 0"	
03	WASTE CONTAINER			ANION					
04	SKALAR			BOD/CHLORINE					
05	PH METER			BOD/CHLORINE					
06	BOD PROBE			BOD/CHLORINE					
07	STIRRER - SM								
08	STIRRER - LG								
09.1	6' FUME HOOD ACID / ETCHING			METAL PREP	CFOI				
09.2	6' FUME HOOD ACID / ETCHING			TKN	CFOI				
09.3	4' FUME HOOD - GENERAL PURPOSE			BOD/CHLORINE	CFOI				
09.4	6' FUME HOOD - GENERAL PURPOSE			CHLOROPHYLL, OPEN LAB	CFOI				
10	EXHAUST VENT HOOD			AUTOCLOAVE	CFOI				
11	STERILIZER			AUTOCLOAVE					
12	MIELE DISHWASHER			AUTOCLOAVE					
13	DESKTOP COMPUTER SCREEN WITH KEYBOARD			VARIES	OFOI				
14	WATER POLISHER			TKN, METAL PREP, MICRO			3' 2"		
15	HOT PLATE			TKN, OPEN LAB, MICRO					
16	DIGESTION BLOCK			TKN					
17	ANALYZER			TKN					
18	VORTEXER			TKN					
19	DRYING RACK			TKN					
20	ULTRA LOW FREEZER			BST	OFOI				PROVIDE WALL BLOCKING
21	QIACUBE CONNECT			BST					
22	PLATE SPINNER			BST					
23	NANODROP			BST					
24	BEAD RUPTOR			BST					
25	CENTRIFUGE			BST					
26	PCR HOOD			BST					
27	ULTRALOW FREEZER			BST					
28	FILTER APPARATUS			BST					
29	MS - CHILLER			METAL PREP					
30	SONICATOR			METAL PREP					
31	PREP STATION - ICP MS			METAL PREP					
32	WATER JACKETED INCUBATORS			MICRO					
33	AIR INCUBATER			MICRO					
34	WATER BATHS			MICRO					
35	UV BOX			MICRO					
36	QUEBEC COLONY COUNTER			MICRO					
37	QUANTI - TRAY SEALER			MICRO					
38	BT SURE INCUBATER			MICRO					
39	REFRIGERATOR			MICRO					
40	DIGIPREP HOT BLOCK			METAL PREP					
41	LAB CART			SAMPLE STORAGE					
42	SAMPLE STORAGE FRIDGE			SAMPLE STORAGE					
43	LAB FREEZER CHEST			AUTOCLOAVE					
44	NITROGEN TANKS			BST					
45	TURBIDMETER			OPEN LAB					
46	BURETTE STAND			OPEN LAB					
47	OVEN - LARGE			OPEN LAB					
48	OVEN - SMALL			OPEN LAB					
49	TELEDYNE TEKMAR			OPEN LAB					
50	ISEMETER			OPEN LAB					
51	SPECTROPHOTOMETER			OPEN LAB					
52	VACUUM PUMP			OPEN LAB					
53	ARGON TANKS			M. ANALYSIS					
54	OES - CHILLER			M. ANALYSIS					
56	HELIUM TANK			M. ANALYSIS					
57	BALANCE			BALANCE					
58	REFRIGERATOR								
59	INCUBATER								
60	TISSURE GRINDER			CHLOROPHYLL					
61	CENTRIFUGE			CHLOROPHYLL					
62	FILTRATION JUG			CHLOROPHYLL					
63	3-PORT FILTRATION MANIFOLD			CHLOROPHYLL					
64	MICRO BALANCE			BALANCE					
65	WATER DIGESTOR			BST					
66	PRINTER			MICRO					
67	QUANT STUDIO 6			BST					
FE	Non-Rated Wall, 1015 Steel, Flat Trim	Activar Construction Products Group	1015						
LS-1	Rounded Outrigger, Bullnose Fascias	Kawneer	Sunshade Linear Storefront						



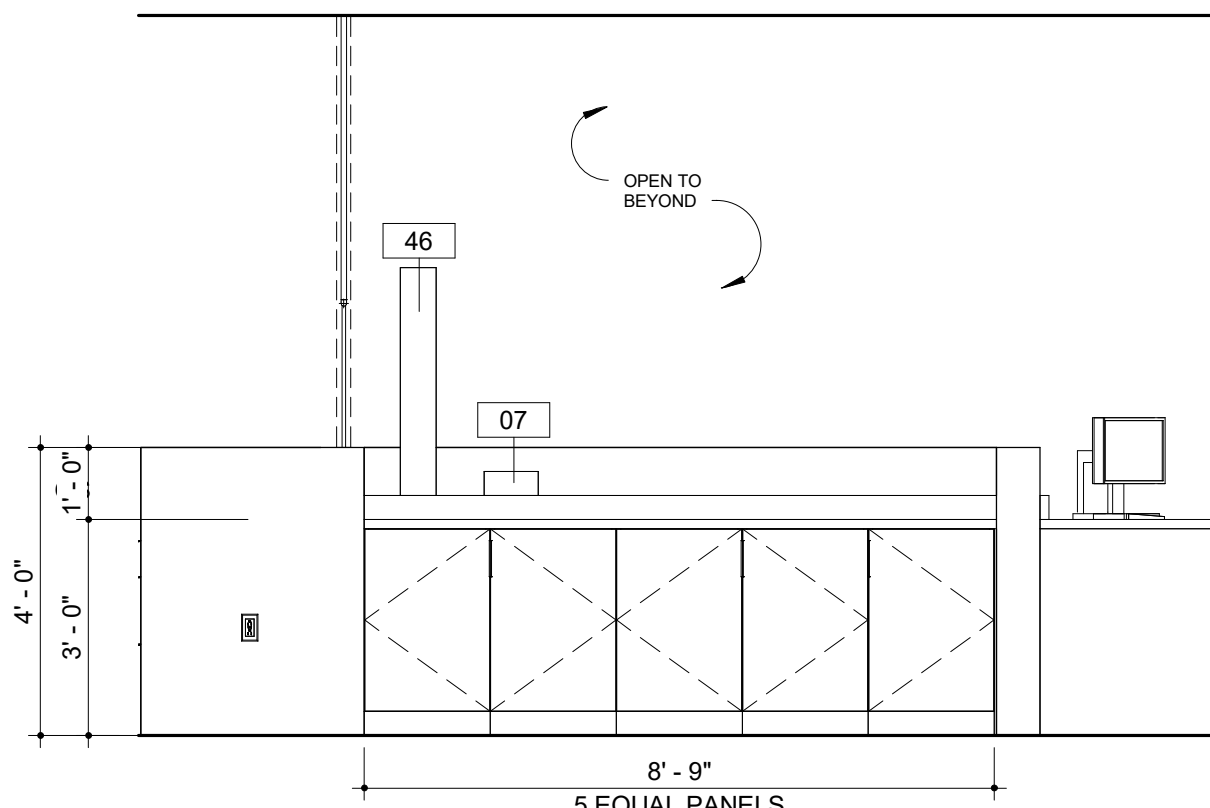
1 ENLARGED PLAN
OPEN LAB
3/8" = 1'-0"



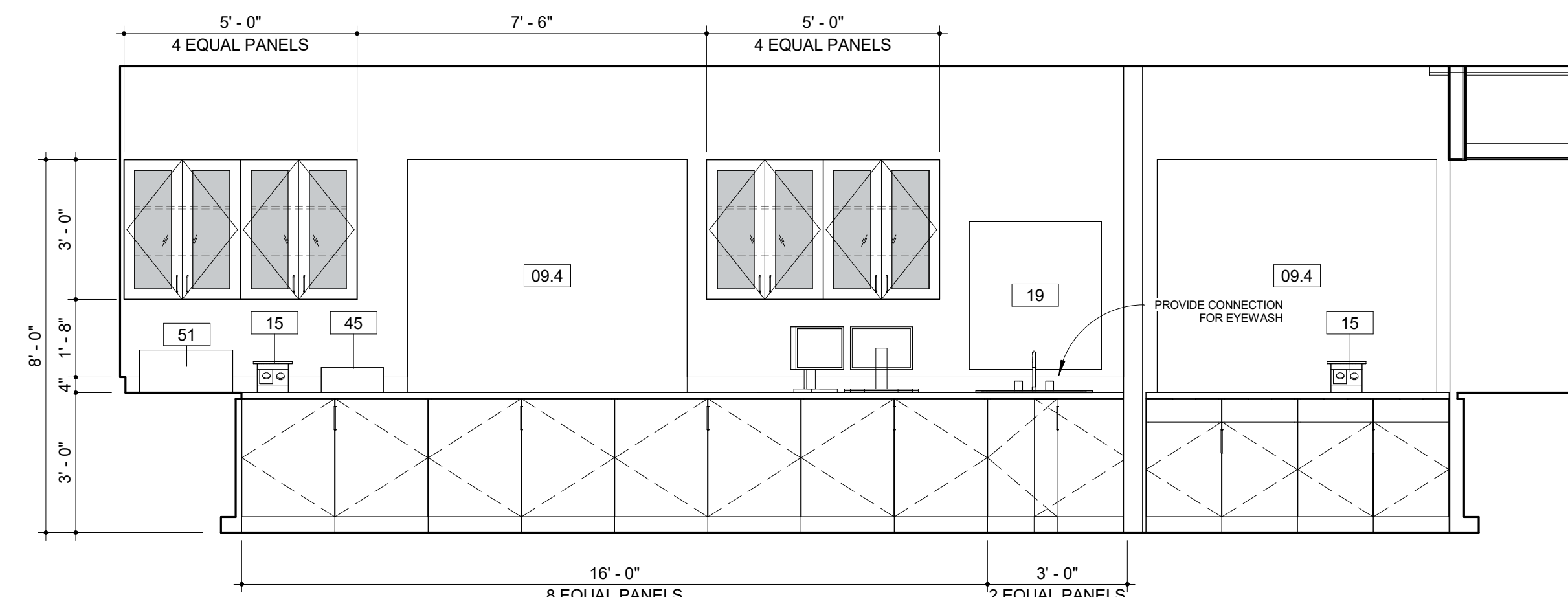
2 INTERIOR ELEVATION
OPEN LAB SOLIDS - EAST
3/8" = 1'-0"



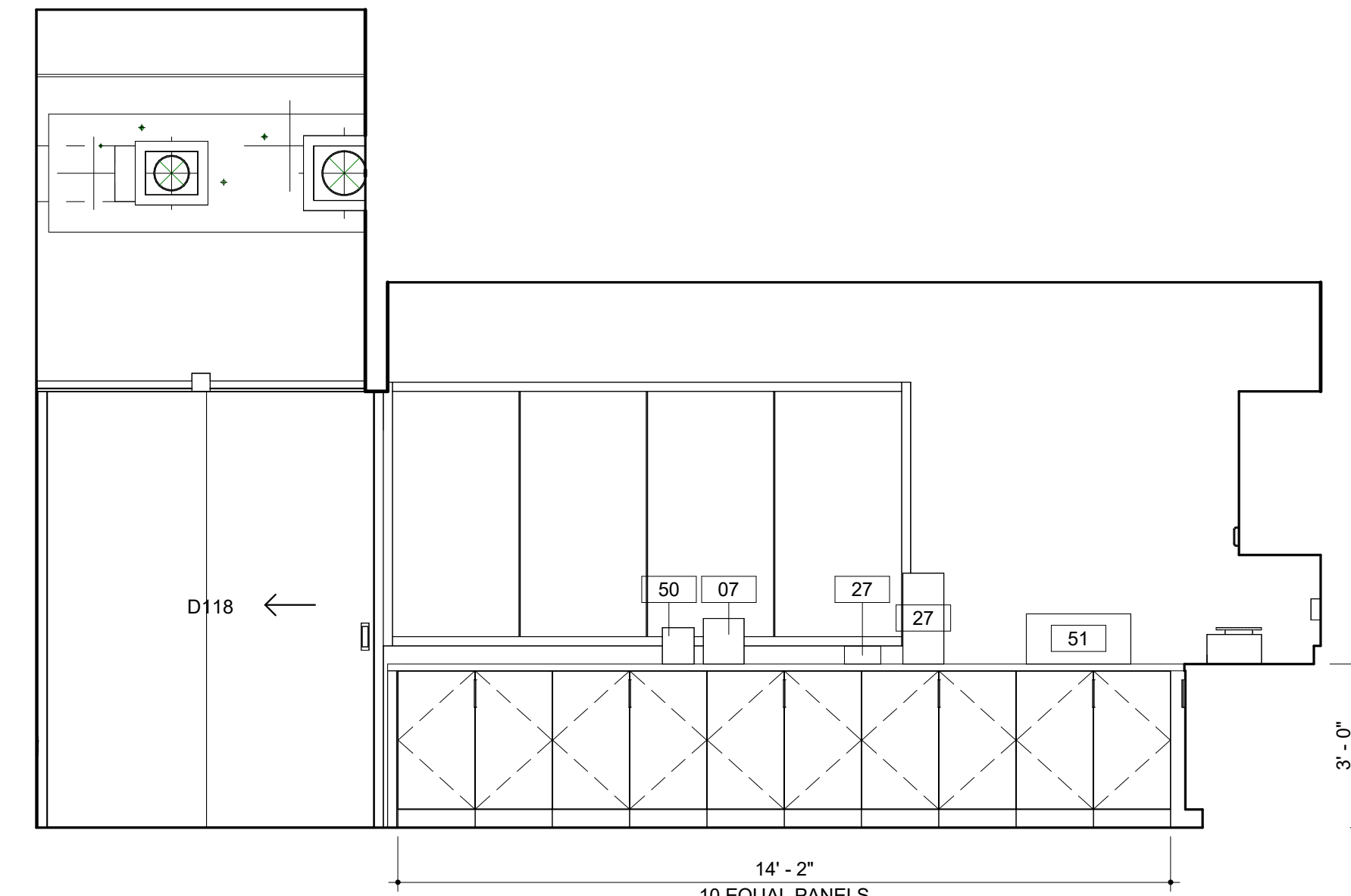
3 REFLECTED CEILING PLAN
OPEN LAB
3/8" = 1'-0"



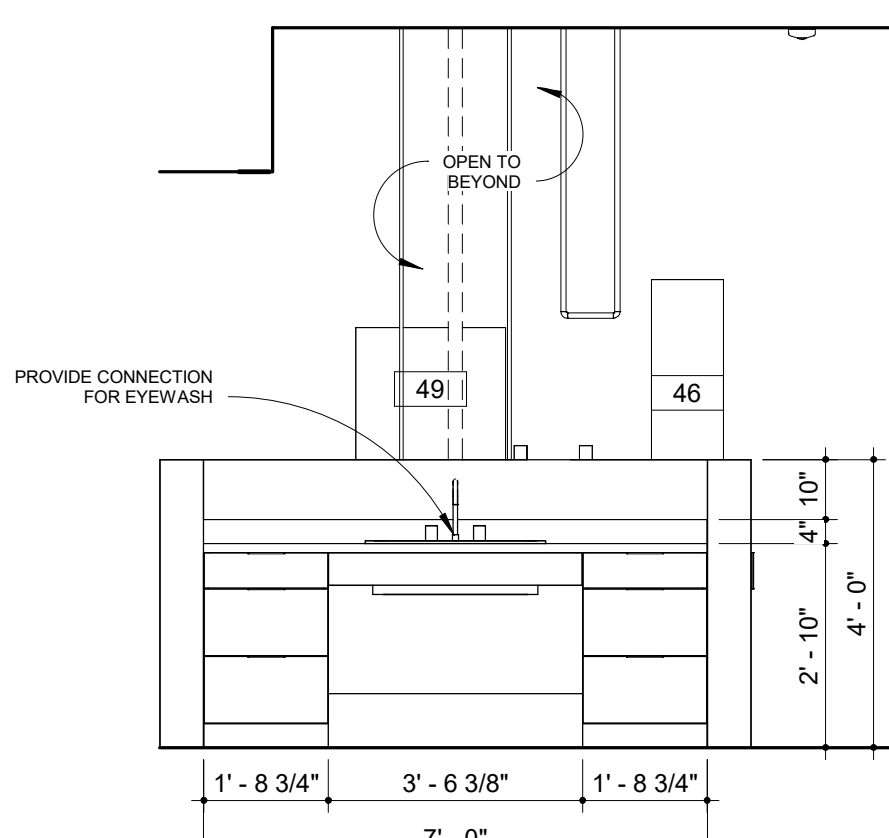
4 INTERIOR ELEVATION
OPEN LAB NORTH
3/8" = 1'-0"



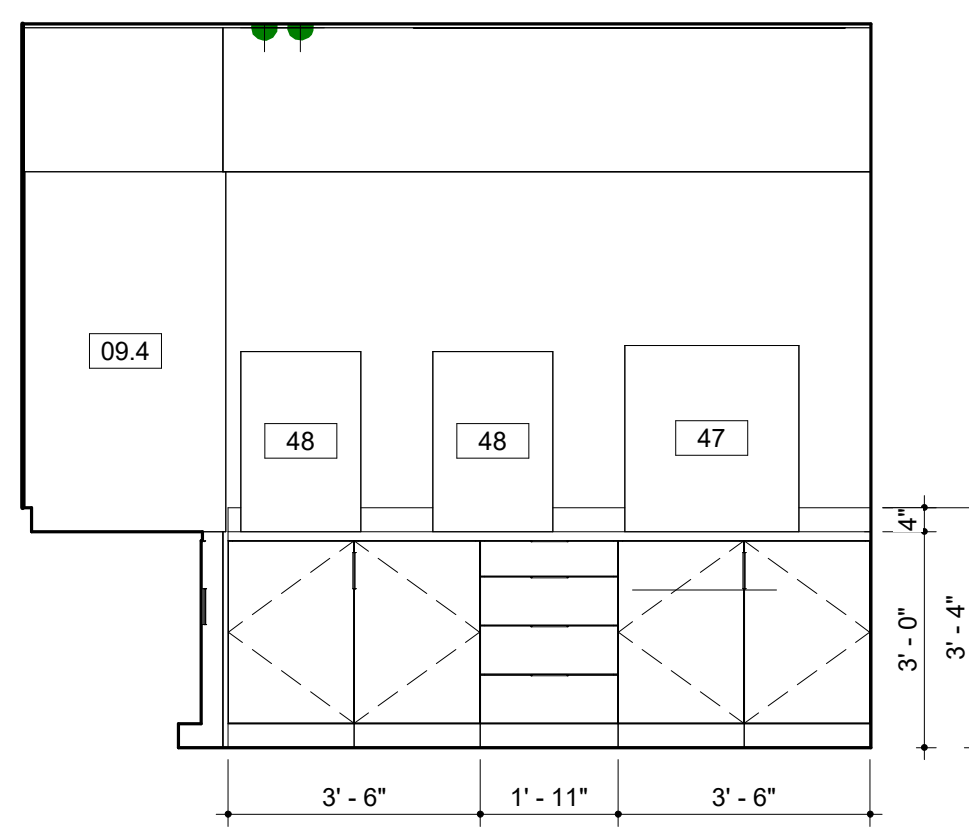
5 INTERIOR ELEVATION
OPEN LAB SOUTH
3/8" = 1'-0"



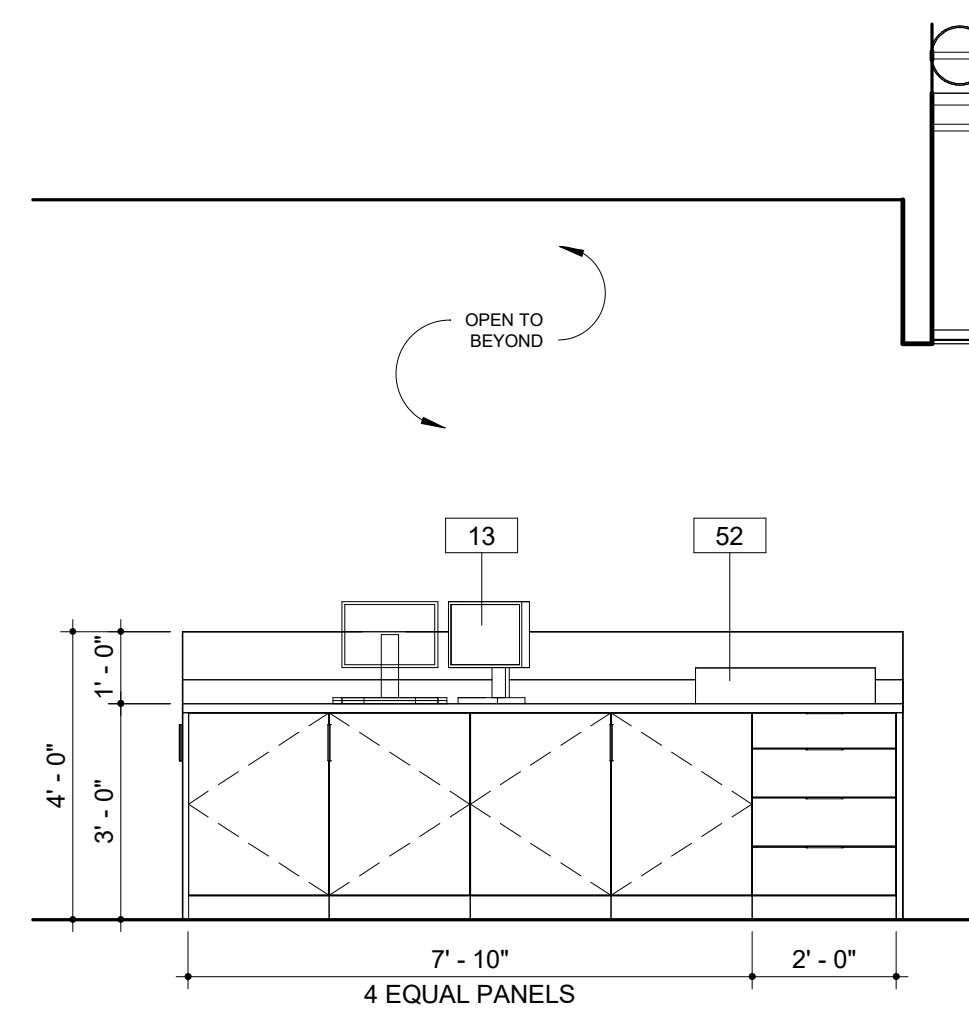
6 INTERIOR ELEVATION
OPEN LAB EAST
3/8" = 1'-0"



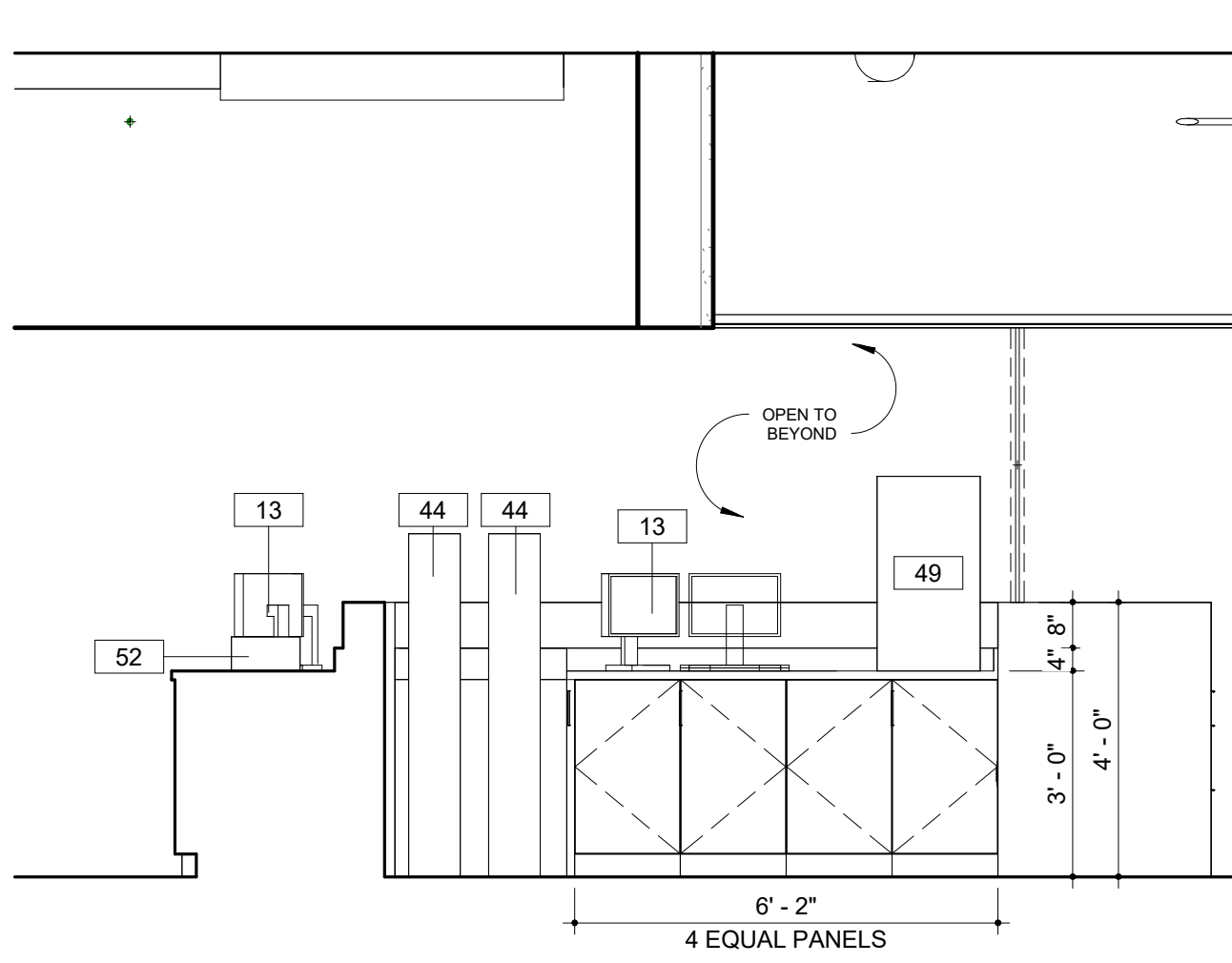
7 INTERIOR ELEVATION
OPEN LAB EAST
3/8" = 1'-0"



8 INTERIOR ELEVATION
OPEN LAB WEST
3/8" = 1'-0"

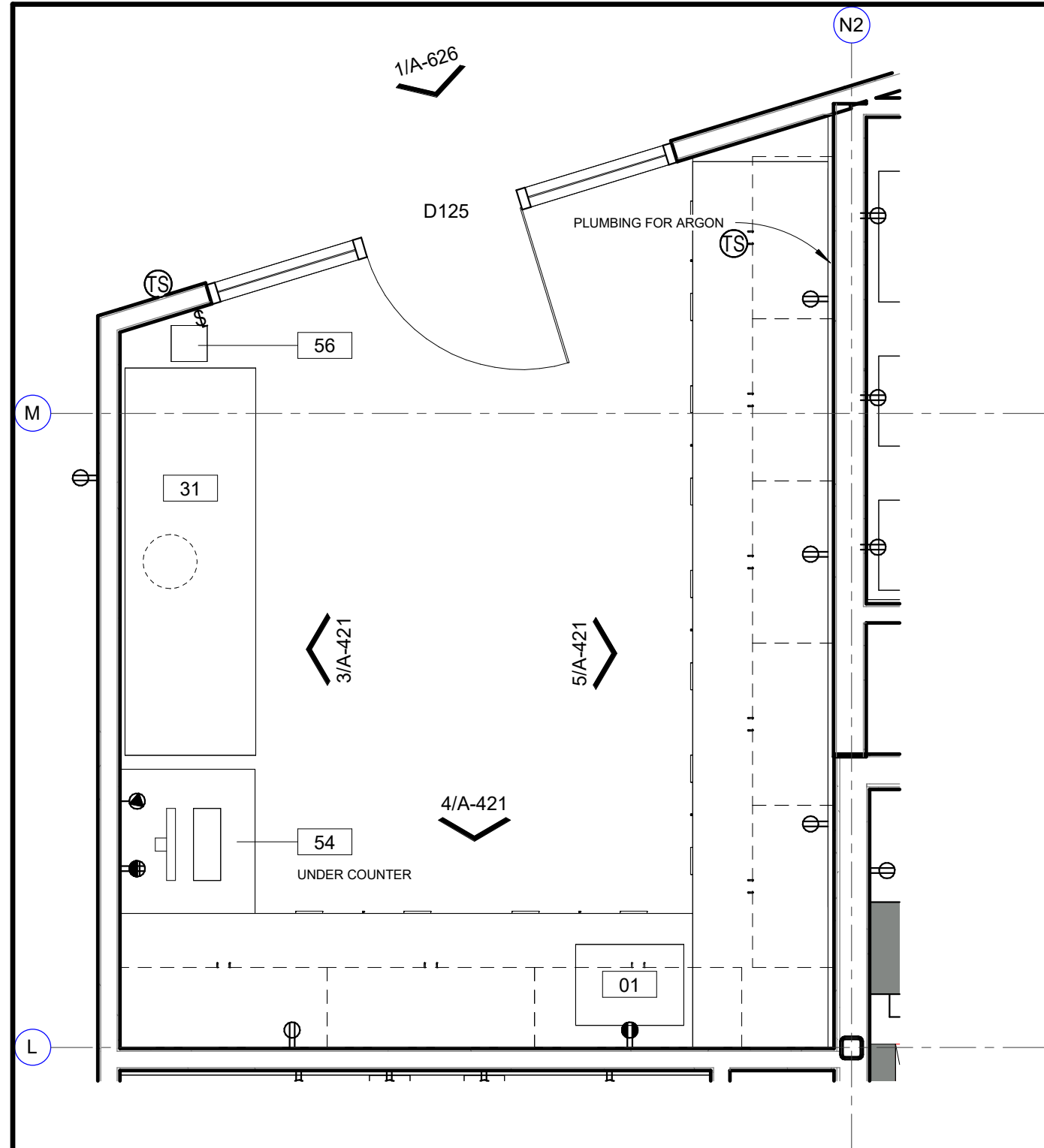


9 INTERIOR ELEVATION
OPEN LAB WEST
3/8" = 1'-0"

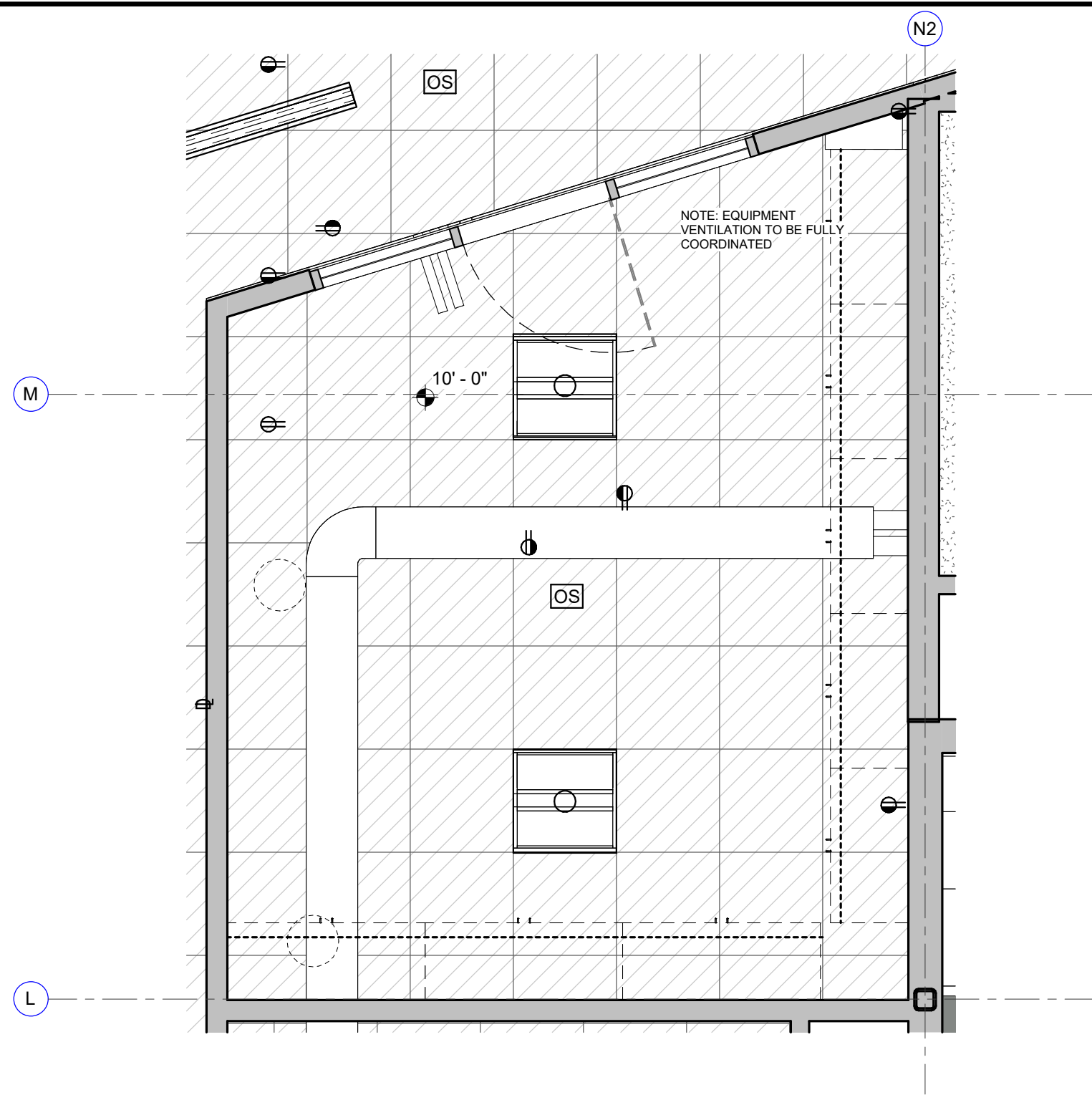


10 INTERIOR ELEVATION
OPEN LAB SOLIDS - SOUTH
3/8" = 1'-0"

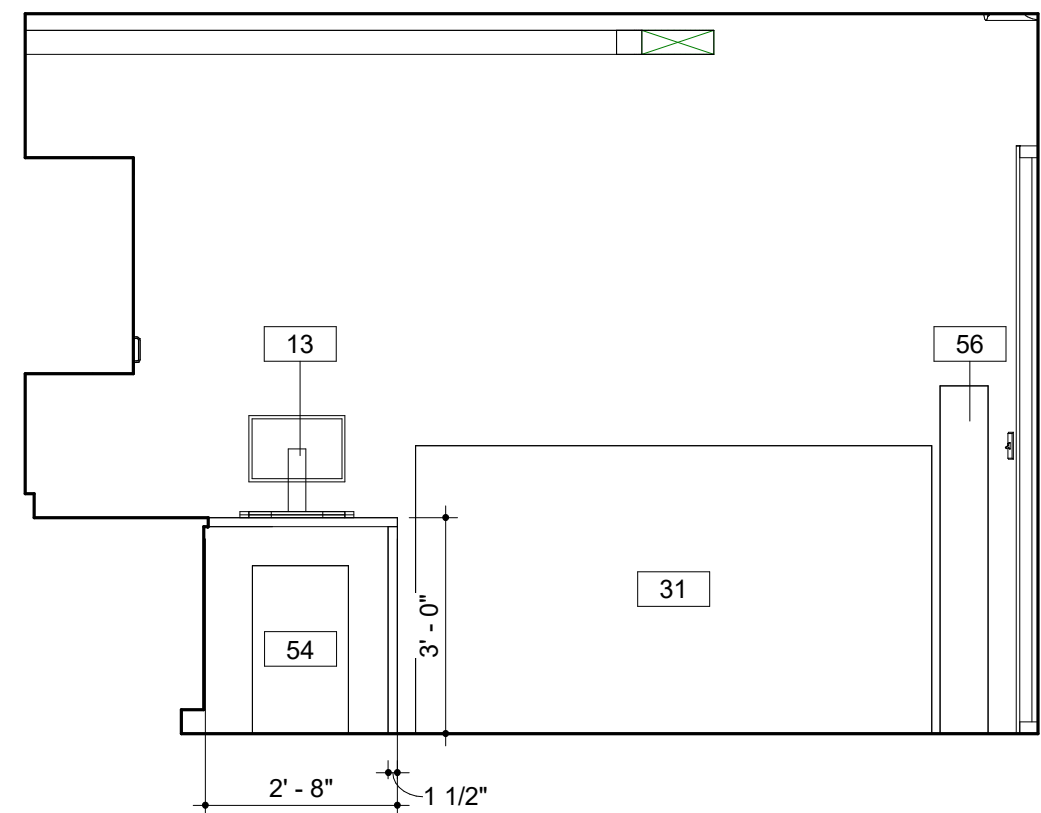
EQUIPMENT SCHEDULE									
MARK	DESCRIPTION	MANUFACTURER	MODEL	ROOM LOCATION	FURNISH / INSTALL	LENGTH	HEIGHT	DEPTH	COMMENTS
<varies>	<varies>	<varies>	<varies>						
01	AUTO SAMPLER			ANION, M. ANALYSIS		1' 6"	2' 4"	2' 0"	
02	RFCI MODULE			ANION		1' 0"	2' 4"	2' 0"	
03	WASTE CONTAINER			ANION					
04	SKALAR			BOOCHLORINE					
05	PH-METER			BOOCHLORINE					
06	BOD PROBE			BOOCHLORINE					
07	STIRRER - SM								
08	STIRRER - LG								
09.1	6' FUME HOOD ACID / ETCHING			METAL PREP	CFCI				
09.2	6' FUME HOOD ACID / ETCHING			TKN	CFCI				
09.3	4' FUME HOOD - GENERAL PURPOSE			BOOCHLORINE	CFCI				
09.4	6' FUME HOOD - GENERAL PURPOSE			CHLOROPHYLL, OPEN LAB	CFCI				
10	EXHAUST VENT HOOD			AUTOCLAVE	CFCI				
11	STERILIZER			AUTOCLAVE	CFCI				
12	MIELE DISHWASHER			AUTOCLAVE					
13	DESKTOP COMPUTER SCREEN WITH KEYBOARD			VARIES	OFOI				
14	WATER POLISHER			TKN, METAL PREP, MICRO			3' 2"		
15	HOT PLATE			TKN, OPEN LAB, MICRO					
16	DIGESTION BLOCK			TKN					
17	ANALYZER			TKN					
18	VORTEXER			TKN					
19	DRYING RACK			TKN	OFCI				PROVIDE WALL BLOCKING
20	ULTRA LOW FREEZER			BST					
21	QIACUBE CONNECT			BST					
22	PLATE SPINNER			BST					
23	NANODROP			BST					
24	BEAD RUPTOR			BST					
25	CENTRIFUGE			BST					
26	PCR HOOD			BST					
27	ULTRALOW FREEZER			BST					
28	FILTER APPARATUS			BST					
29	MS - CHILLER			METAL PREP					
30	SONICATOR			METAL PREP					
31	PREP STATION - ICP MS			METAL PREP					
32	WATER JACKETED INCUBATORS			MICRO					
33	AIR INCUBATER			MICRO					
34	WATER BATHS			MICRO					
35	UV BOX			MICRO					
36	QUEBEC COLONY COUNTER			MICRO					
37	QUANTI - TRAY SEALER			MICRO					
38	BT SURE INCUBATER			MICRO					
39	REFRIGERATOR			MICRO					
40	DIGIPREP HOT BLOCK			METAL PREP					
41	LAB CART			SAMPLE STORAGE					
42	SAMPLE STORAGE FRIDGE			SAMPLE STORAGE					
43	LAB FREEZER CHEST			AUTOCLAVE					
44	NITROGEN TANKS			BST					
45	TURBIDIMETER			OPEN LAB					
46	BURETTE STAND			OPEN LAB					
47	OVEN - LARGE			OPEN LAB					
48	OVEN - SMALL			OPEN LAB					
49	TELEDYNE TEKMAR			OPEN LAB					
50	ISEMETER			OPEN LAB					
51	SPECTROPHOTOMETER			OPEN LAB					
52	VACUUM PUMP			OPEN LAB					
53	ARGON TANKS			M. ANALYSIS					
54	OES - CHILLER			M. ANALYSIS					
56	HELIUM TANK			M. ANALYSIS					
57	BALANCE			BALANCE					
58	REFRIGERATOR								
59	INCUBATER								
60	TISSURE GRINDER			CHLOROPHYLL					
61	CENTRIFUGE			CHLOROPHYLL					
62	FILTRATION JUG			CHLOROPHYLL					
63	3-PORT FILTRATION MANIFOLD			CHLOROPHYLL					
64	MICRO BALANCE			CHLOROPHYLL					
65	WATER DIGESTOR			BST					
66	PRINTER			MICRO					
67	QUANT STUDIO 6			BST					
FE	Non-Rated Wall, 1015 Steel, Flat Trim	Active Construction Products Group	1015	Sunshade					
LS-1	Rounded Outrigger, Bullnose Fascias	Kawneer	Linear	Storefront					



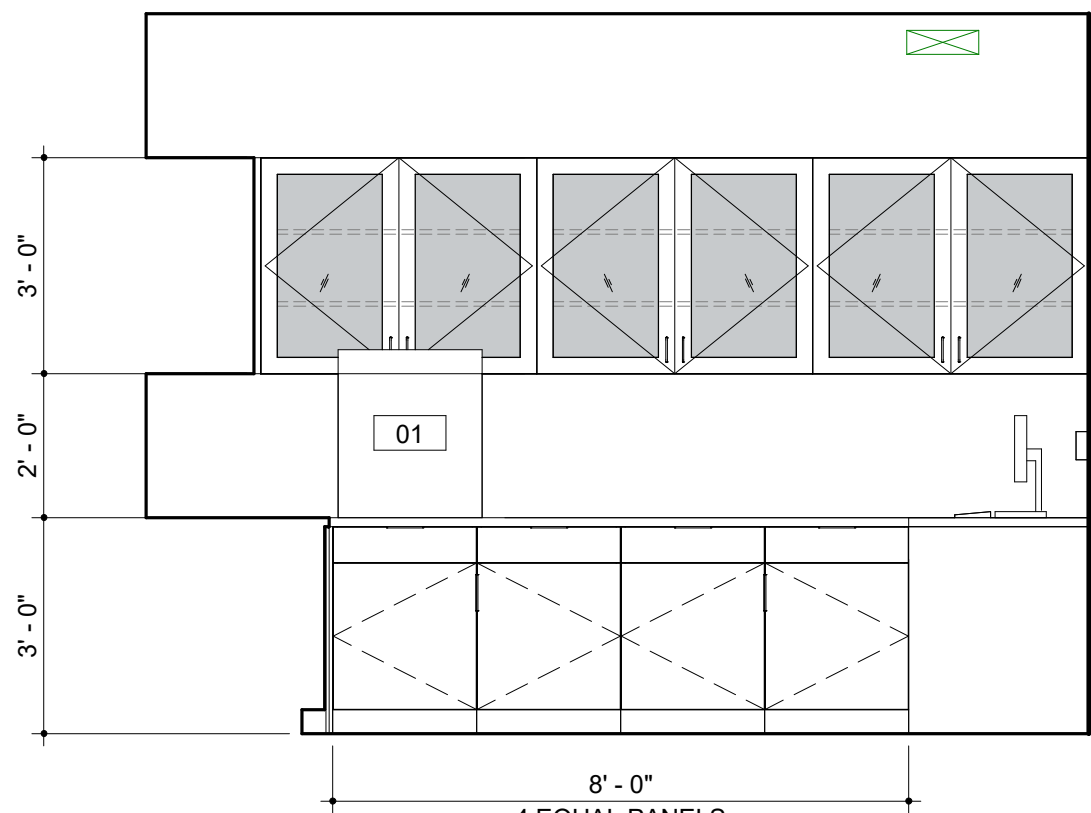
1 ENLARGED PLAN
M. ANALYSIS
3/8" = 1'-0"



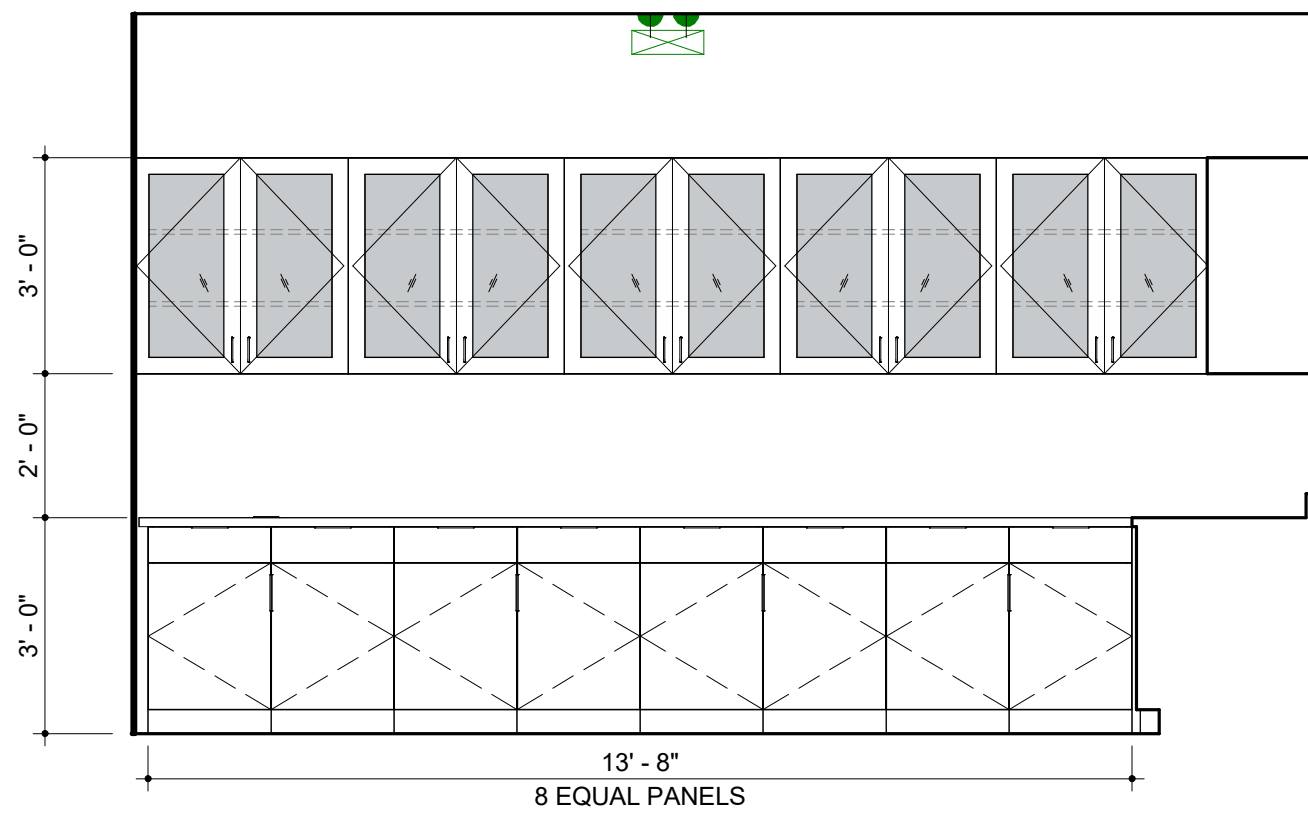
2 REFLECTED CEILING PLAN
M. ANALYSIS
3/8" = 1'-0"



3 INTERIOR ELEVATION
LAB M. ANALYSIS
3/8" = 1'-0"

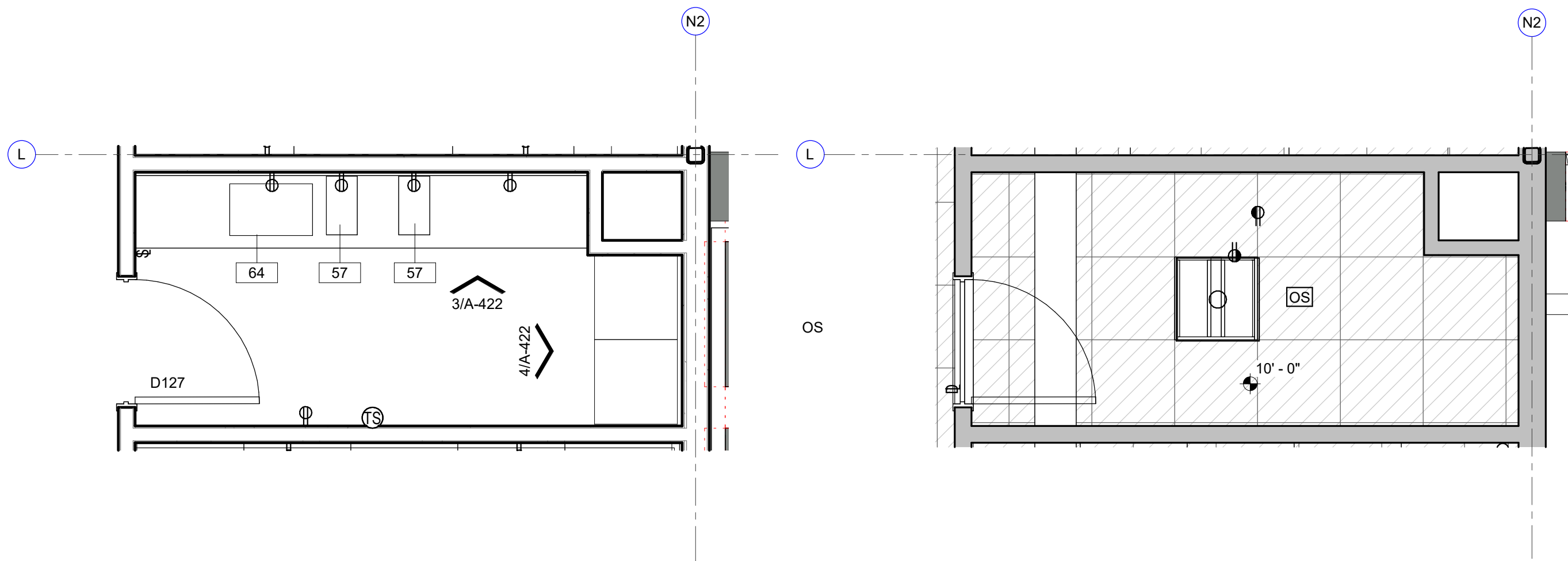


4 INTERIOR ELEVATION
LAB M. ANALYSIS
3/8" = 1'-0"



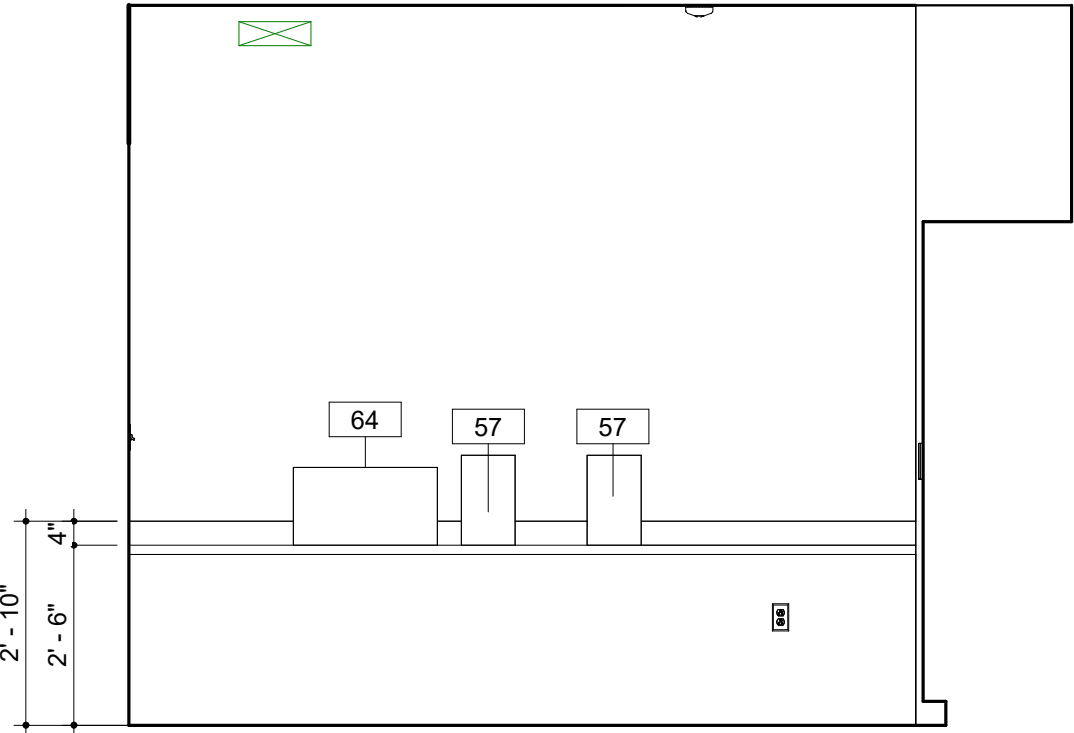
5 INTERIOR ELEVATION
LAB M. ANALYSIS
3/8" = 1'-0"

EQUIPMENT SCHEDULE									
MARK	DESCRIPTION	MANUFACTURER	MODEL	ROOM LOCATION	FURNISH / INSTALL	LENGTH	HEIGHT	DEPTH	COMMENTS
<varies>	<varies>	<varies>	<varies>						
01	AUTO SAMPLER			ANION, M. ANALYSIS		1' 6"	2' 4"	2' 0"	
02	RFCI MODULE			ANION		1' 0"	2' 4"	2' 0"	
03	WASTE CONTAINER			ANION					
04	SKALAR			BOD/CHLORINE					
05	PH METER			BOD/CHLORINE					
06	BOD PROBE			BOD/CHLORINE					
07	STIRRER - SM								
08	STIRRER - LG								
09.1	6' FUME HOOD ACID / ETCHING			METAL PREP	CFCI				
09.2	8' FUME HOOD ACID / ETCHING			TKN	CFCI				
09.3	4' FUME HOOD - GENERAL PURPOSE			BOD/CHLORINE	CFCI				
09.4	6' FUME HOOD - GENERAL PURPOSE			CHLOROPHYLL, OPEN LAB	CFCI				
10	EXHAUST VENT HOOD			AUTOClave	CFCI				
11	STERILIZER			AUTOClave					
12	MIELE DISHWASHER			AUTOClave					
13	DESKTOP COMPUTER SCREEN WITH KEYBOARD			VARIES	OFOI				
14	WATER POLISHER			TKN, METAL PREP, MICRO			3' 2"		
15	HOT PLATE			TKN, OPEN LAB, MICRO					
16	DIGESTION BLOCK			TKN					
17	ANALYZER			TKN					
18	VORTEXER			TKN					
19	DRYING RACK			TKN					
20	ULTRA LOW FREEZER			BST	OFCI				PROVIDE WALL BLOCKING
21	QIACUBE CONNECT			BST					
22	PLATE SPINNER			BST					
23	NANODROP			BST					
24	BEAD RUPTOR			BST					
25	CENTRIFUGE			BST					
26	PCR HOOD			BST					
27	ULTRALOW FREEZER			BST					
28	FILTER APPARATUS			BST					
29	MS - CHILLER			METAL PREP					
30	SONICATOR			METAL PREP					
31	PREP STATION - ICP MS			METAL PREP					
32	WATER JACKETED INCUBATORS			MICRO					
33	AIR INCUBATOR			MICRO					
34	WATER BATHS			MICRO					
35	UV BOX			MICRO					
36	QUEBEC COLONY COUNTER			MICRO					
37	QUANTI - TRAY SEALER			MICRO					
38	BT SURE INCUBATOR			MICRO					
39	REFRIGERATOR			MICRO					
40	DIGIPREP HOT BLOCK			METAL PREP					
41	LAB CART			SAMPLE STORAGE					
42	SAMPLE STORAGE FRIDGE			SAMPLE STORAGE					
43	LAB FREEZER CHEST			AUTOClave					
44	NITROGEN TANKS			BST					
45	TURBIDMETER			OPEN LAB					
46	BURETTE STAND			OPEN LAB					
47	OVEN - LARGE			OPEN LAB					
48	OVEN - SMALL			OPEN LAB					
49	TELEDYNE TEKMAR			OPEN LAB					
50	ISEMETER			OPEN LAB					
51	SPECTROPHOTOMETER			OPEN LAB					
52	VACUUM PUMP			OPEN LAB					
53	ARGON TANKS			M. ANALYSIS					
54	OES - CHILLER			M. ANALYSIS					
56	HELIUM TANK			M. ANALYSIS					
57	BALANCE			BALANCE					
58	REFRIGERATOR								
59	INCUBATOR								
60	TISSURE GRINDER			CHLOROPHYLL					
61	CENTRIFUGE			CHLOROPHYLL					
62	FILTRATION JUG			CHLOROPHYLL					
63	3-PORT FILTRATION MANIFOLD			CHLOROPHYLL					
64	MICRO BALANCE			BALANCE					
65	WATER DIGESTOR			BST					
66	PRINTER			MICRO					
67	QUANT STUDIO 8			BST					
FE	Non-Rated Wall, 1015 Steel, Flat Trim	Activar Construction Products Group	1015	Sunshade Linear Storefront					
LS-1	Rounded Outrigger, Bullnose Fascias	Kawneer							

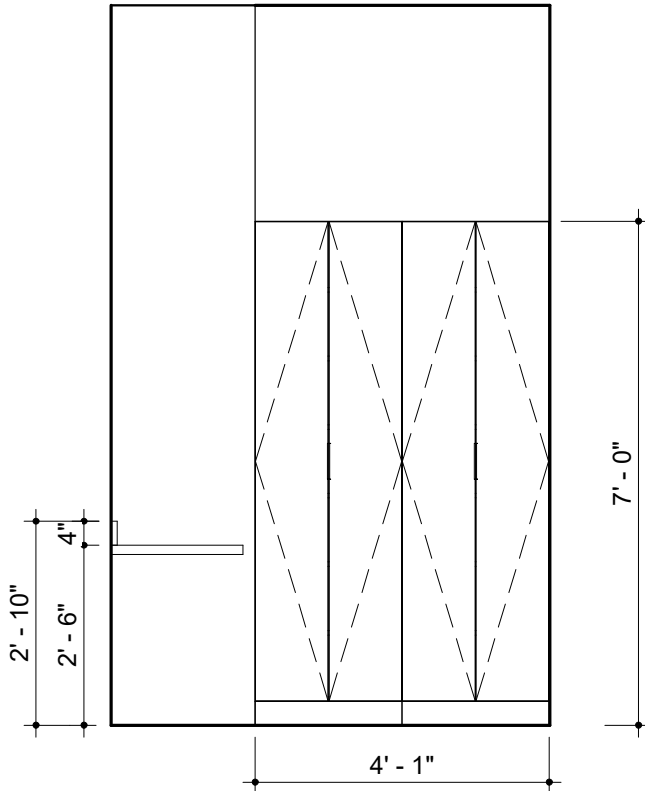


1 ENLARGED PLAN
BALANCE ROOM
3/8" = 1'-0"

2 REFLECTED CEILING PLAN
BALANCE ROOM
3/8" = 1'-0"

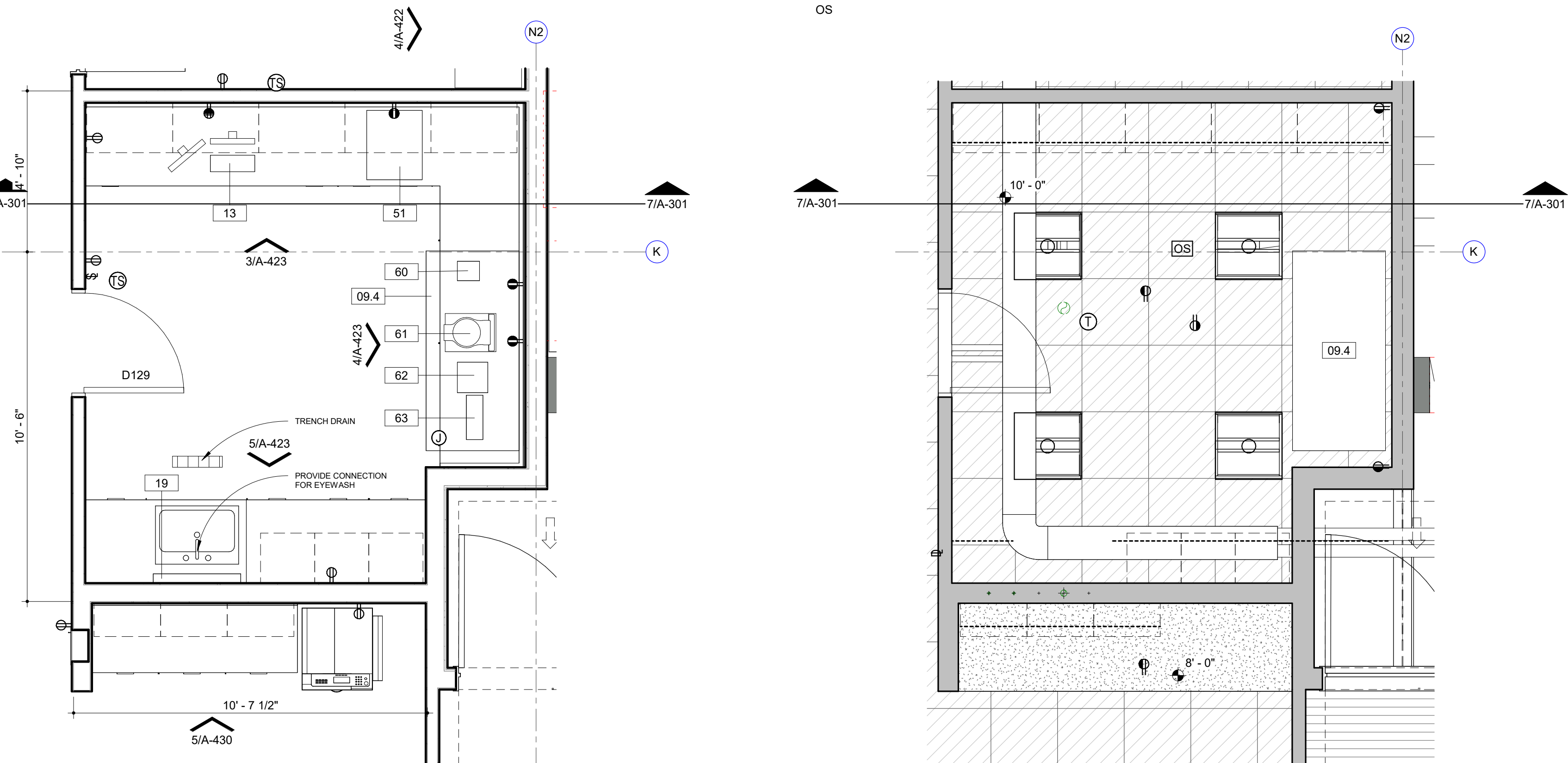


3 INTERIOR ELEVATION
LAB BALANCE ROOM NORTH
3/8" = 1'-0"



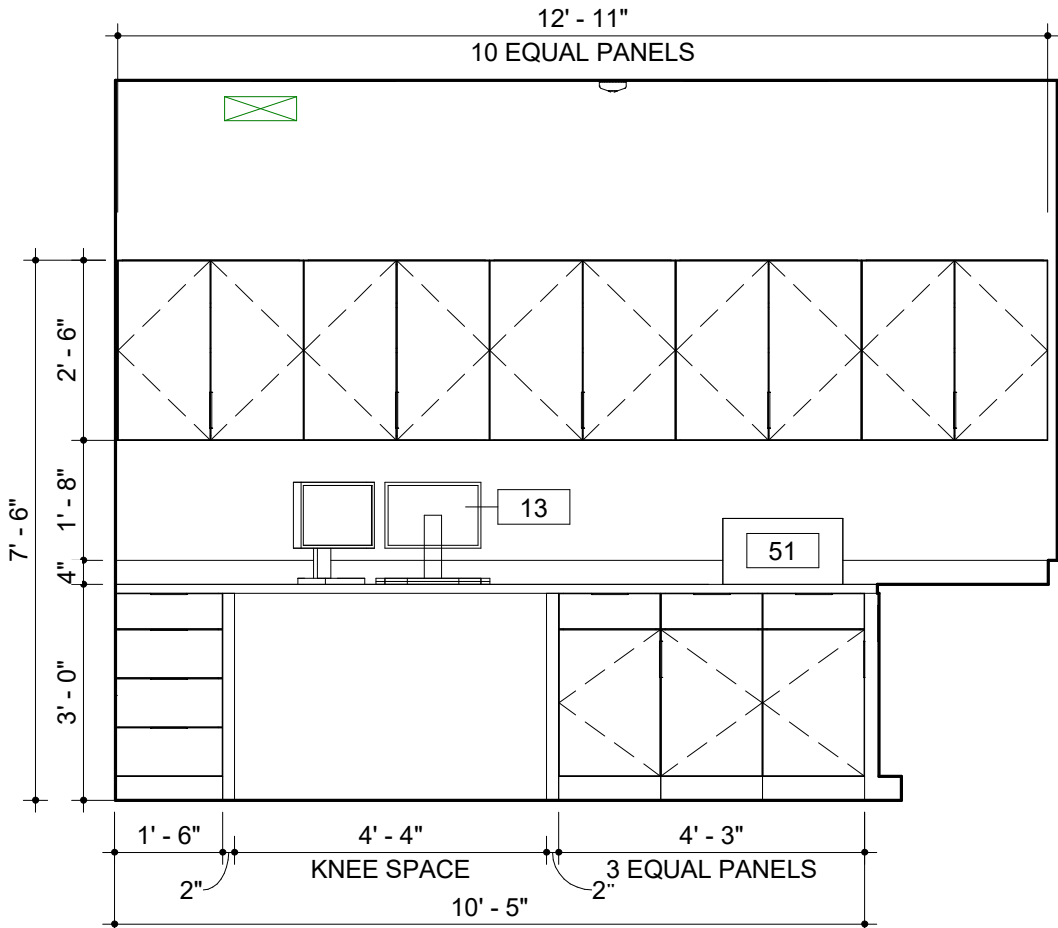
4 INTERIOR ELEVATION
LAB BALANCE ROOM EAST
3/8" = 1'-0"

EQUIPMENT SCHEDULE									
MARK	DESCRIPTION	MANUFACTURER	MODEL	ROOM LOCATION	FURNISH / INSTALL	LENGTH	HEIGHT	DEPTH	COMMENTS
	<varies>	<varies>	<varies>						
01	AUTO SAMPLER			ANION, M. ANALYSIS		1' 6"	2' 4"	2' 0"	
02	RFCI MODULE			ANION		1' 0"	2' 4"	2' 0"	
03	WASTE CONTAINER			ANION					
04	SKALAR			BOD/CHLORINE					
05	PH METER			BOD/CHLORINE					
06	BOD PROBE			BOD/CHLORINE					
07	STIRRER - SM								
08	STIRRER - LG								
09.1	6' FUME HOOD ACID / ETCHING			METAL PREP	CFCI				
09.2	6' FUME HOOD ACID / ETCHING			TKN	CFCI				
09.3	4' FUME HOOD - GENERAL PURPOSE			BOD/CHLORINE	CFCI				
09.4	6' FUME HOOD - GENERAL PURPOSE			CHLOROPHYLL, OPEN LAB	CFCI				
10	EXHAUST VENT HOOD			AUTOCLAVE	CFCI				
11	STERILIZER			AUTOCLAVE					
12	MIELE DISHWASHER			AUTOCLAVE					
13	DESKTOP COMPUTER SCREEN WITH KEYBOARD			VARIES	OFOI				
14	WATER POLISHER			TKN, METAL PREP, MICRO			3' 2"		
15	HOT PLATE			TKN, OPEN LAB, MICRO					
16	DIGESTION BLOCK			TKN					
17	ANALYZER			TKN					
18	VORTEXER			TKN					
19	DRYING RACK			TKN	OFCI				PROVIDE WALL BLOCKING
20	ULTRA LOW FREEZER			BST					
21	QIACUBE CONNECT			BST					
22	PLATE SPINNER			BST					
23	NANODROP			BST					
24	BEAD RUPTOR			BST					
25	CENTRIFUGE			BST					
26	PCR HOOD			BST					
27	ULTRALOW FREEZER			BST					
28	FILTER APPARATUS			BST					
29	MS - CHILLER			METAL PREP					
30	SONICATOR			METAL PREP					
31	PREP STATION - ICP MS			METAL PREP					
32	WATER JACKETED INCUBATORS			MICRO					
33	AIR INCUBATER			MICRO					
34	WATER BATHS			MICRO					
35	UV BOX			MICRO					
36	QUEBEC COLONY COUNTER			MICRO					
37	QUANTI - TRAY SEALER			MICRO					
38	BT SURE INCUBATER			MICRO					
39	REFRIGERATOR			MICRO					
40	DIGIPREP HOT BLOCK			METAL PREP					
41	LAB CART			SAMPLE STORAGE					
42	SAMPLE STORAGE FRIDGE			SAMPLE STORAGE					
43	LAB FREEZER CHEST			AUTOCLAVE					
44	NITROGEN TANKS			BST					
45	TURBIDIMETER			OPEN LAB					
46	BURETTE STAND			OPEN LAB					
47	OVEN - LARGE			OPEN LAB					
48	OVEN - SMALL			OPEN LAB					
49	TELEDYNE TEKMAR			OPEN LAB					
50	ISEMETER			OPEN LAB					
51	SPECTROPHOTOMETER			OPEN LAB					
52	VACUUM PUMP			OPEN LAB					
53	ARGON TANKS			M. ANALYSIS					
54	OES - CHILLER			M. ANALYSIS					
56	HELIUM TANK			M. ANALYSIS					
57	BALANCE			BALANCE					
58	REFRIGERATOR								
59	INCUBATER								
60	TISSURE GRINDER			CHLOROPHYLL					
61	CENTRIFUGE			CHLOROPHYLL					
62	FILTRATION JUG			CHLOROPHYLL					
63	3-PORT FILTRATION MANIFOLD			CHLOROPHYLL					
64	MICRO BALANCE			BALANCE					
65	WATER DIGESTOR			BST					
66	PRINTER			MICRO					
67	QUANT STUDIO 6			BST					
FE	Non-Rated Wall, 1015 Steel, Flat Trim	Activar Construction Products Group	1015						
LS-1	Rounded Outrigger, Bullnose Fascias	Kawneer	Sunshade Linear Storefront						

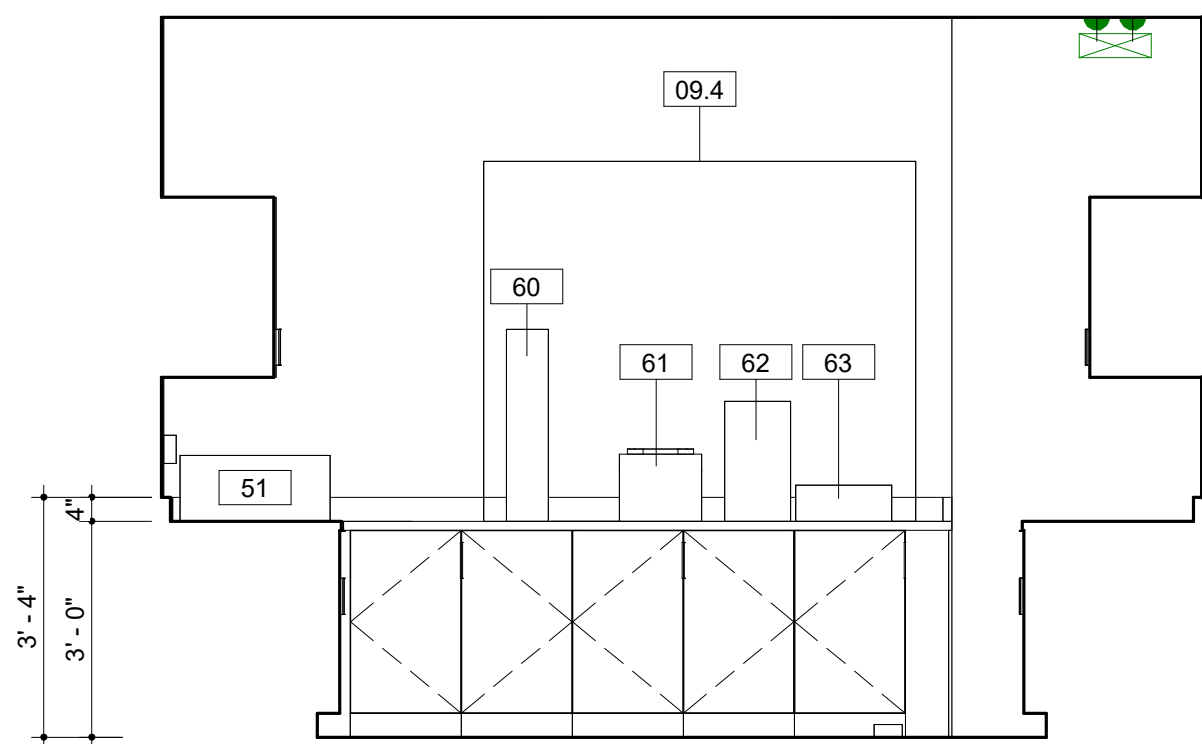


1 ENLARGED PLAN
CHLOROPHYLL
3/8" = 1'-0"

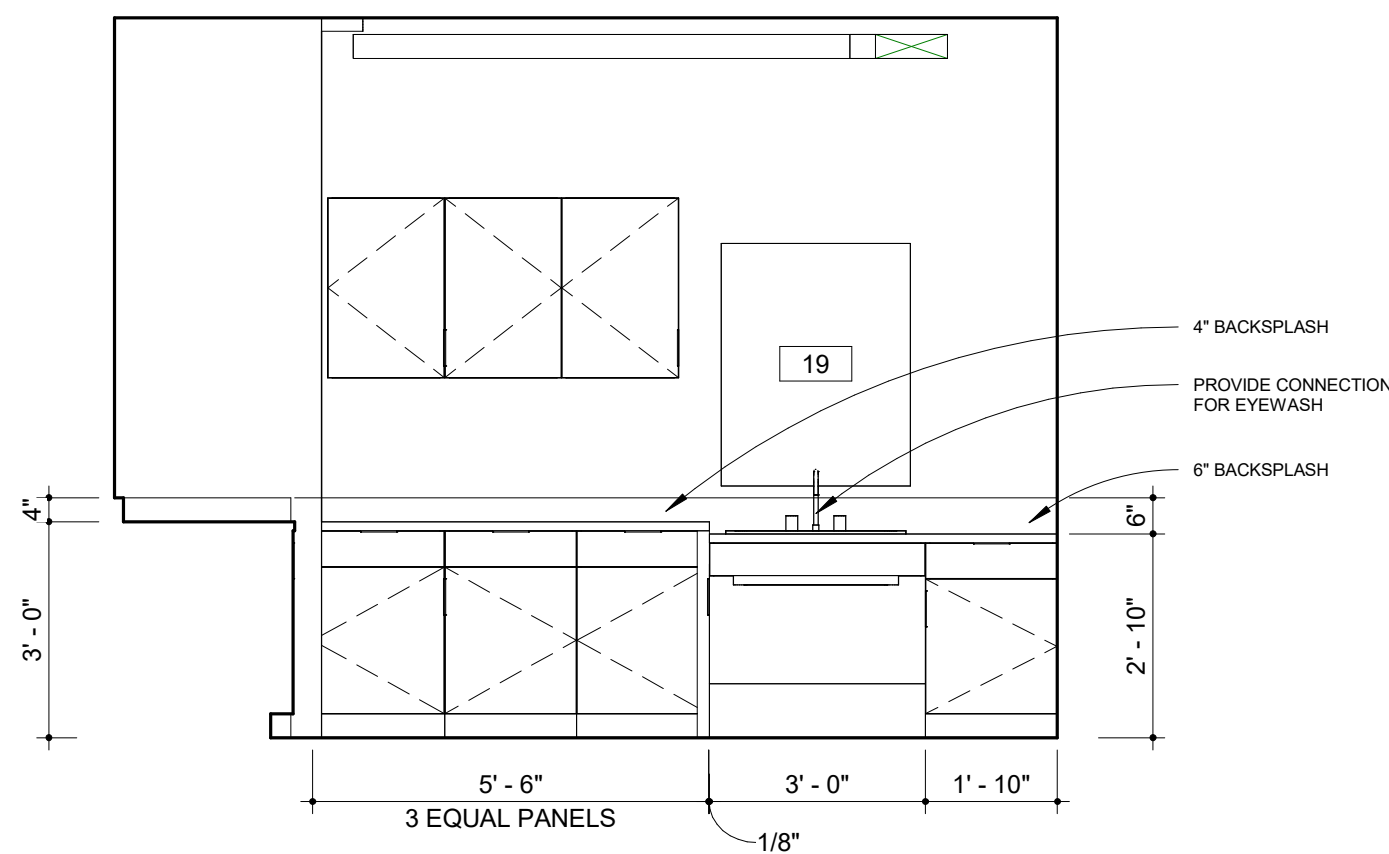
2 REFLECTED CEILING PLAN
CHLOROPHYLL
3/8" = 1'-0"



3 INTERIOR ELEVATION
LAB CHLOROPHYLL NORTH
3/8" = 1'-0"



4 INTERIOR ELEVATION
LAB CHLOROPHYLL EAST
3/8" = 1'-0"



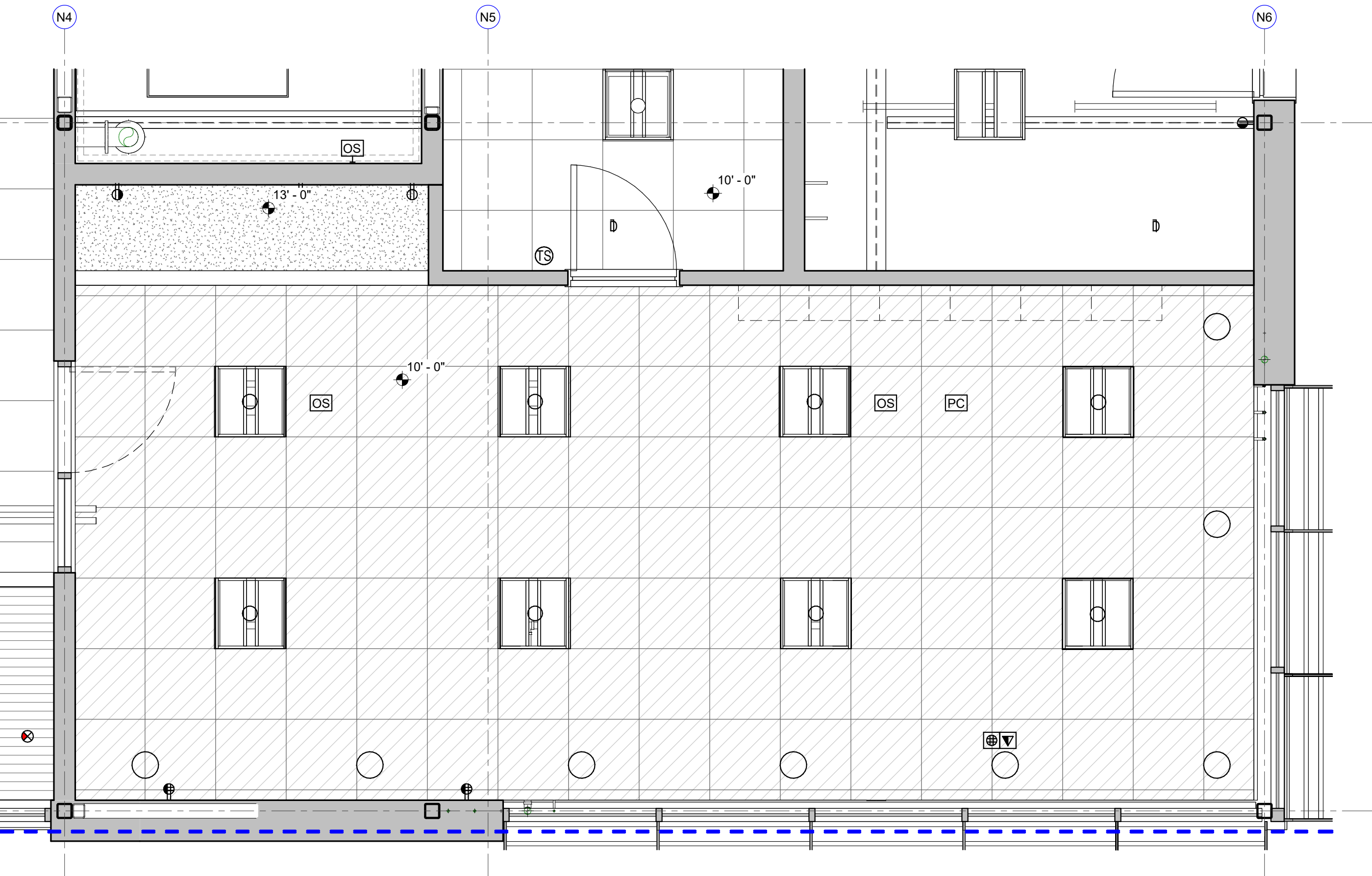
5 INTERIOR ELEVATION
LAB CHLOROPHYLL SOUTH
3/8" = 1'-0"

EQUIPMENT SCHEDULE									
MARK	DESCRIPTION	MANUFACTURER	MODEL	ROOM LOCATION	FURNISH / INSTALL	LENGTH	HEIGHT	DEPTH	COMMENTS
<varies>	<varies>	<varies>	<varies>						
01	AUTO SAMPLER			ANION, M. ANALYSIS		1' 6"	2' 4"	2' 0"	
02	RFCI MODULE			ANION		1' 0"	2' 4"	2' 0"	
03	WASTE CONTAINER			ANION					
04	SKALAR			BOD/CHLORINE					
05	PH METER			BOD/CHLORINE					
06	BOD PROBE			BOD/CHLORINE					
07	STIRRER - SM								
08	STIRRER - LG								
09.1	6' FUME HOOD ACID / ETCHING			METAL PREP	CFCI				
09.2	8' FUME HOOD ACID / ETCHING			TKN	CFCI				
09.3	4' FUME HOOD - GENERAL PURPOSE			BOD/CHLORINE	CFCI				
09.4	6' FUME HOOD - GENERAL PURPOSE			CHLOROPHYLL, OPEN LAB	CFCI				
10	EXHAUST VENT HOOD			AUTOCLAVE	CFCI				
11	STERILIZER			AUTOCLAVE					
12	MIELE DISHWASHER			AUTOCLAVE					
13	DESKTOP COMPUTER SCREEN WITH KEYBOARD			VARIES	OFOI				
14	WATER POLISHER			TKN, METAL PREP, MICRO			3' 2"		
15	HOT PLATE			TKN, OPEN LAB, MICRO					
16	DIGESTION BLOCK			TKN					
17	ANALYZER			TKN					
18	VORTEXER			TKN					
19	DRYING RACK			TKN	OFCI				PROVIDE WALL BLOCKING
20	ULTRA LOW FREEZER			BST					
21	QIACUBE CONNECT			BST					
22	PLATE SPINNER			BST					
23	NANODROP			BST					
24	BEAD RUPTOR			BST					
25	CENTRIFUGE			BST					
26	PCR HOOD			BST					
27	ULTRALOW FREEZER			BST					
28	FILTER APPARATUS			BST					
29	MS - CHILLER			METAL PREP					
30	SONICATOR			METAL PREP					
31	PREP STATION - ICP MS			METAL PREP					
32	WATER JACKETED INCUBATORS			MICRO					
33	AIR INCUBATOR			MICRO					
34	WATER BATHS			MICRO					
35	UV BOX			MICRO					
36	QUEBEC COLONY COUNTER			MICRO					
37	QUANTI - TRAY SEALER			MICRO					
38	BT SURE INCUBATOR			MICRO					
39	REFRIGERATOR			MICRO					
40	DIGIPREP HOT BLOCK			METAL PREP					
41	LAB CART			SAMPLE STORAGE					
42	SAMPLE STORAGE FRIDGE			SAMPLE STORAGE					
43	LAB FREEZER CHEST			AUTOCLAVE					
44	NITROGEN TANKS			BST					
45	TURBIDMETER			OPEN LAB					
46	BURETTE STAND			OPEN LAB					
47	OVEN - LARGE			OPEN LAB					
48	OVEN - SMALL			OPEN LAB					
49	TELEDYNE TEKMAR			OPEN LAB					
50	ISEMETER			OPEN LAB					
51	SPECTROPHOTOMETER			OPEN LAB					
52	VACUUM PUMP			OPEN LAB					
53	ARGON TANKS			M. ANALYSIS					
54	OES - CHILLER			M. ANALYSIS					
56	HELIUM TANK			M. ANALYSIS					
57	BALANCE			BALANCE					
58	REFRIGERATOR								
59	INCUBATOR								
60	TISSURE GRINDER			CHLOROPHYLL					
61	CENTRIFUGE			CHLOROPHYLL					
62	FILTRATION JUG			CHLOROPHYLL					
63	3-PORT FILTRATION MANIFOLD			CHLOROPHYLL					
64	MICRO BALANCE			BALANCE					
65	WATER DIGESTOR			BST					
66	PRINTER			MICRO					
67	QUANT STUDIO 6			BST					
FE	Non-Rated Wall, 1015 Steel, Flat Trim	Activar Construction Products Group	1015						
LS-1	Rounded Outrigger, Bulnose Fascias	Kawneer	Sunshade Linear Storefront						

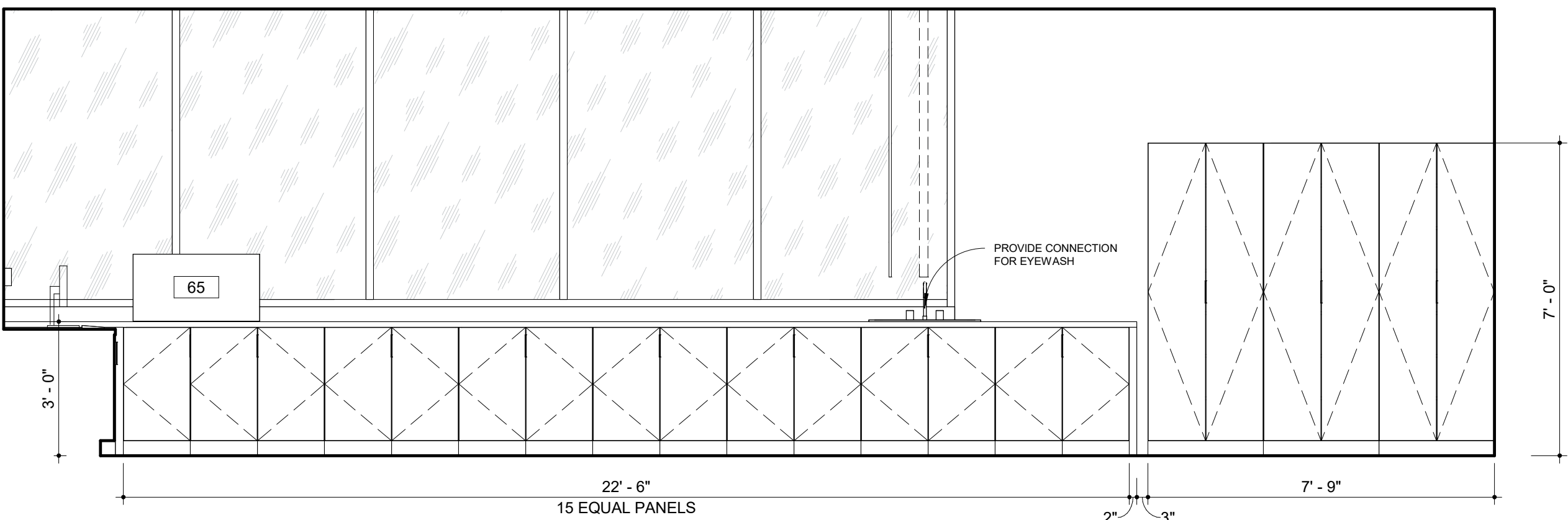
EQUIPMENT SCHEDULE

MARK	DESCRIPTION	MANUFACTURER	MODEL	ROOM LOCATION	FURNISH / INSTALL	LENGTH	HEIGHT	DEPTH	COMMENTS
	<varies>	<varies>	<varies>						
01	AUTO SAMPLER			ANION, M. ANALYSIS		1' 6"	2' 4"	2' 0"	
02	RFCI MODULE			ANION		1' 0"	2' 4"	2' 0"	
03	WASTE CONTAINER			ANION					
04	SKALAR			BOD/CHLORINE					
05	PH METER			BOD/CHLORINE					
06	BOD PROBE			BOD/CHLORINE					
07	STIRRER - SM								
08	STIRRER - LG								
09.1	6' FUME HOOD ACID / ETCHING			METAL PREP	CFCI				
09.2	8' FUME HOOD ACID / ETCHING			TKN	CFCI				
09.3	4' FUME HOOD - GENERAL PURPOSE			BOD/CHLORINE	CFCI				
09.4	6' FUME HOOD - GENERAL PURPOSE			CHLOROPHYLL, OPEN LAB	CFCI				
10	EXHAUST VENT HOOD			AUTOClave	CFCI				
11	STERILIZER			AUTOClave					
12	MIELE DISHWASHER			AUTOClave					
13	DESKTOP COMPUTER SCREEN WITH KEYBOARD			VARIES	OFOI				
14	WATER POLISHER			TKN, METAL PREP, MICRO			3' 2"		
15	HOT PLATE			TKN, OPEN LAB, MICRO					
16	DIGESTION BLOCK			TKN					
17	ANALYZER			TKN					
18	VORTEXER			TKN					
19	DRYING RACK			TKN					
20	ULTRA LOW FREEZER			BST	OFCI				PROVIDE WALL BLOCKING
21	QIACUBE CONNECT			BST					
22	PLATE SPINNER			BST					
23	NANODROP			BST					
24	BEAD RUPTOR			BST					
25	CENTRIFUGE			BST					
26	PCR HOOD			BST					
27	ULTRALOW FREEZER			BST					
28	FILTER APPARATUS			BST					
29	MS - CHILLER			METAL PREP					
30	SONICATOR			METAL PREP					
31	PREP STATION - ICP MS			METAL PREP					
32	WATER JACKETED INCUBATORS			MICRO					
33	AIR INCUBATOR			MICRO					
34	WATER BATHS			MICRO					
35	UV BOX			MICRO					
36	QUEBEC COLONY COUNTER			MICRO					
37	QUANTI - TRAY SEALER			MICRO					
38	BT SURE INCUBATOR			MICRO					
39	REFRIGERATOR			MICRO					
40	DIGIPREP HOT BLOCK			METAL PREP					
41	LAB CART			SAMPLE STORAGE					
42	SAMPLE STORAGE FRIDGE			SAMPLE STORAGE					
43	LAB FREEZER CHEST			AUTOClave					
44	NITROGEN TANKS			BST					
45	TURBIDMETER			OPEN LAB					
46	BURETTE STAND			OPEN LAB					
47	OVEN - LARGE			OPEN LAB					
48	OVEN - SMALL			OPEN LAB					
49	TELEDYNE TEKMAR			OPEN LAB					
50	ISEMETER			OPEN LAB					
51	SPECTROPHOTOMETER			OPEN LAB					
52	VACUUM PUMP			OPEN LAB					
53	ARGON TANKS			M. ANALYSIS					
54	OES - CHILLER			M. ANALYSIS					
56	HELIUM TANK			M. ANALYSIS					
57	BALANCE			BALANCE					
58	REFRIGERATOR								
59	INCUBATOR								
60	TISSURE GRINDER			CHLOROPHYLL					
61	CENTRIFUGE			CHLOROPHYLL					
62	FILTRATION JUG			CHLOROPHYLL					
63	3-PORT FILTRATION MANIFOLD			CHLOROPHYLL					
64	MICRO BALANCE			BALANCE					
65	WATER DIGESTOR			BST					
66	PRINTER			MICRO					
67	QUANT STUDIO 6			BST					
FE	Non-Rated Wall, 1015 Steel, Flat Trim	Activar Construction Products Group	1015						
LS-1	Rounded Outrigger, Bullnose Fascias	Kawneer	Sunshade Linear Storefront						

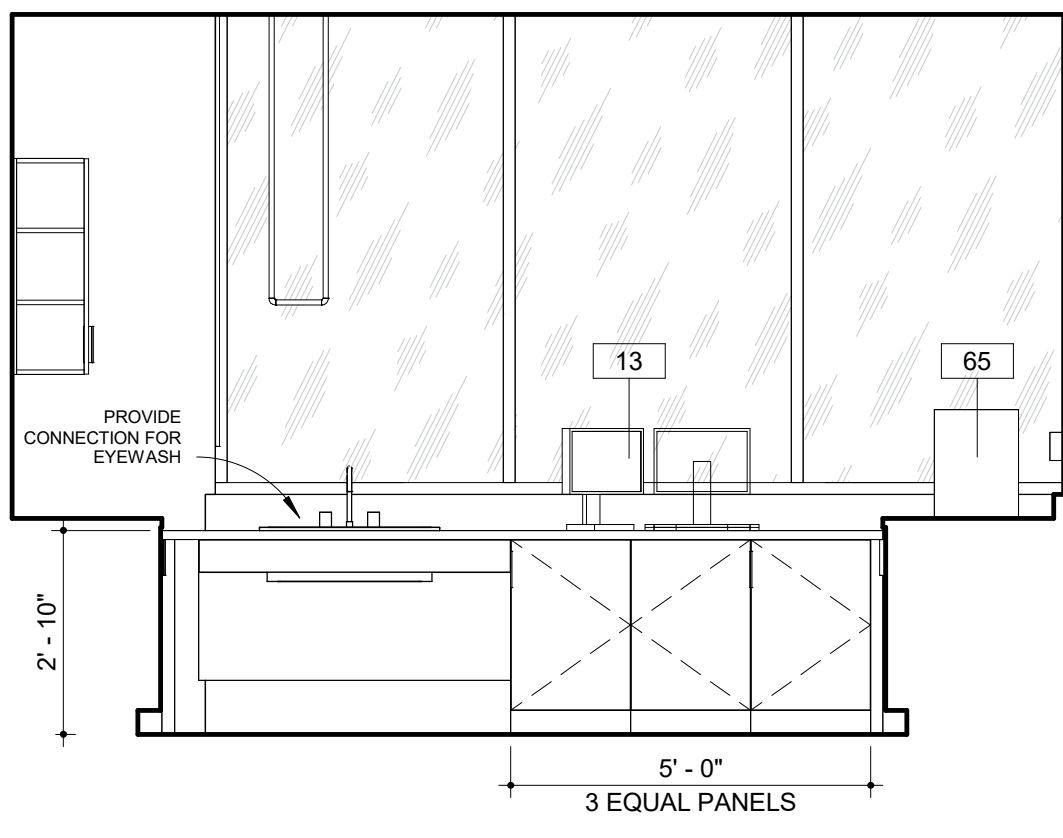
1 ENLARGED PLAN
WET LAB - SOUTH
3/8" = 1'-0"



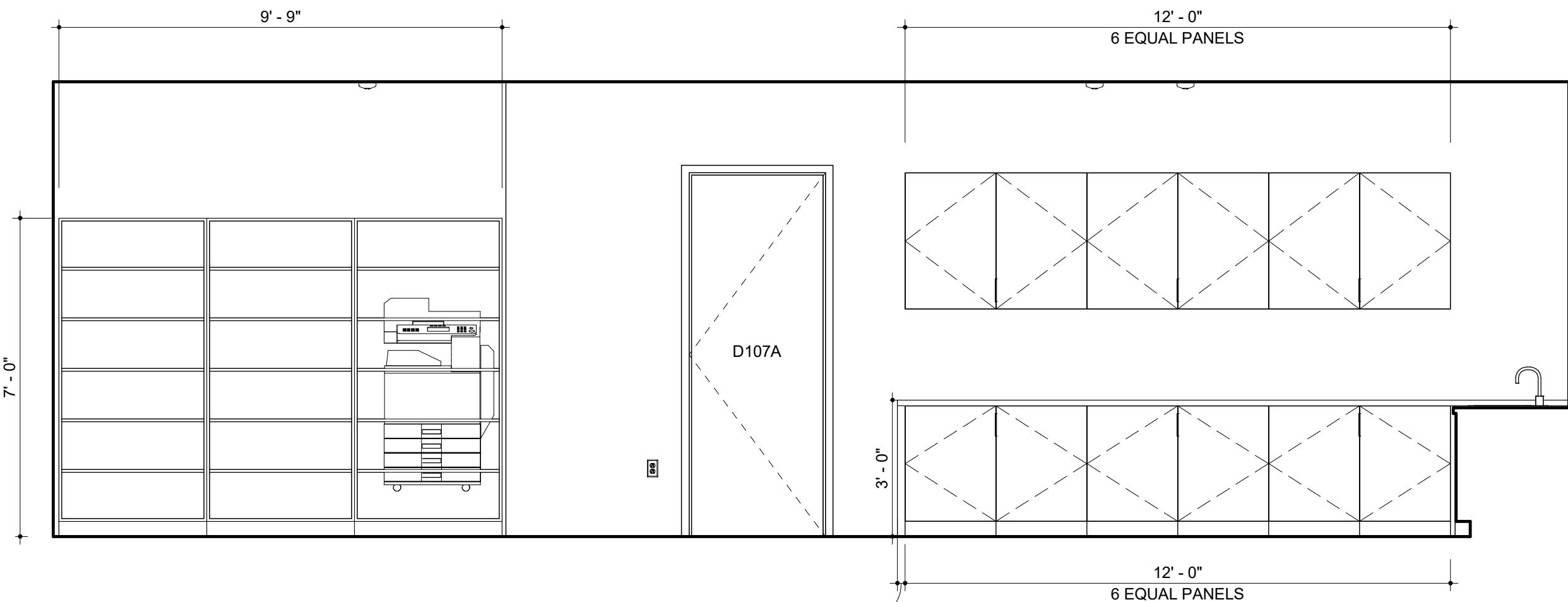
2 REFLECTED CEILING PLAN
WET LAB RCP
3/8" = 1'-0"



3 INTERIOR ELEVATION
WET LAB - SOUTH
3/8" = 1'-0"

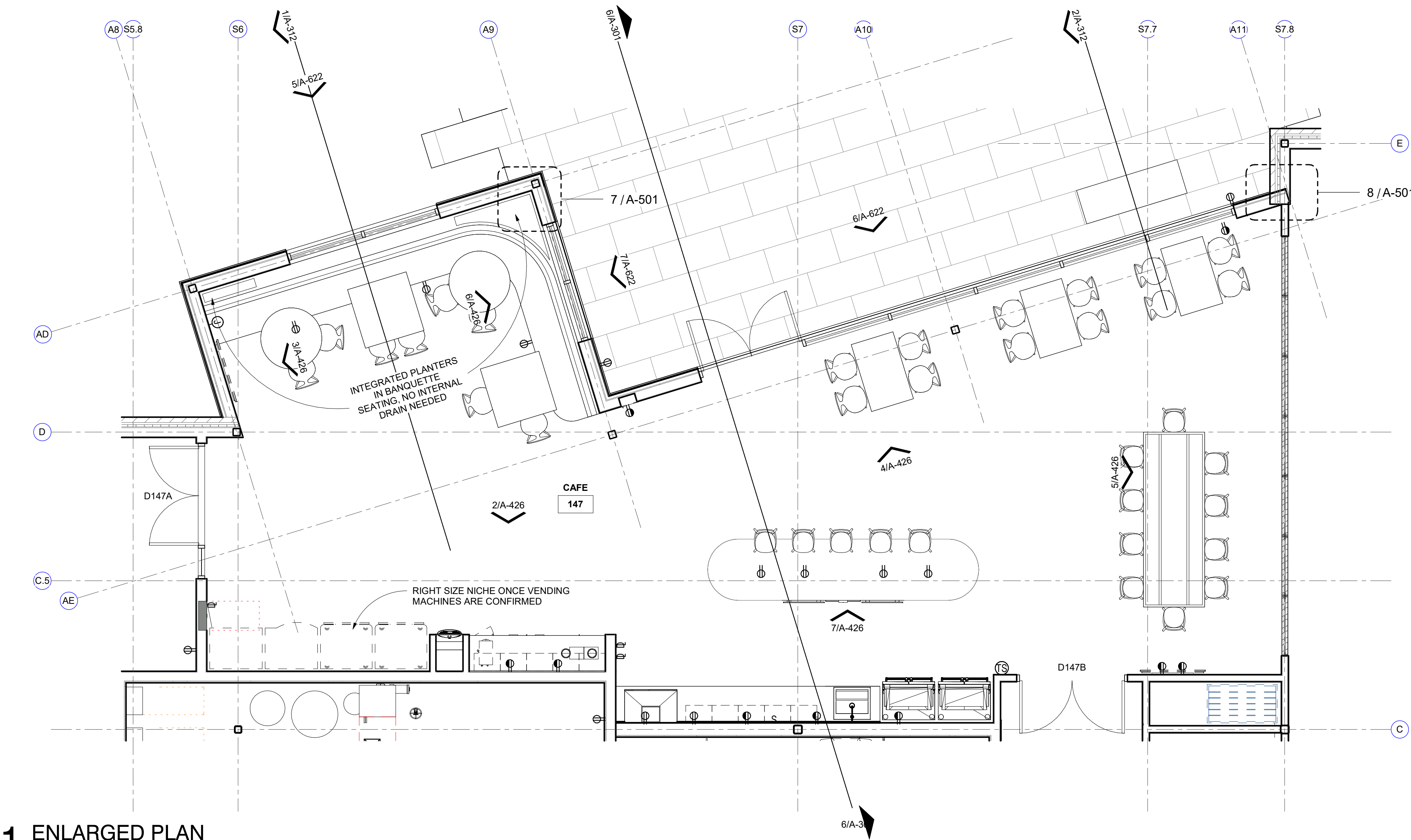


4 INTERIOR ELEVATION
WET LAB - EAST
3/8" = 1'-0"

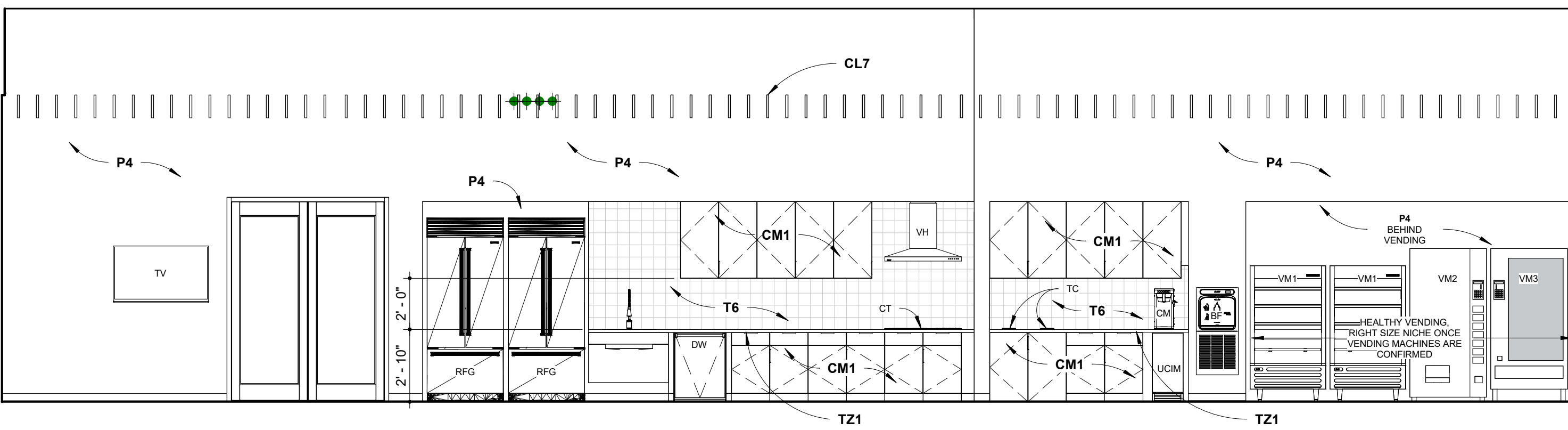


5 INTERIOR ELEVATION
WET LAB - NORTH
3/8" = 1'-0"

REF A-012 AND A-601 FOR INTERIOR FINISHES
BASIS OF DESIGN FOR PRICING PURPOSES

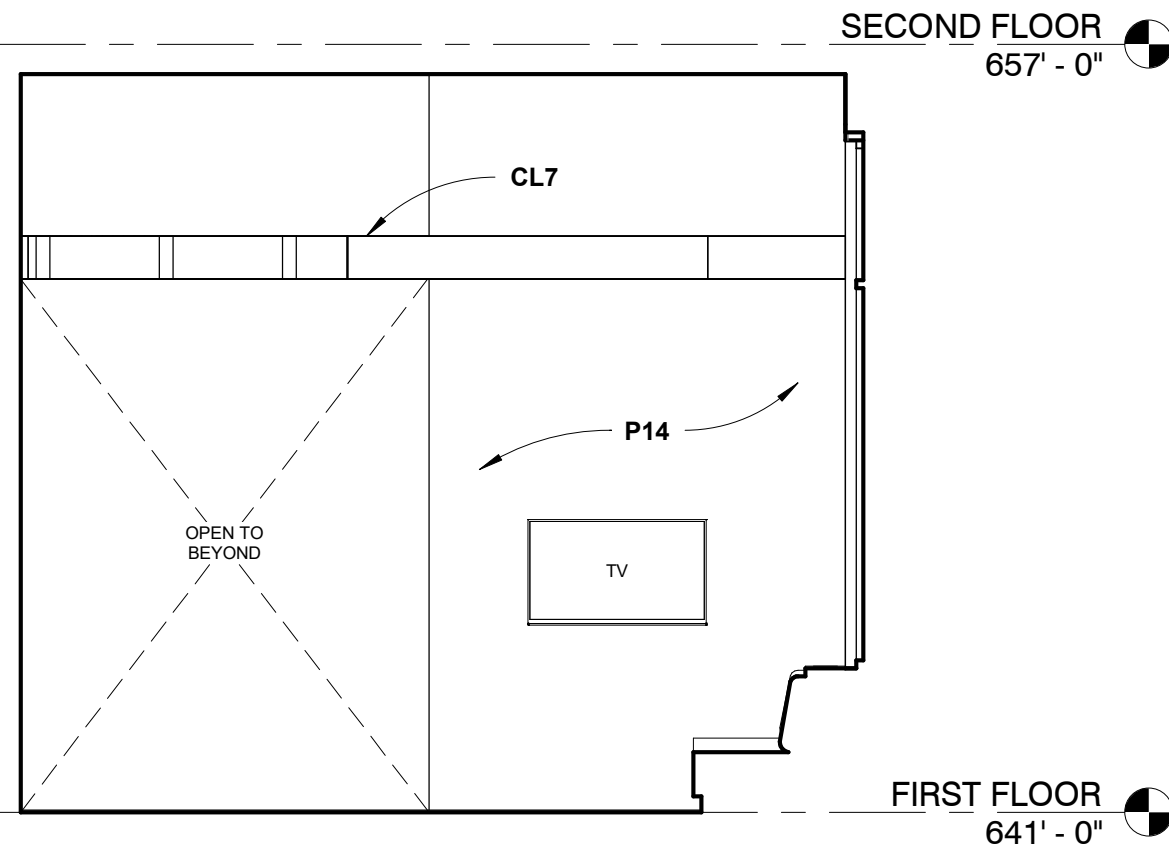


1 ENLARGED PLAN
CAFE
1/4" = 1'-0"

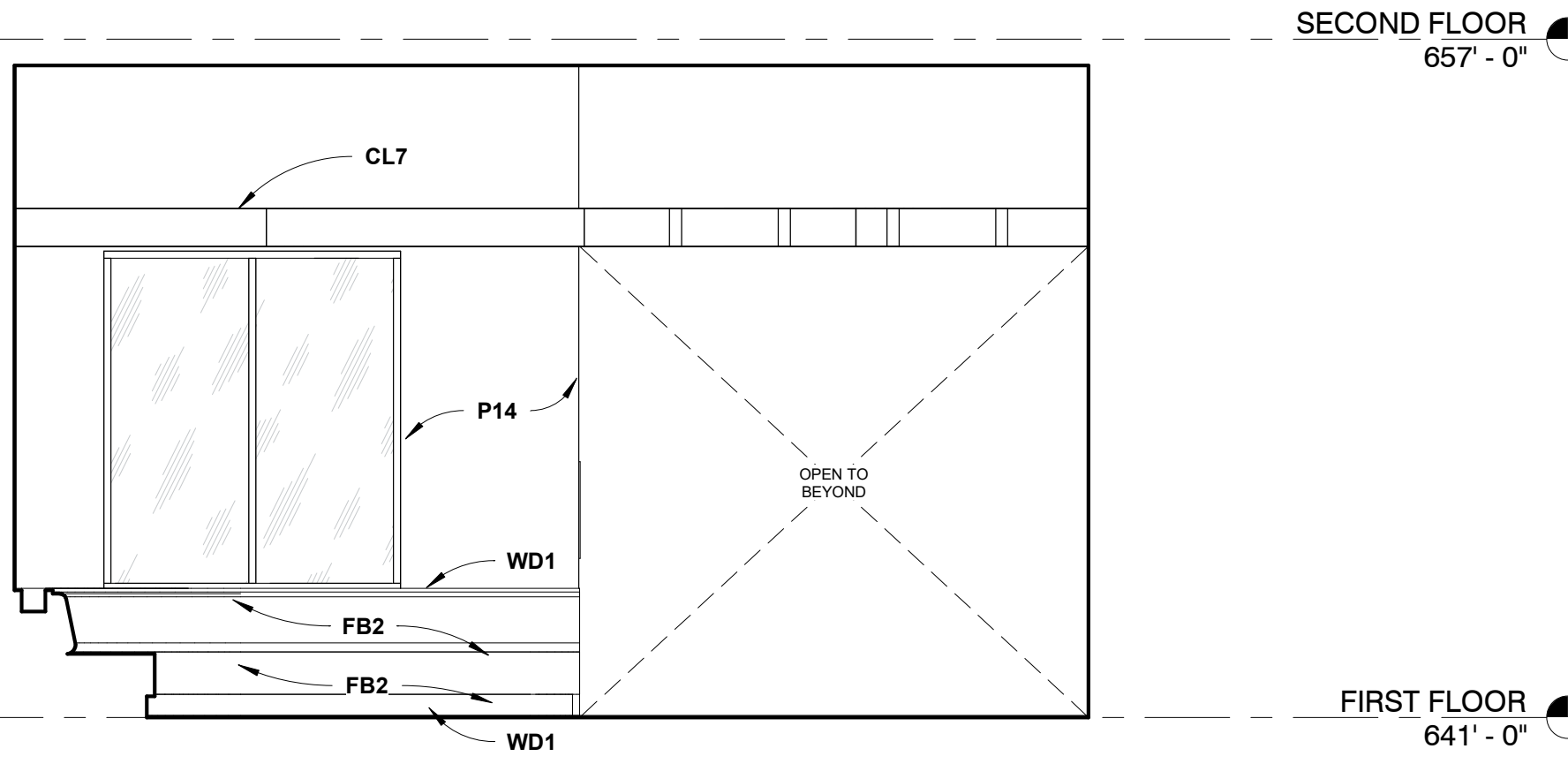


2 INTERIOR ELEVATION
CAFE SOUTH
1/4" = 1'-0"

EQUIPMENT SCHEDULE				
SYMBOL	APPLIANCE	MODEL #	PROVIDED/INSTALLED	COMMENTS
RFG	FREESTANDING REFRIGERATOR	BOSCH / B36CT80SNS	OFCI	
DW	DISH WASHER	BOSCH / 800 SERIES / SGX68U55UC	OFCI	
CT	INDUCTION COOK TOP	WOLF / SUB-ZERO / C365CB / OR APPROVED EQUAL	OFCI	
VH	VENT HOOD	WOLF / SUB-ZERO / ICBVW36S	OFCI	
TC	TRASH CHUTE	BOBRICK / B-529	OFCI	
UCIM	UNDER COUNTER ICE MAKER	SUMMIT / BIM44GADA	OFCI	
BF	BOTTLE FILLER	ELKAY / LZWSM8K	OFCI	
VM1	OPEN AIR COOLER	BEVERAGE AIR / VMHC7-1-W	OFCI	
VM2	VENDING MACHINE - DRINKS	AMS / BEVERAGE MERCHANDISER	OFCI	
VM3	VENDING MACHINE - FOOD	AMS / CLASSIC SNACK MACHINE	OFCI	
CM	COFFEE MAKER	CURTIS / TLP12A19	OFCI	
TV	TELEVISION	ABC	OFCI	
NOTES:		1. REFER TO TYPICAL MOUNTING HEIGHTS UNLESS NOTED OTHERWISE. 2. CMAR TO CONFIRM APPLIANCES SELECTION WITH OWNER BEFORE PROCURING AND INSTALLING.		
		OFCI - OWNER FURNISHED / CONTRACTOR INSTALLED OFCI - OWNER FURNISHED / OWNER INSTALLED OFCI - CONTRACTOR FURNISHED / CONTRACTOR INSTALLED		

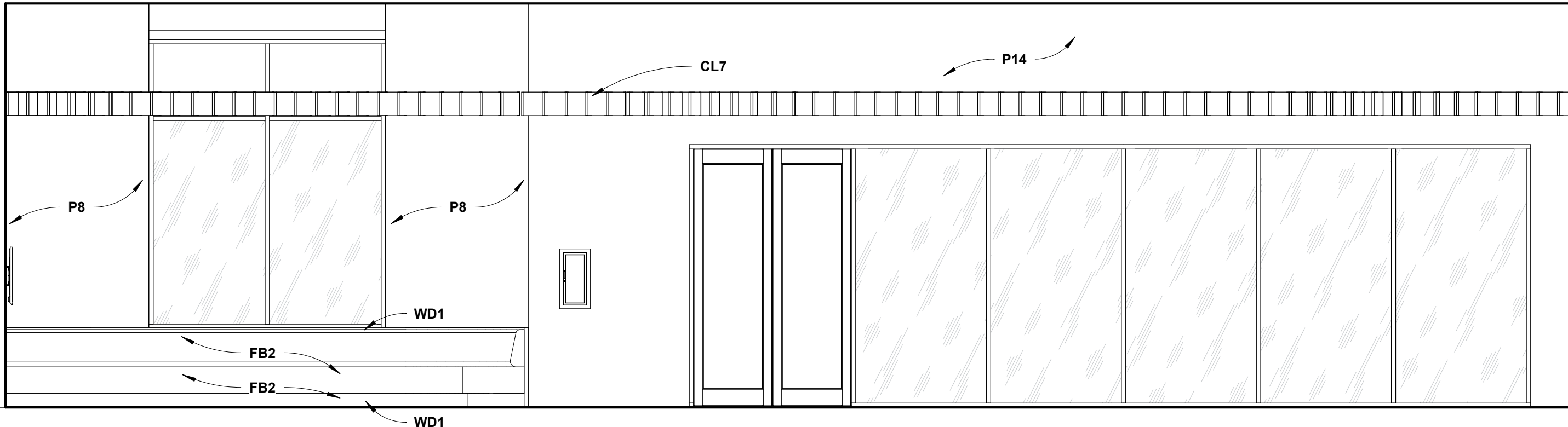


3 INTERIOR ELEVATION
CAFE NORTHEAST
1/4" = 1'-0"

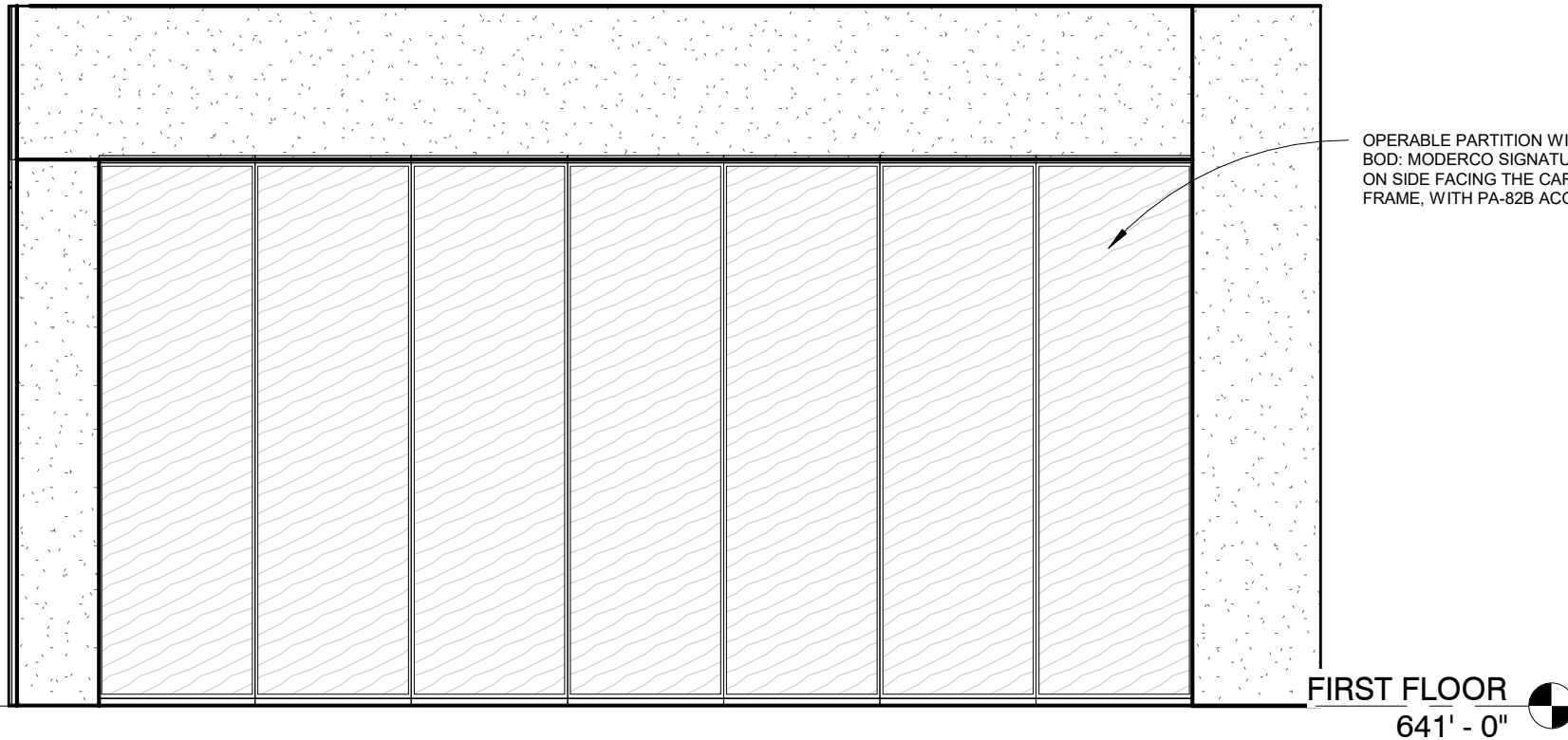


6 INTERIOR ELEVATION
CAFE NORTHWEST
1/4" = 1'-0"

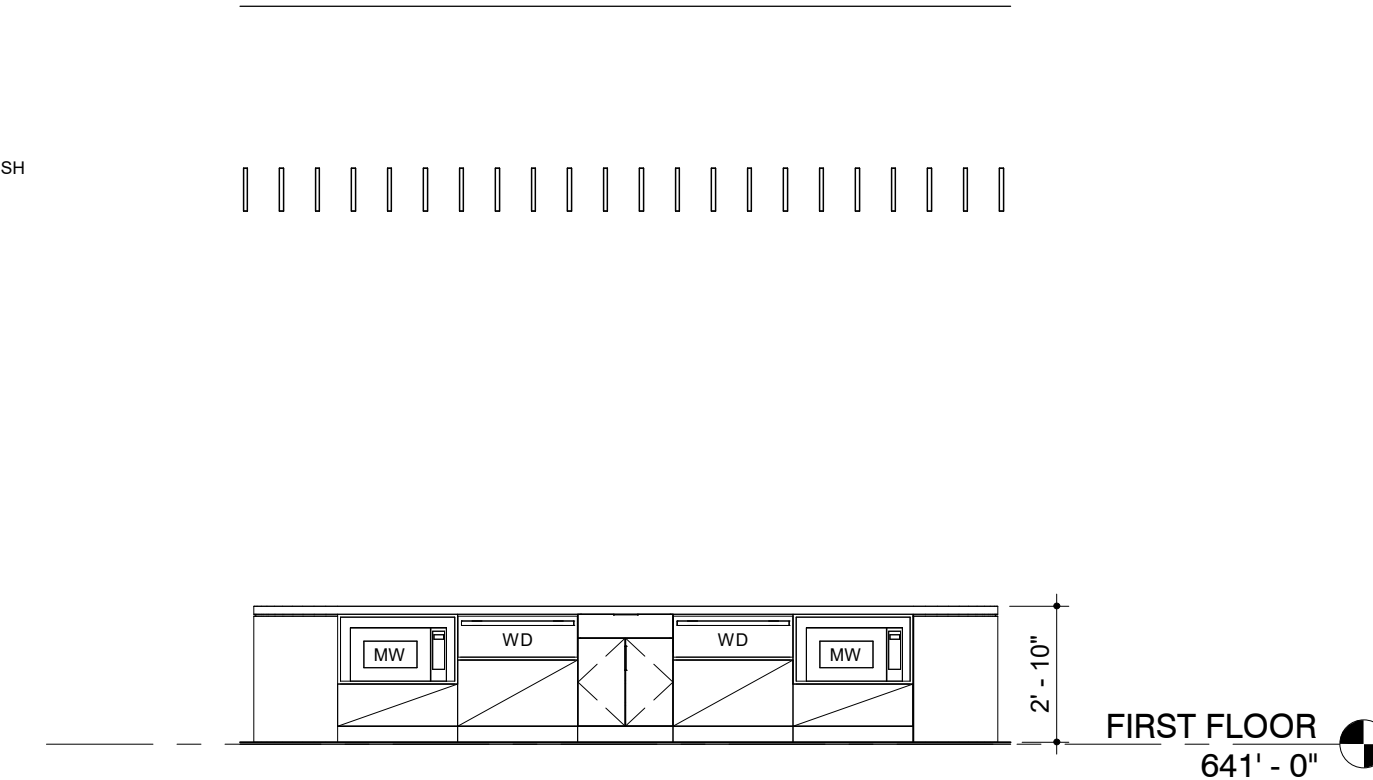
EQUIPMENT SCHEDULE				
SYMBOL	APPLIANCE	MODEL #	PROVIDED/INSTALLED	COMMENTS
MW	MICROWAVE	WOLF / MS24	OFCI	
WD	WARMING DRAWER	WOLF / SUB-ZERO / WWD30 / OR APPROVED EQUAL	OFCI	
NOTES:		1. REFER TO TYPICAL MOUNTING HEIGHTS UNLESS NOTED OTHERWISE. 2. CMAR TO CONFIRM APPLIANCES SELECTION WITH OWNER BEFORE PROCURING AND INSTALLING.		
		OFCI - OWNER FURNISHED / CONTRACTOR INSTALLED OFCI - OWNER FURNISHED / OWNER INSTALLED OFCI - CONTRACTOR FURNISHED / CONTRACTOR INSTALLED		



4 INTERIOR ELEVATION
CAFE NORTH
1/4" = 1'-0"



5 INTERIOR ELEVATION
CAFE WEST
1/4" = 1'-0"



7 INTERIOR ELEVATION
CAFE ISLAND
1/4" = 1'-0"

San Antonio River Authority

SARA Sheridan Campus

201 W Sheridan St
San Antonio, TX
78204

revision date

LAKE FLATO
RVK
ARCHITECTURE

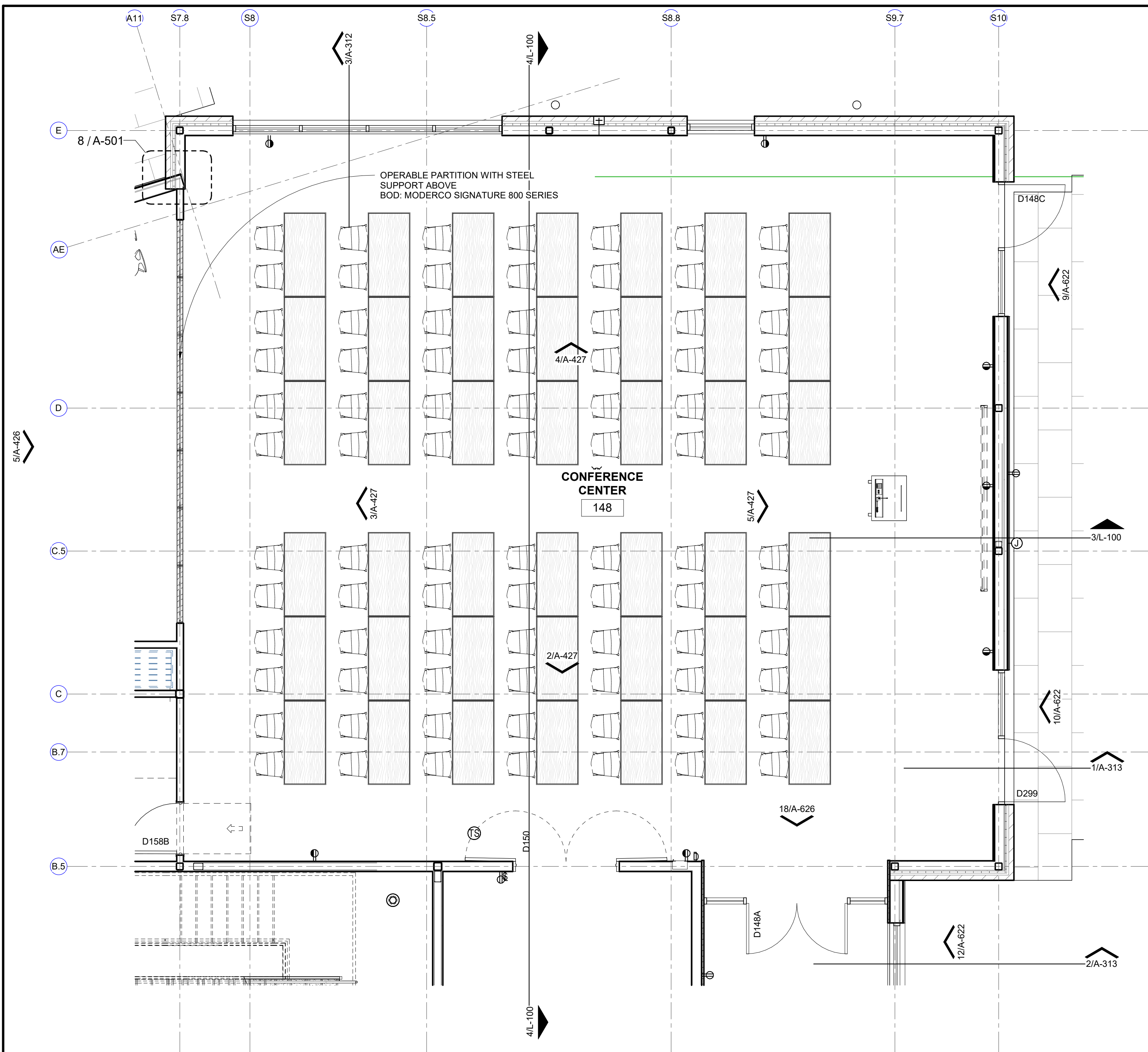
2002 N. Saint Mary's St.
San Antonio Texas 78212
Office: 210.733.3535
web: www.rvkarchitecture.com

30%
CONSTRUCTION
DOCUMENTS

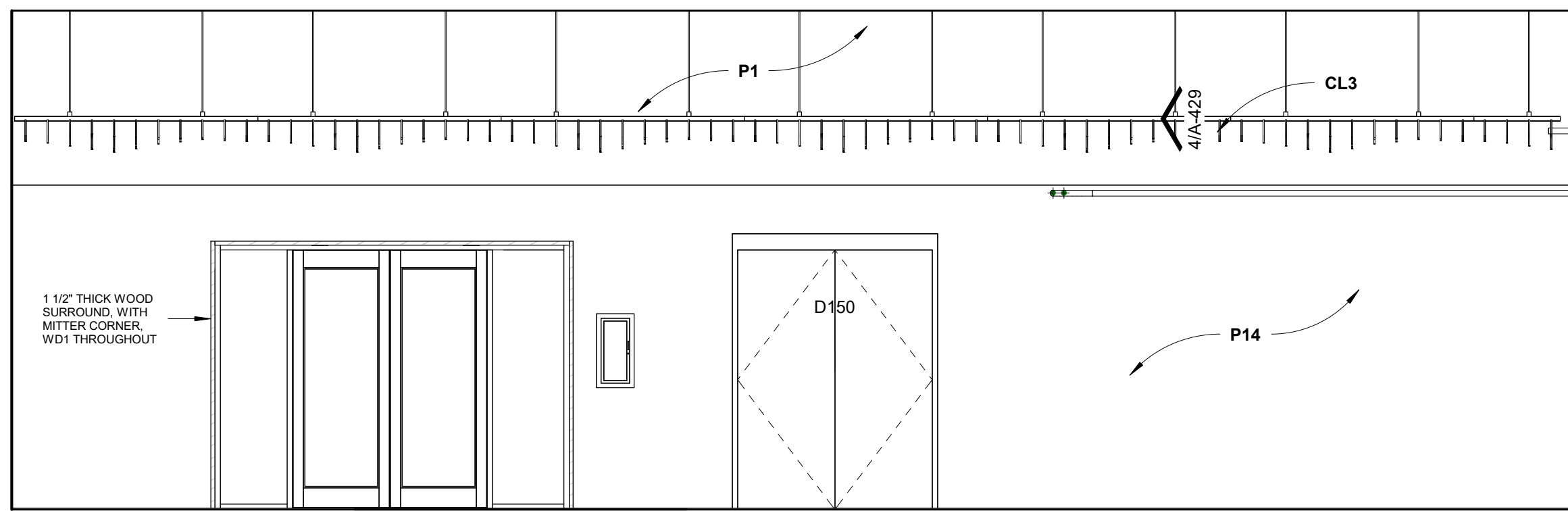
A-426
ENLARGED PLANS -
CAFE

7/26/2024 9:55:02 AM

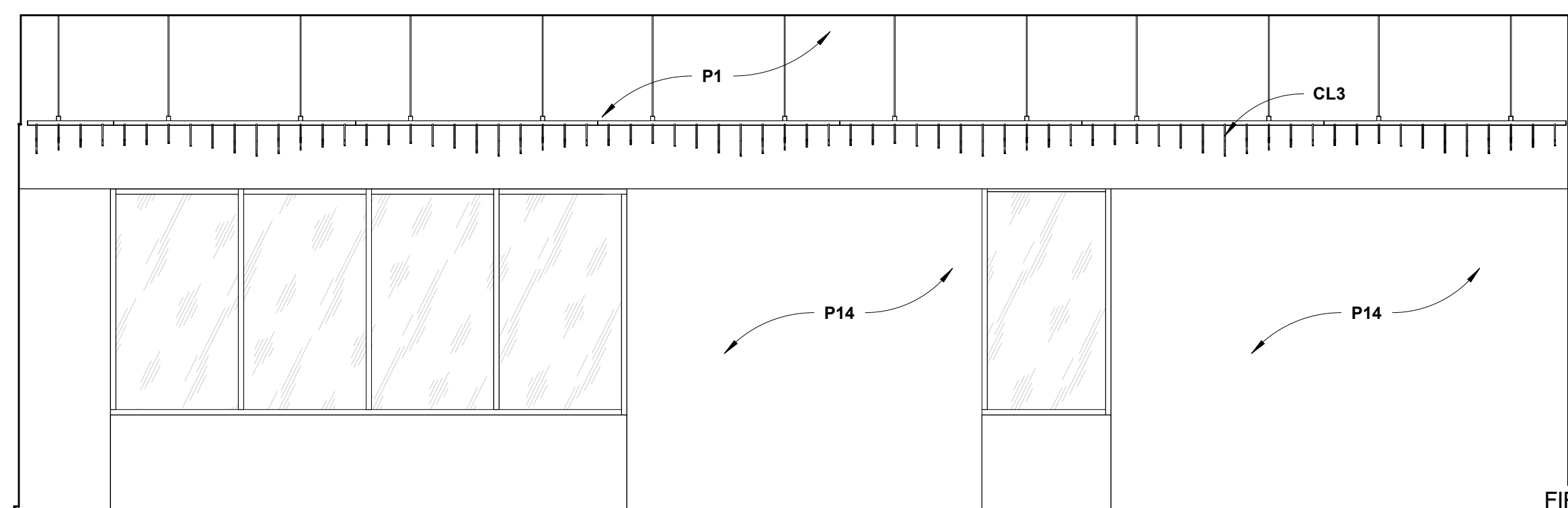
REF A-012 AND A-601 FOR INTERIOR FINISHES
BASIS OF DESIGN FOR PRICING PURPOSES



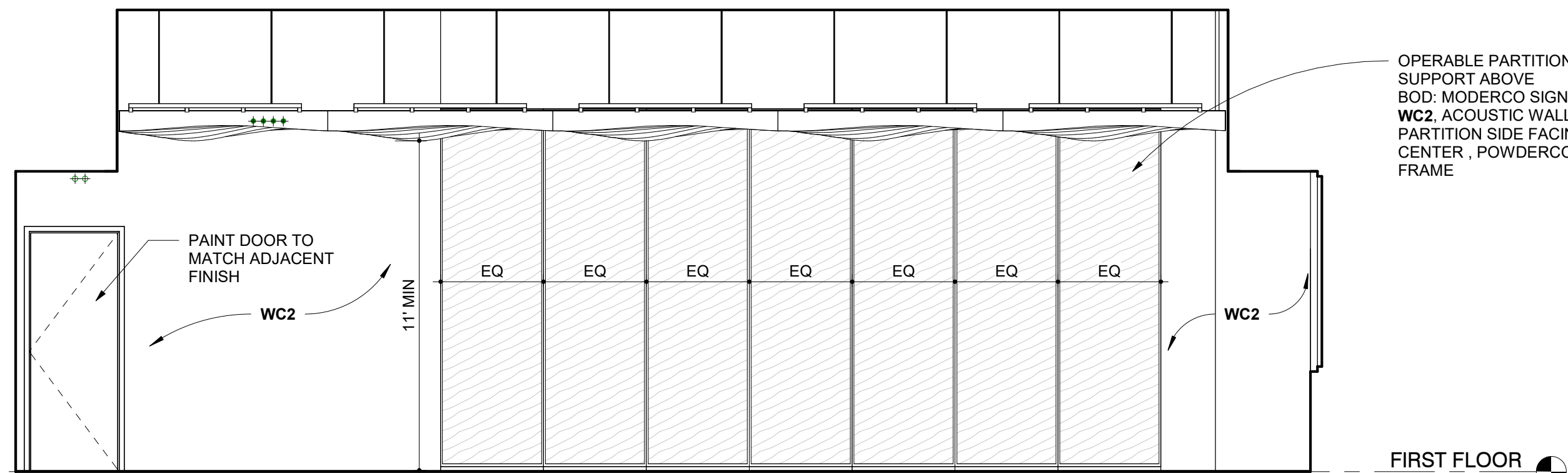
1 ENLARGED PLAN
CONFERENCE CENTER
1/4" = 1'-0"



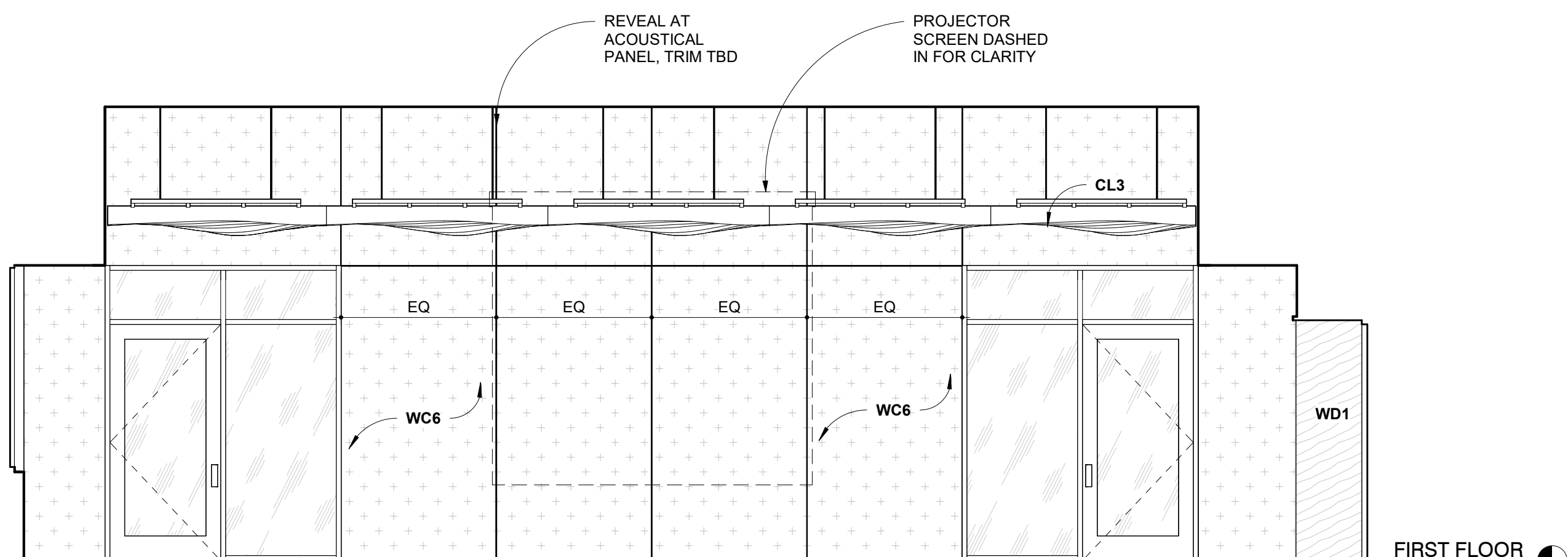
2 INTERIOR ELEVATION
CONFERENCE CENTER SOUTH
1/4" = 1'-0"



4 INTERIOR ELEVATION
CONFERENCE CENTER - NORTH
1/4" = 1'-0"

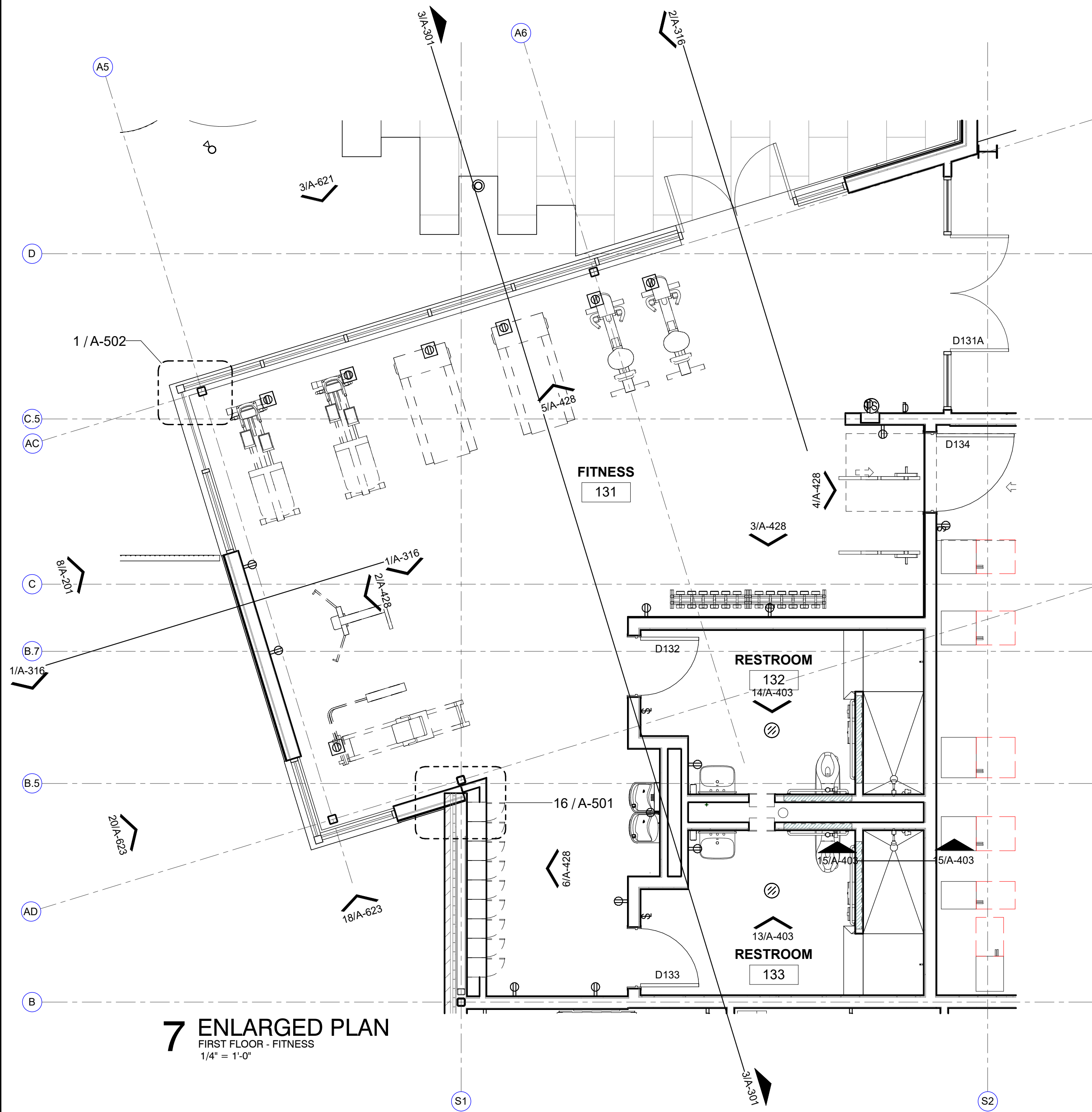


3 INTERIOR ELEVATION
CONFERENCE CENTER EAST
1/4" = 1'-0"

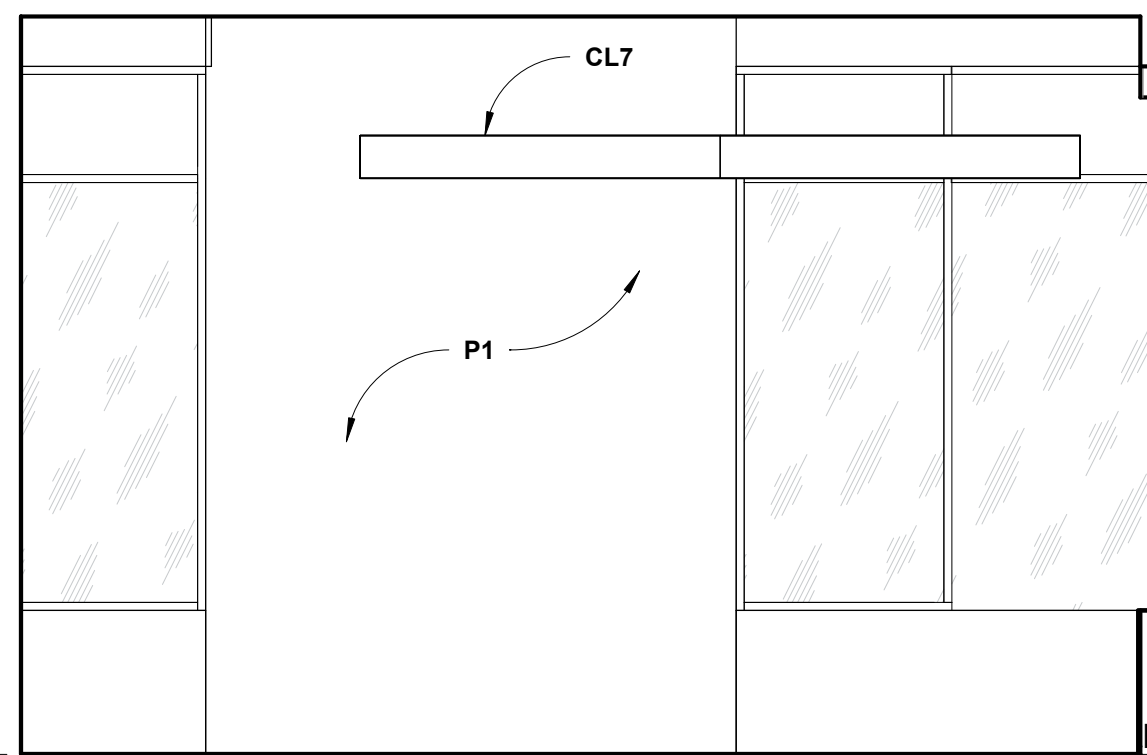


5 INTERIOR ELEVATION
CONFERENCE CENTER WEST
1/4" = 1'-0"

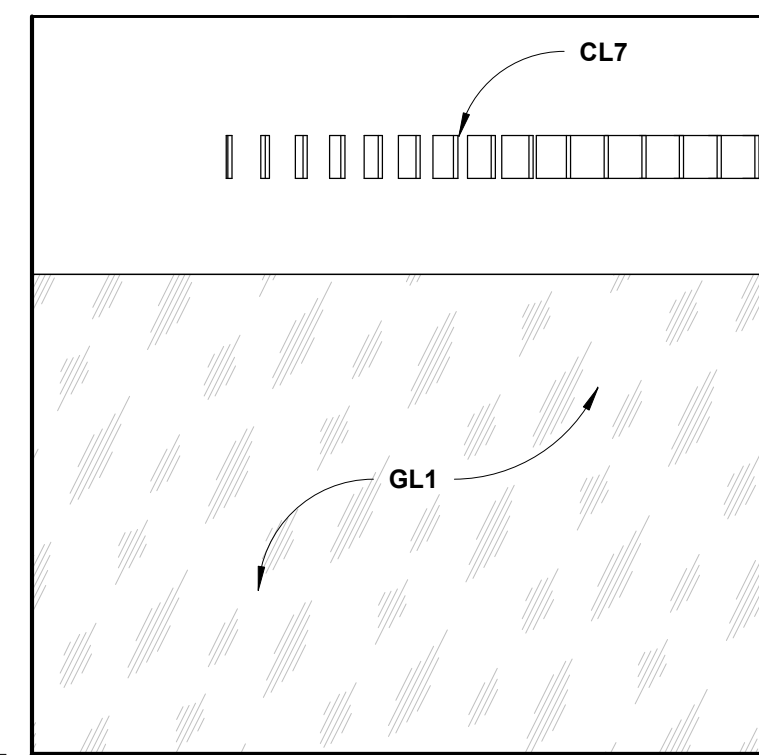
REF A-012 AND A-601 FOR INTERIOR FINISHES
BASIS OF DESIGN FOR PRICING PURPOSES



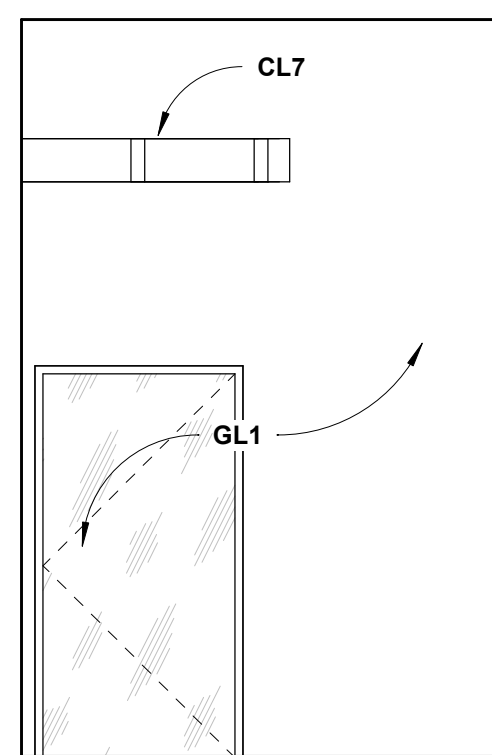
7 ENLARGED PLAN
FIRST FLOOR - FITNESS
1/4" = 1'-0"



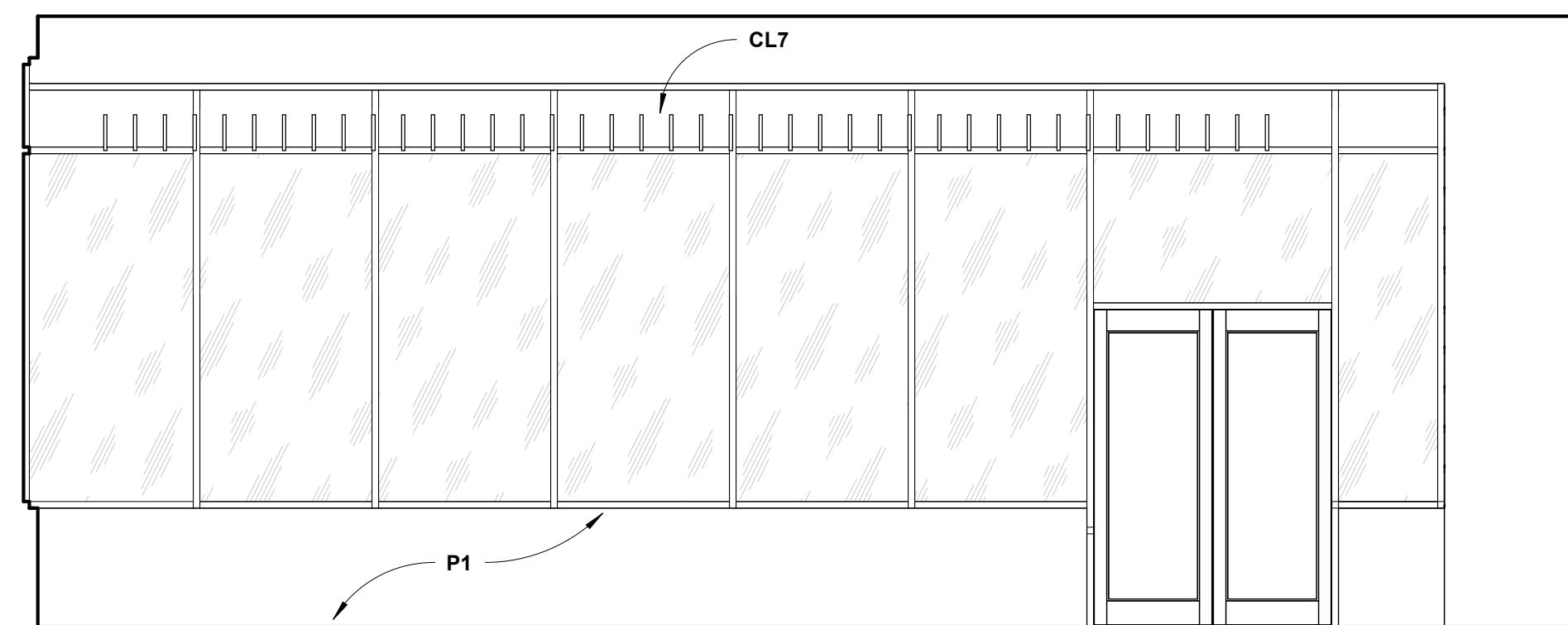
2 INTERIOR ELEVATION
Elevation 40 - a
1/4" = 1'-0"



3 INTERIOR ELEVATION
Elevation 42 - a
1/4" = 1'-0"

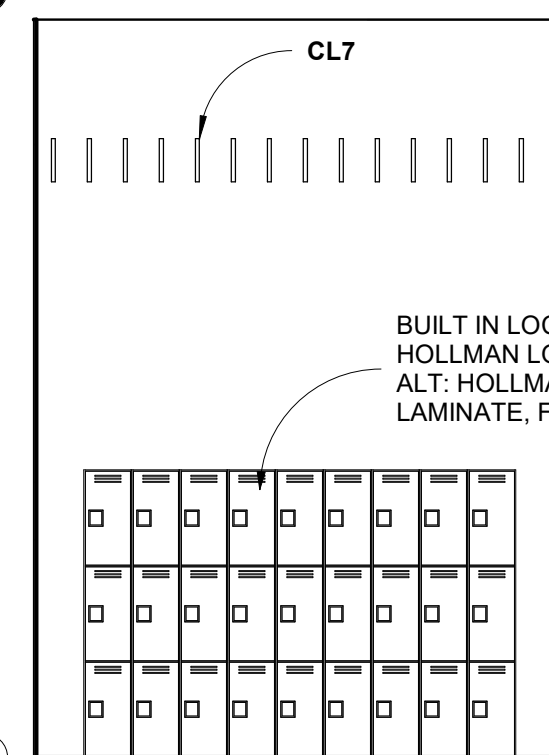


4 INTERIOR ELEVATION
Elevation 43 - a
1/4" = 1'-0"



5 INTERIOR ELEVATION
Elevation 44 - a
1/4" = 1'-0"

SECOND FLOOR
657' - 0"



6 INTERIOR ELEVATION
LOCKERS @ FITNESS - WEST
1/4" = 1'-0"

Project No. 22068A

Registered Architect
Edith Hund
19339

PRELIMINARY
This design document is
incomplete and may not be
used for regulatory approval,
permitting, or construction.

Date 2024-07-26

San Antonio River Authority

SARA Sheridan Campus

201 W Sheridan St

San Antonio, TX

78204

revision date

LAKE FLATO

RVK

ARCHITECTURE

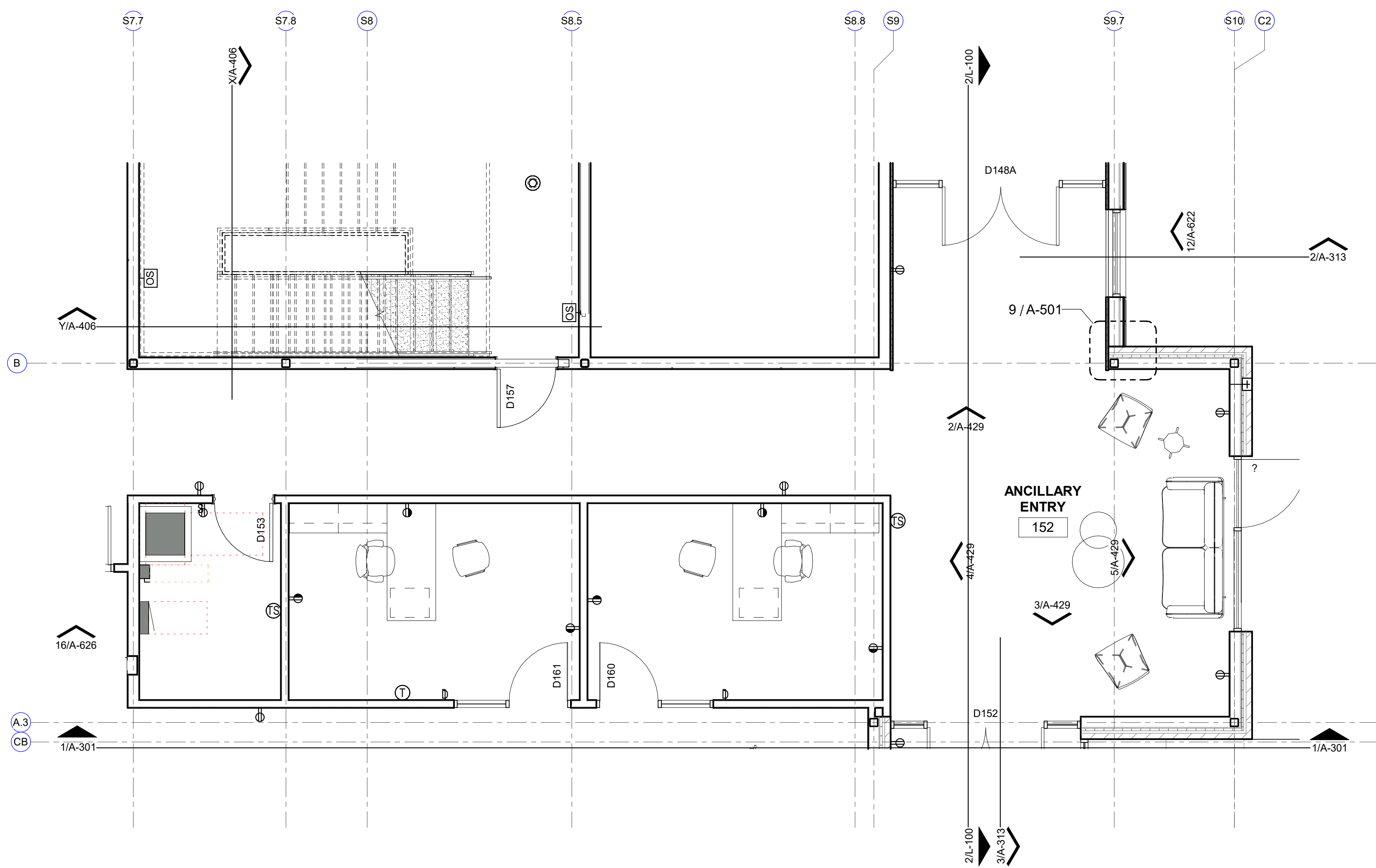
2002 N. Saint Mary's St.
San Antonio Texas 78212
Office: 210.733.3535
web: www.rvkarchitecture.com

30%
CONSTRUCTION
DOCUMENTS

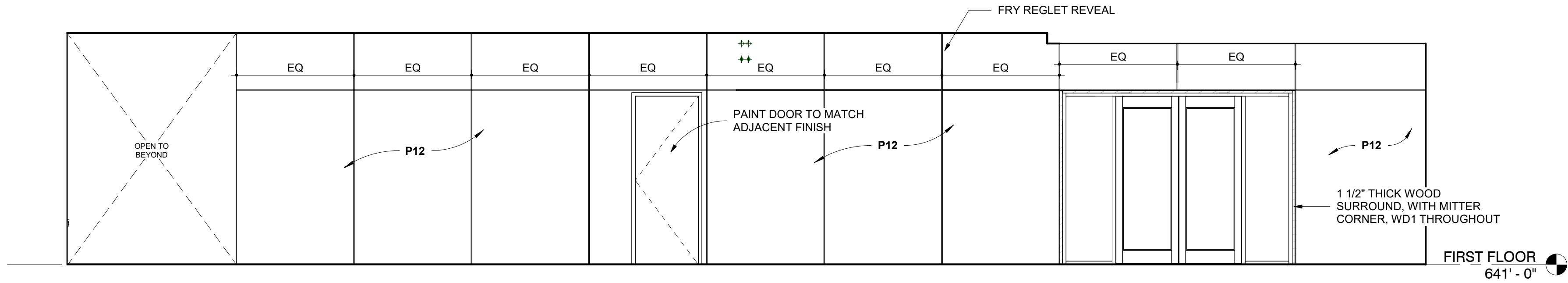
A-428

ENLARGED PLANS
-FITNESS

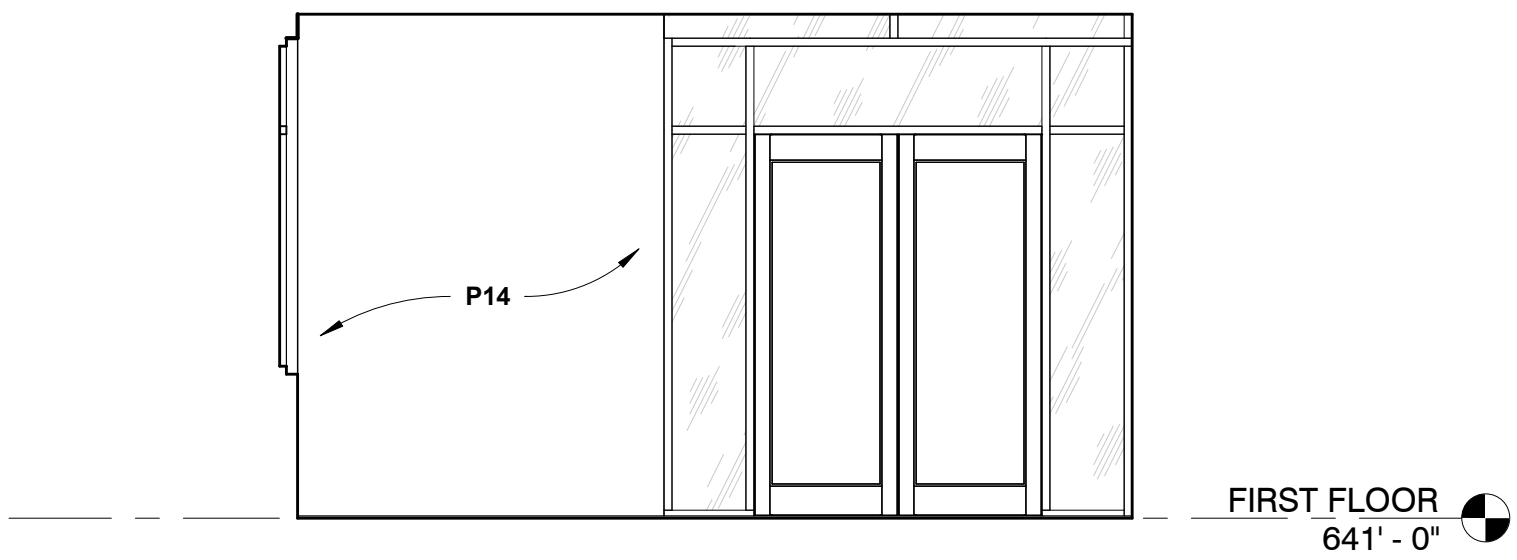
REF A-012 AND A-601 FOR INTERIOR FINISHES
BASIS OF DESIGN FOR PRICING PURPOSES



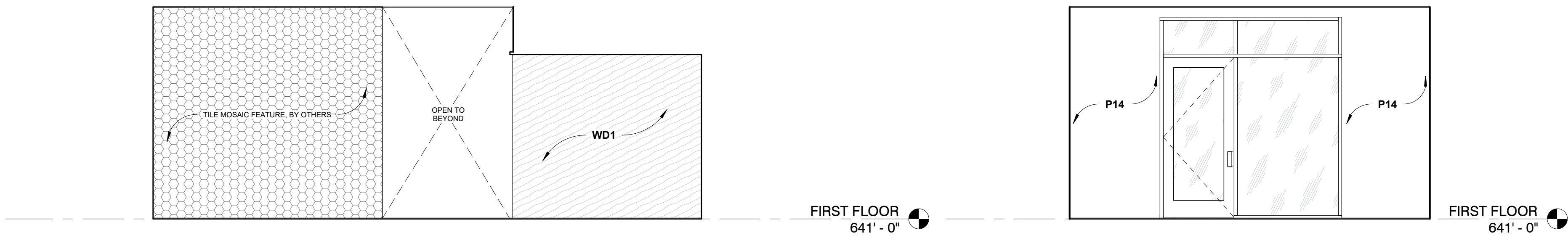
1 ENLARGED PLAN
ANCILLARY ENTRY
1/4" = 1'-0"




2 INTERIOR ELEVATION
ANCILLARY ENTRY NORTH
1/4" = 1'-0"



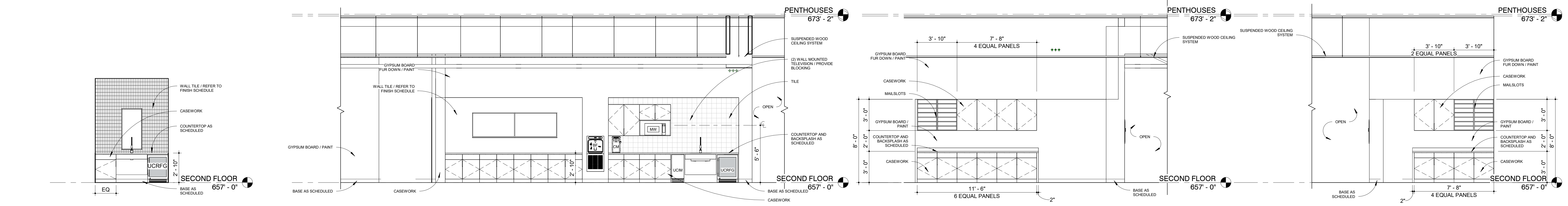
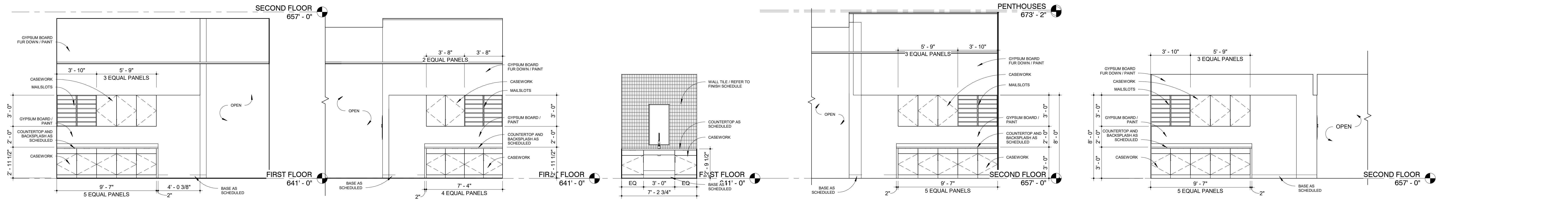
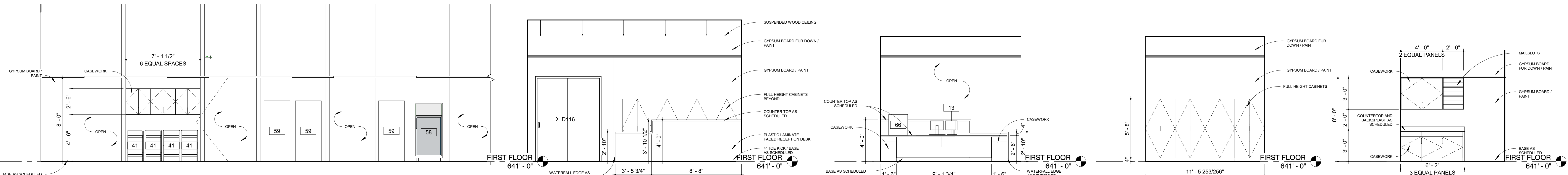
3 INTERIOR ELEVATION
ANCILLARY ENTRY SOUTH
1/4" = 1'-0"



4 INTERIOR ELEVATION
ANCILLARY ENTRY EAST
1/4" = 1'-0"

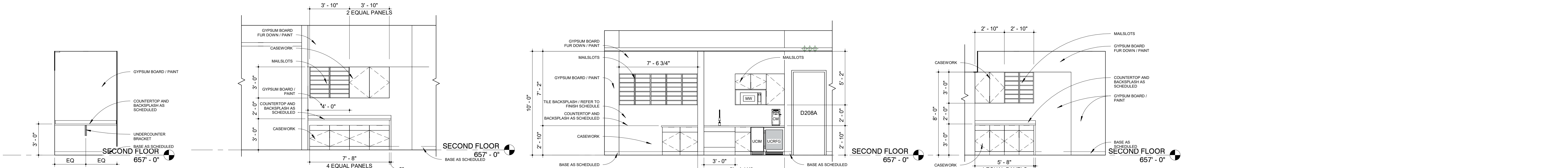


5 INTERIOR ELEVATION
ANCILLARY ENTRY WEST
1/4" = 1'-0"



EQUIPMENT SCHEDULE				
SYMBOL	APPLIANCE	MODEL #	PROVIDED/INSTALLED	COMMENTS
UCRFG	UNDER COUNTER REFRIGERATOR	U-LINE / UADA24RGLS13B	CFCI	
NOTES: 1. REFER TO TYPICAL MOUNTING HEIGHTS UNLESS NOTED OTHERWISE. 2. CMAR TO CONFIRM APPLIANCE SELECTION WITH OWNER BEFORE PROCURING AND INSTALLING.				
OFCI - OWNER FURNISHED / CONTRACTOR INSTALLED OFDI - OWNER FURNISHED / OWNER INSTALLED CFCI - CONTRACTOR FURNISHED / CONTRACTOR INSTALLED				

EQUIPMENT SCHEDULE				
SYMBOL	APPLIANCE	MODEL #	PROVIDED/INSTALLED	COMMENTS
MW	MICROWAVE	WOLF / MS24	CFCI	
BF	BOTTLE FILLER	ELKAY / LZWSM8K	CFCI	
CM	COFFEE MAKER	BOSCH / 800 SERIES / SGX88U55UC	CFCI	
UCIM	UNDER COUNTER ICE MAKER	SUMMIT / BM44GADA	CFCI	
UCRFG	UNDER COUNTER REFRIGERATOR	U-LINE / UADA24RGLS13B	CFCI	
NOTES: 1. REFER TO TYPICAL MOUNTING HEIGHTS UNLESS NOTED OTHERWISE. 2. CMAR TO CONFIRM APPLIANCE SELECTION WITH OWNER BEFORE PROCURING AND INSTALLING.				
OFCI - OWNER FURNISHED / CONTRACTOR INSTALLED OFDI - OWNER FURNISHED / OWNER INSTALLED CFCI - CONTRACTOR FURNISHED / CONTRACTOR INSTALLED				

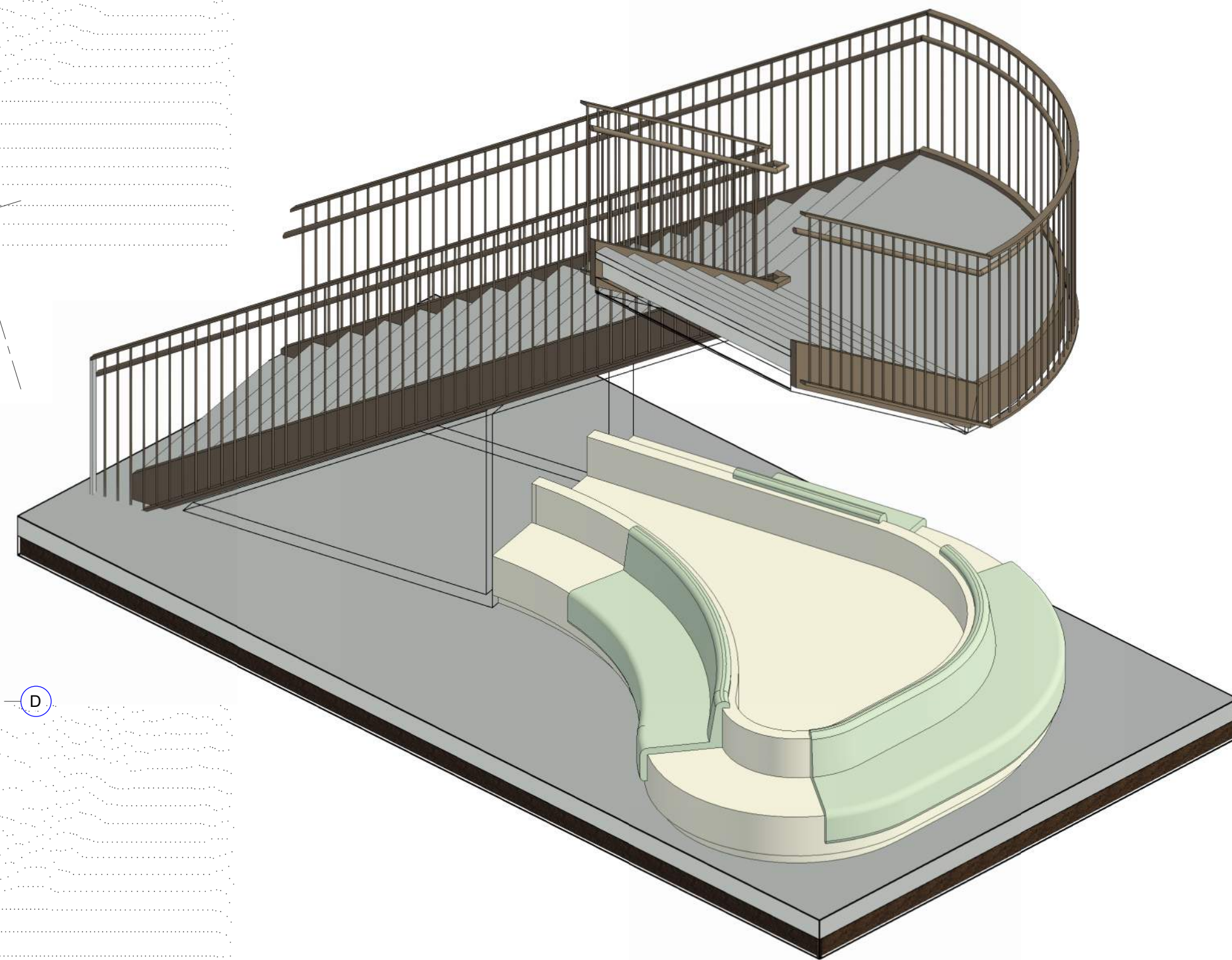
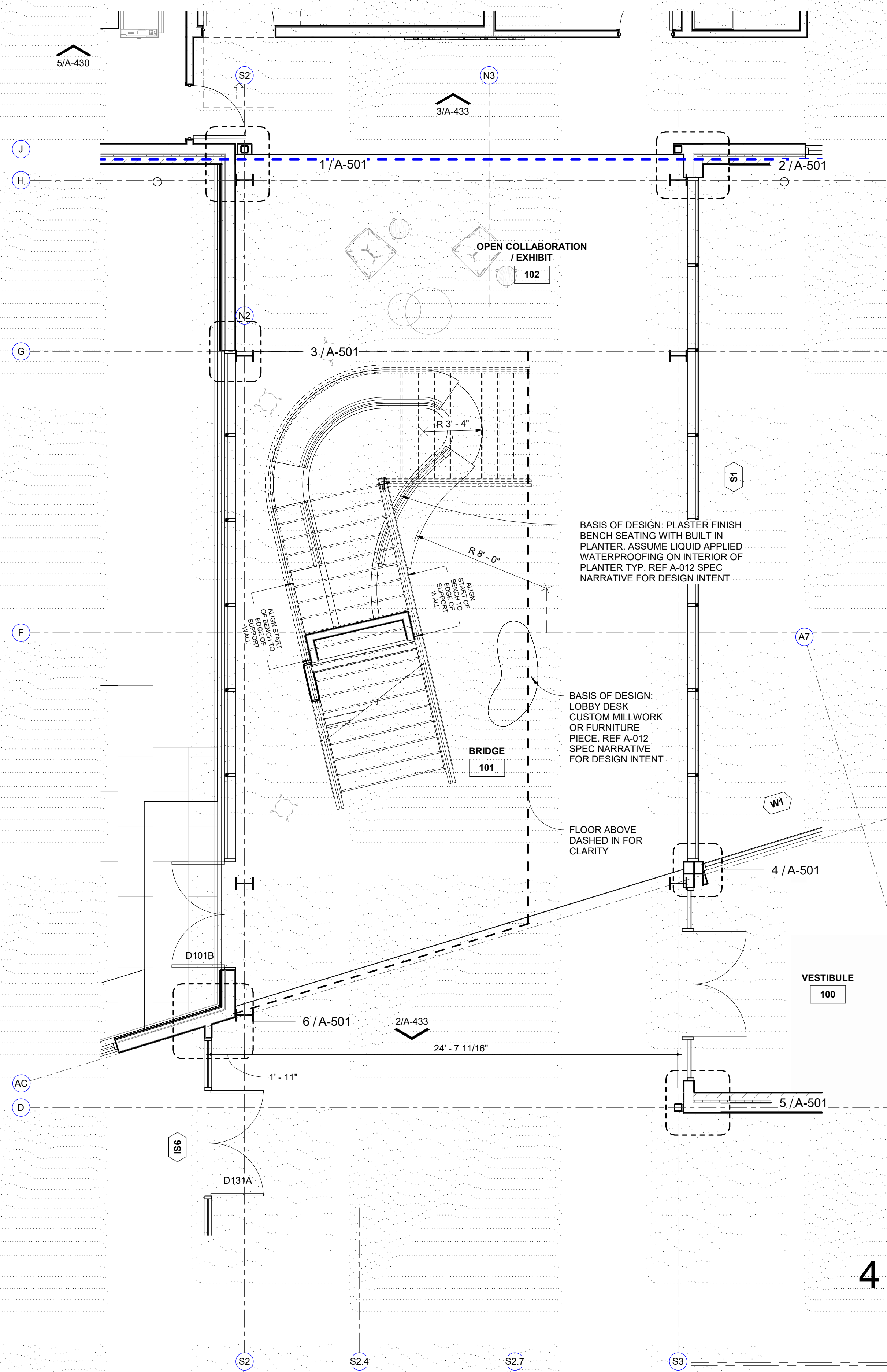


EQUIPMENT SCHEDULE				
SYMBOL	APPLIANCE	MODEL #	PROVIDED/INSTALLED	COMMENTS
MW	MICROWAVE	WOLF / MS24	CFCI	
CM	COFFEE MAKER	BOSCH / 800 SERIES / SGX88U55UC	CFCI	
UCIM	UNDER COUNTER ICE MAKER	SUMMIT / BM44GADA	CFCI	
UCRFG	UNDER COUNTER REFRIGERATOR	U-LINE / UADA24RGLS13B	CFCI	
NOTES: 1. REFER TO TYPICAL MOUNTING HEIGHTS UNLESS NOTED OTHERWISE. 2. CMAR TO CONFIRM APPLIANCE SELECTION WITH OWNER BEFORE PROCURING AND INSTALLING.				
OFCI - OWNER FURNISHED / CONTRACTOR INSTALLED OFDI - OWNER FURNISHED / OWNER INSTALLED CFCI - CONTRACTOR FURNISHED / CONTRACTOR INSTALLED				

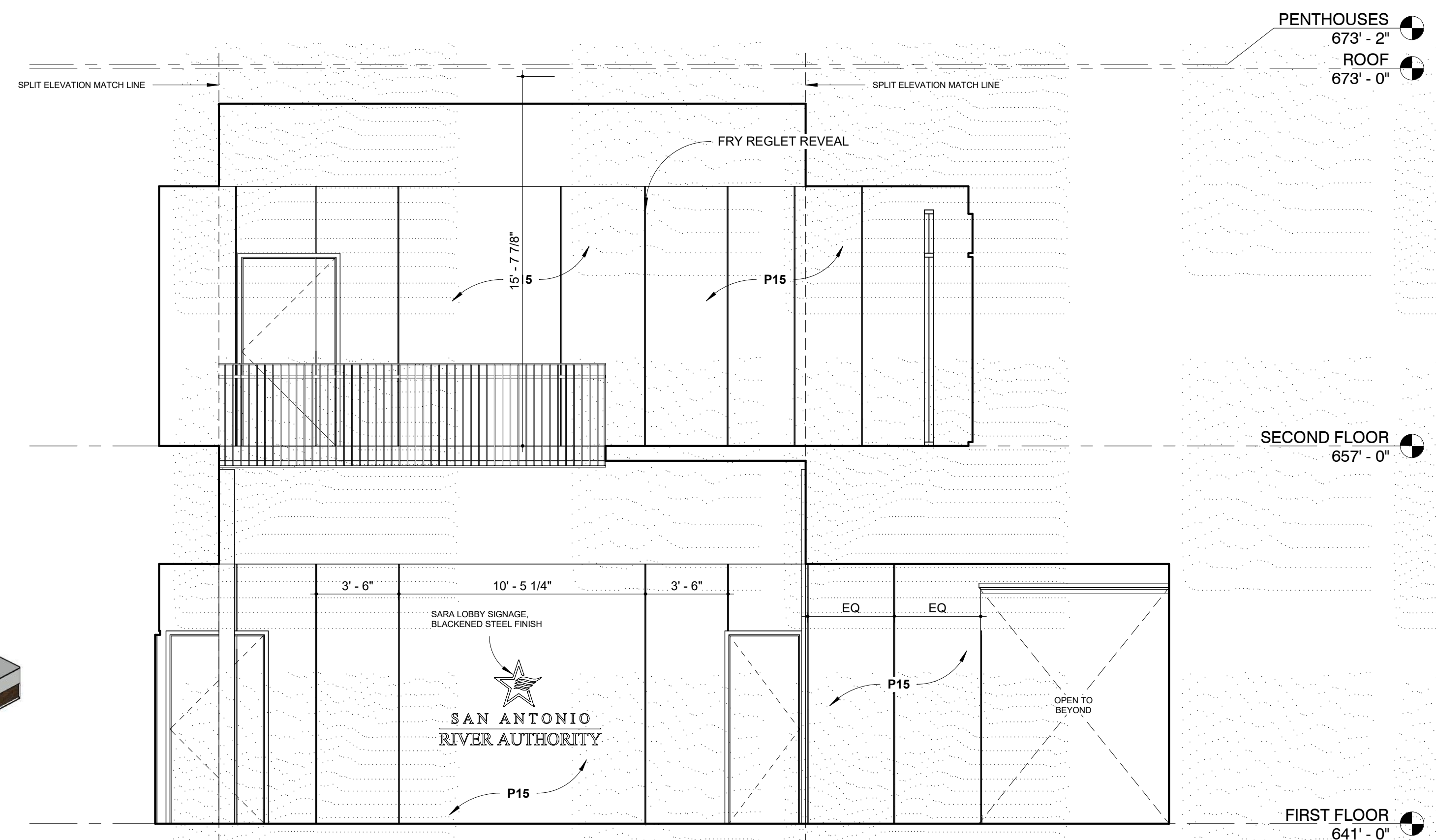
REF A-012 AND A-601 FOR INTERIOR FINISHES
BASIS OF DESIGN FOR PRICING PURPOSES

San Antonio River Authority
SARA Sheridan Campus
201 W Sheridan St
San Antonio, TX 78204

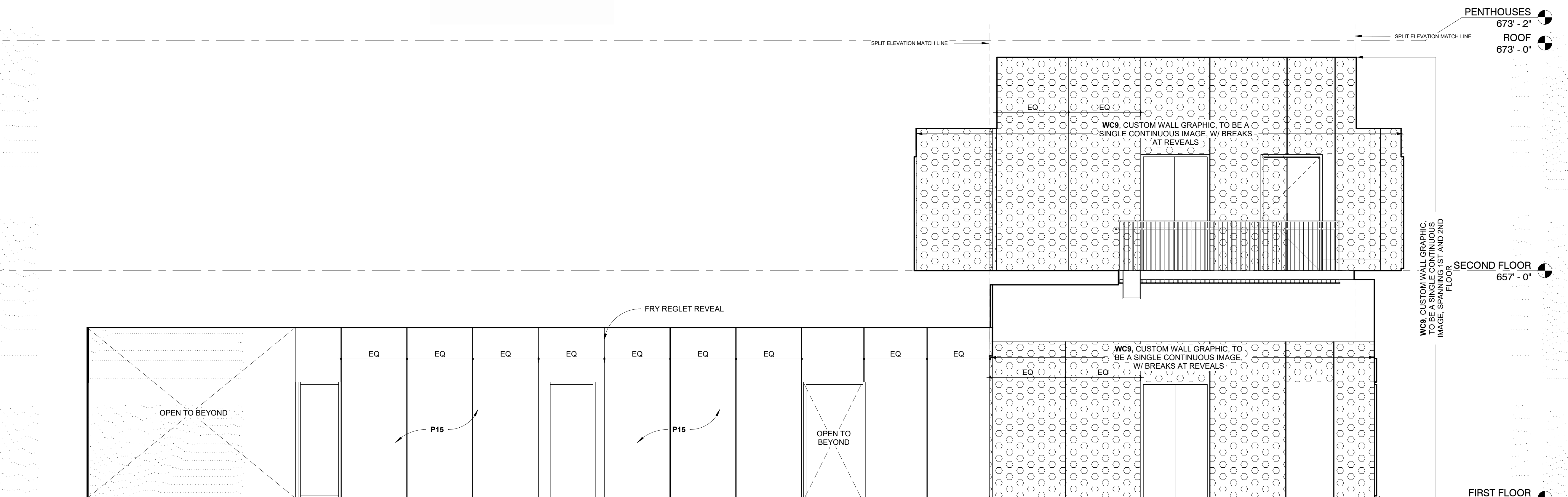
REF A-012 AND A-601 FOR INTERIOR FINISHES
BASIS OF DESIGN FOR PRICING PURPOSES



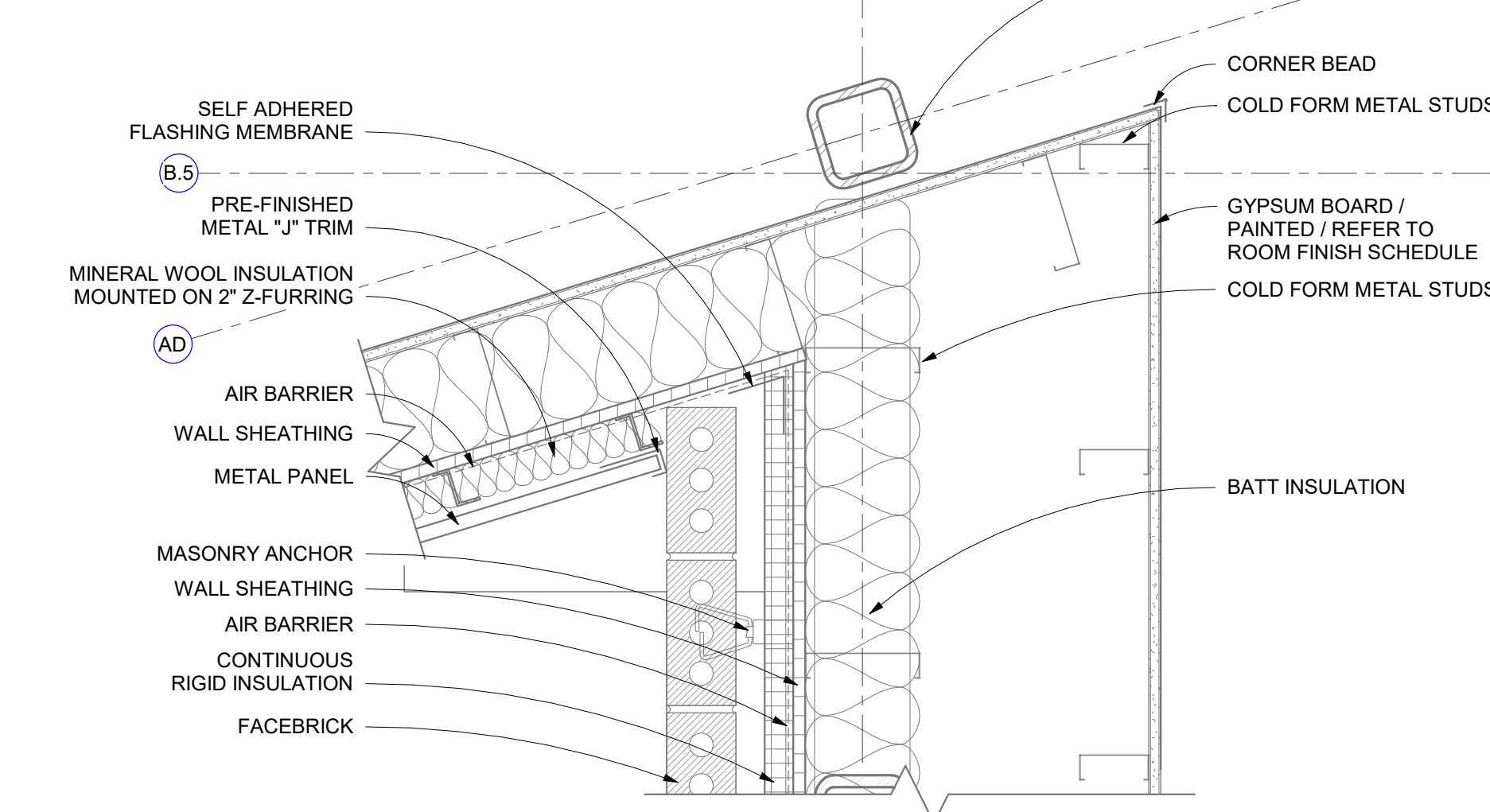
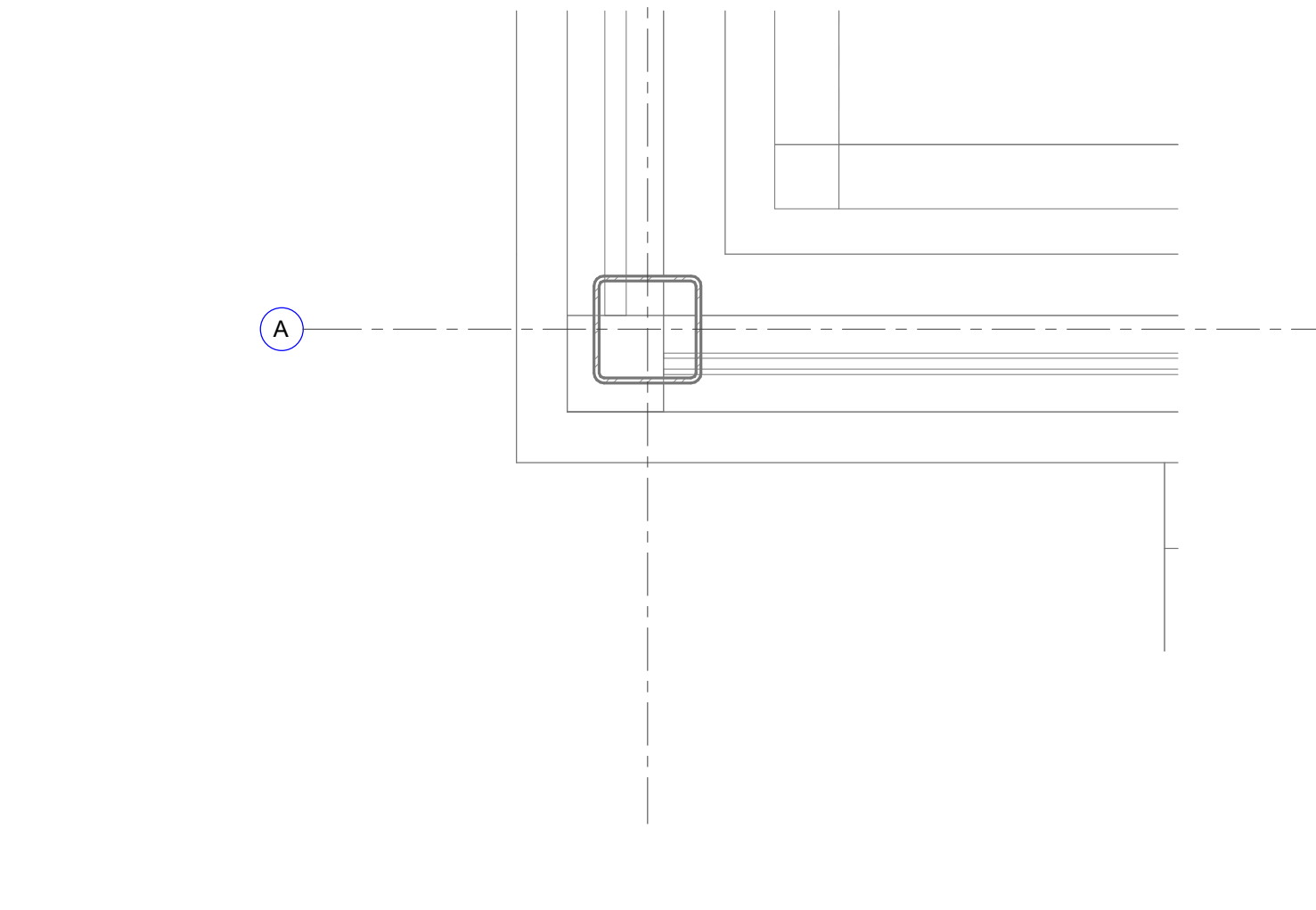
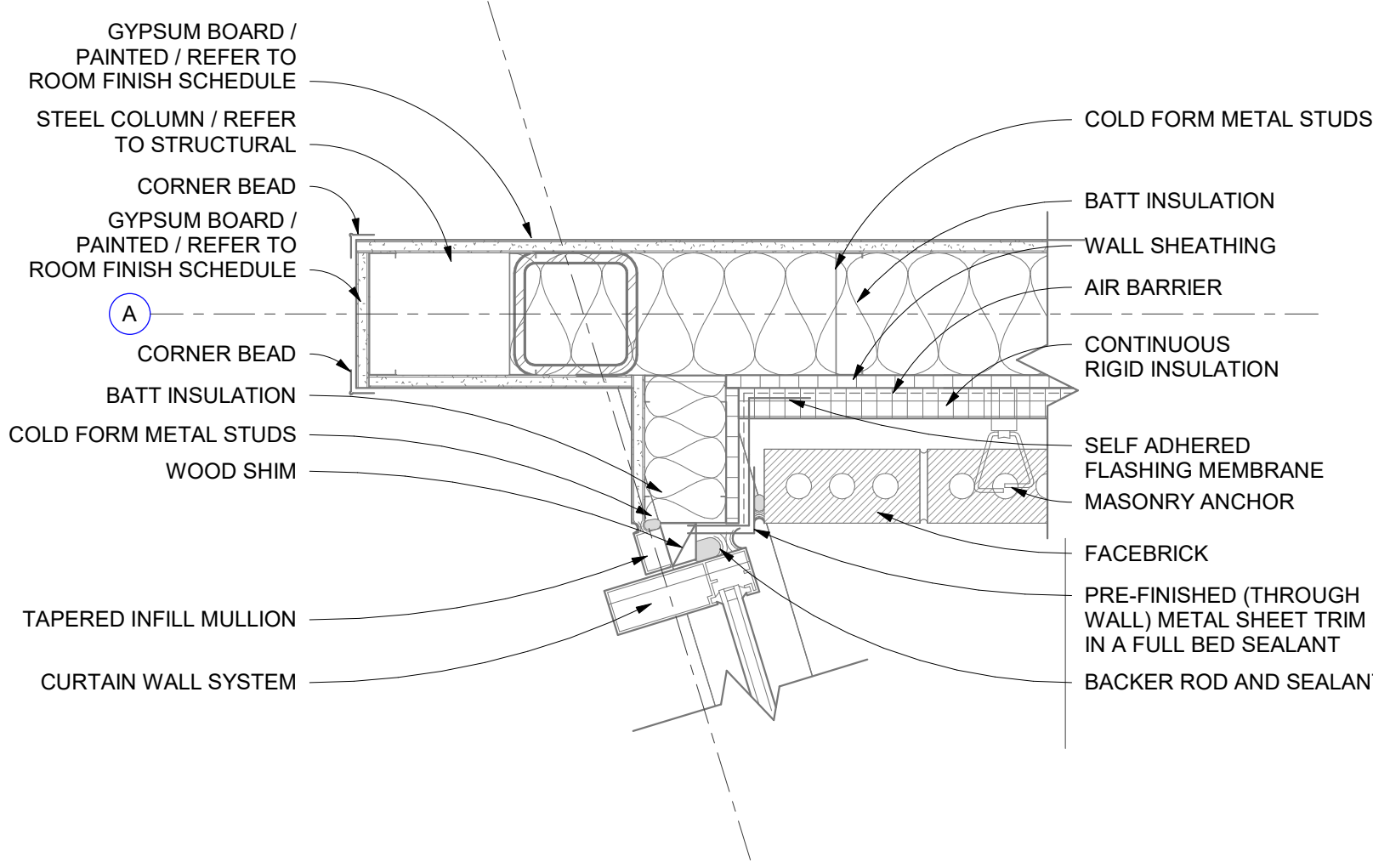
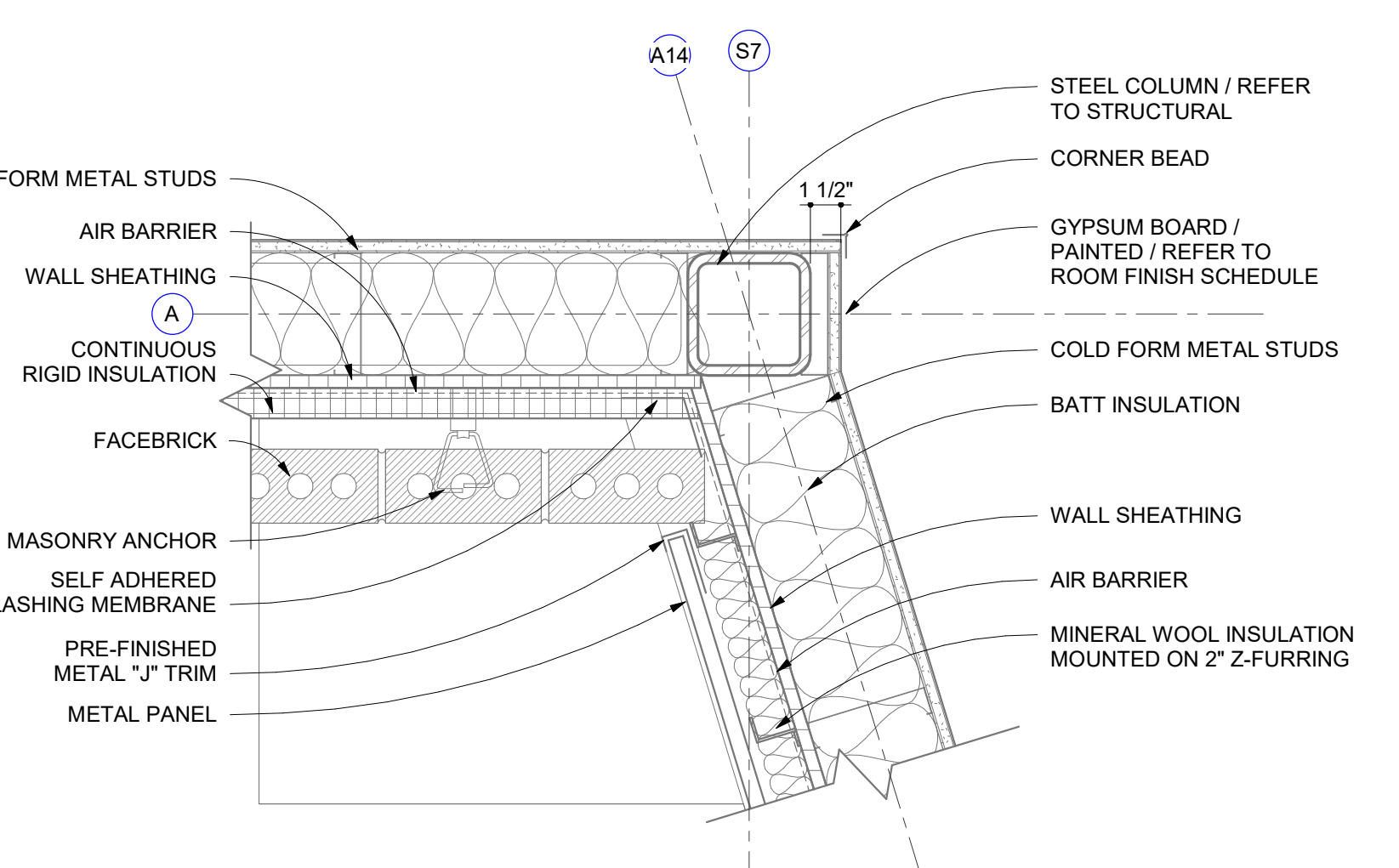
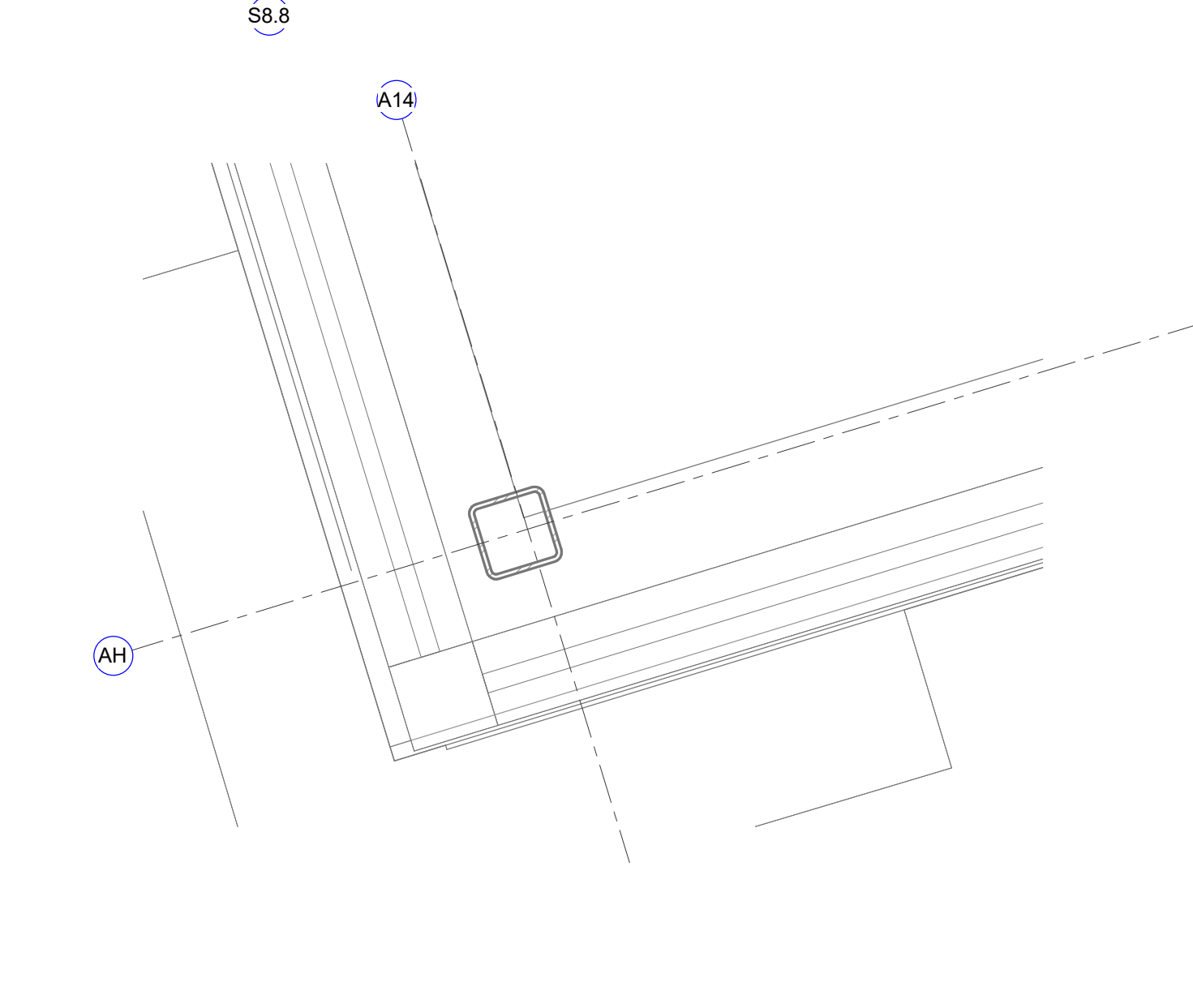
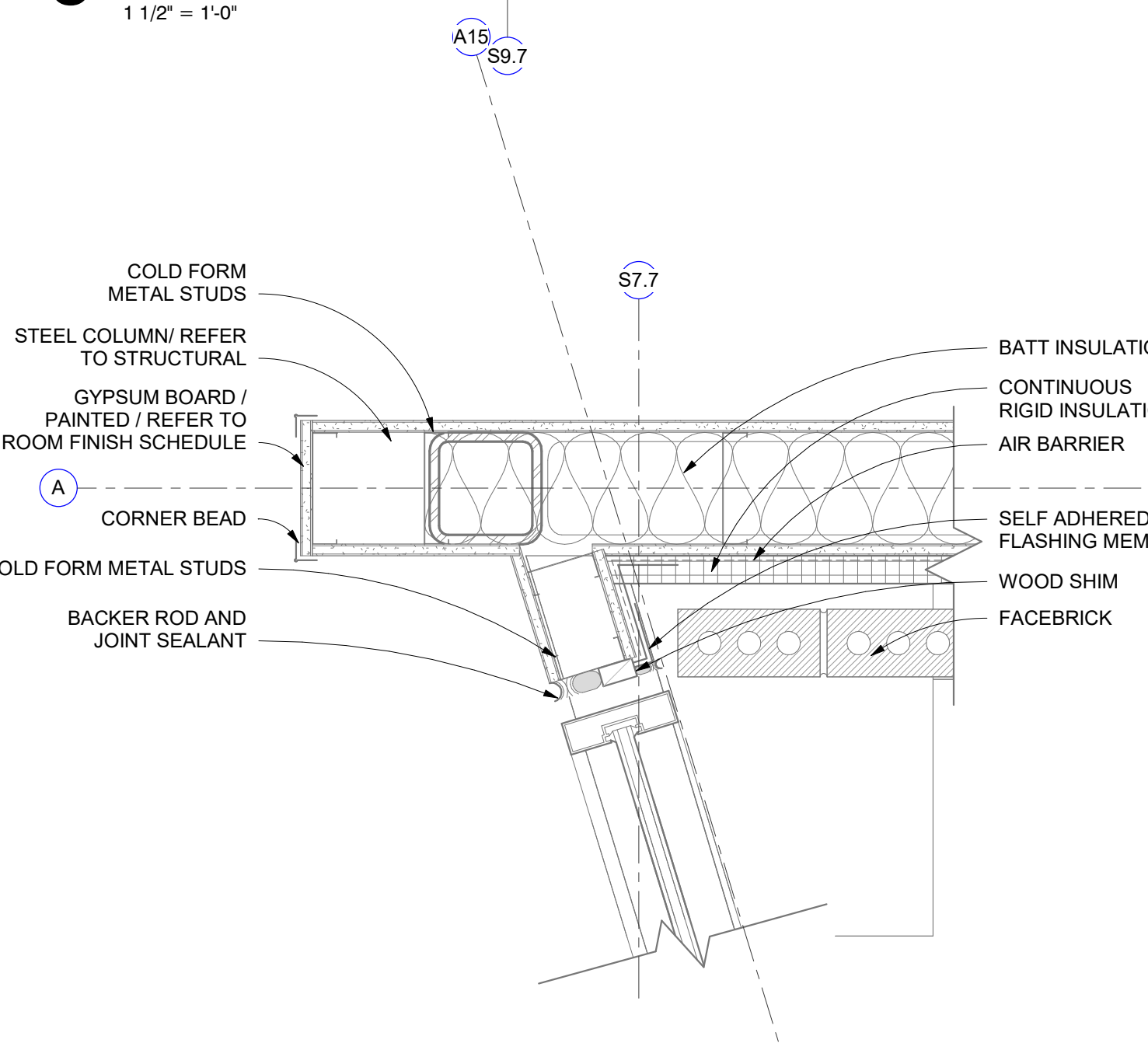
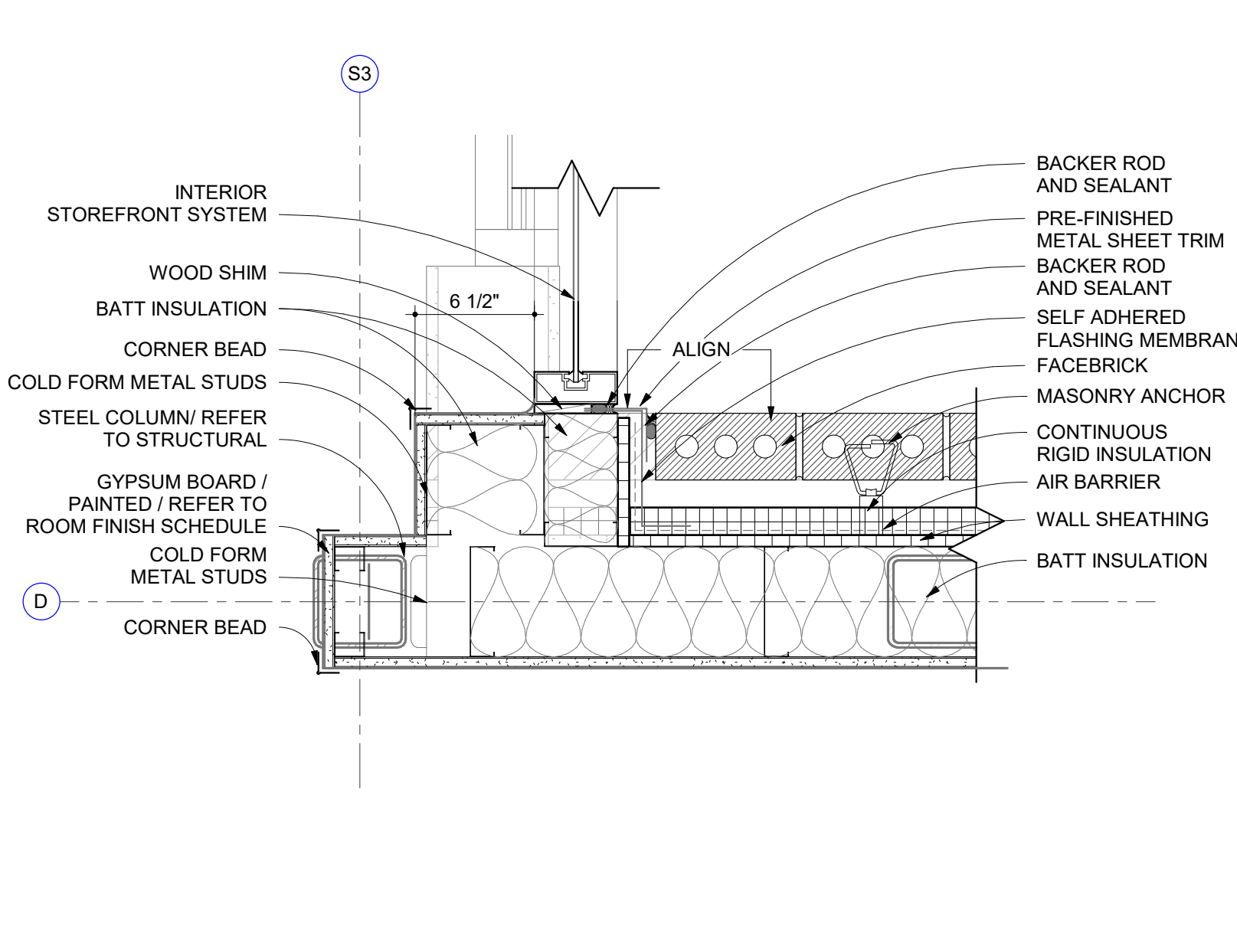
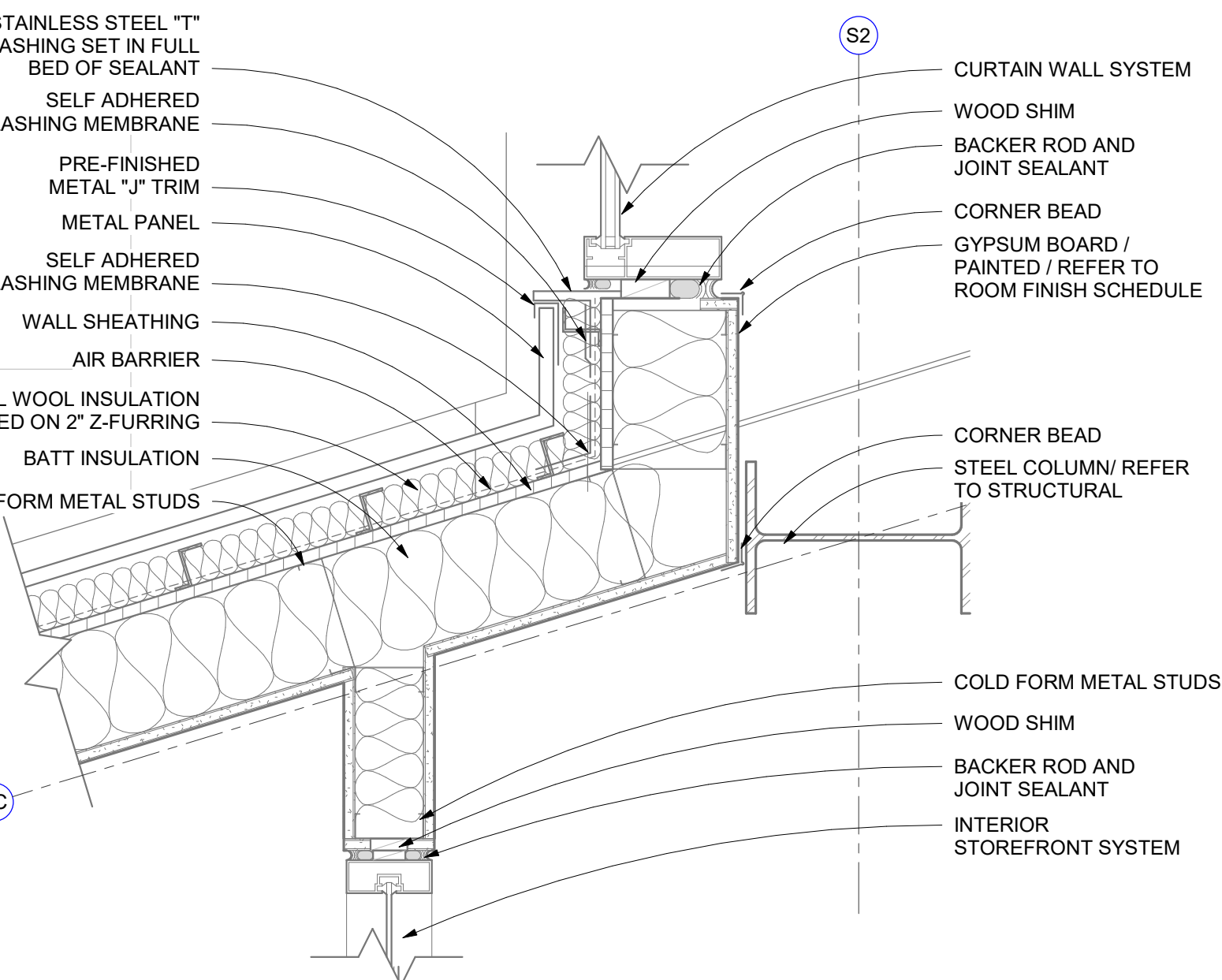
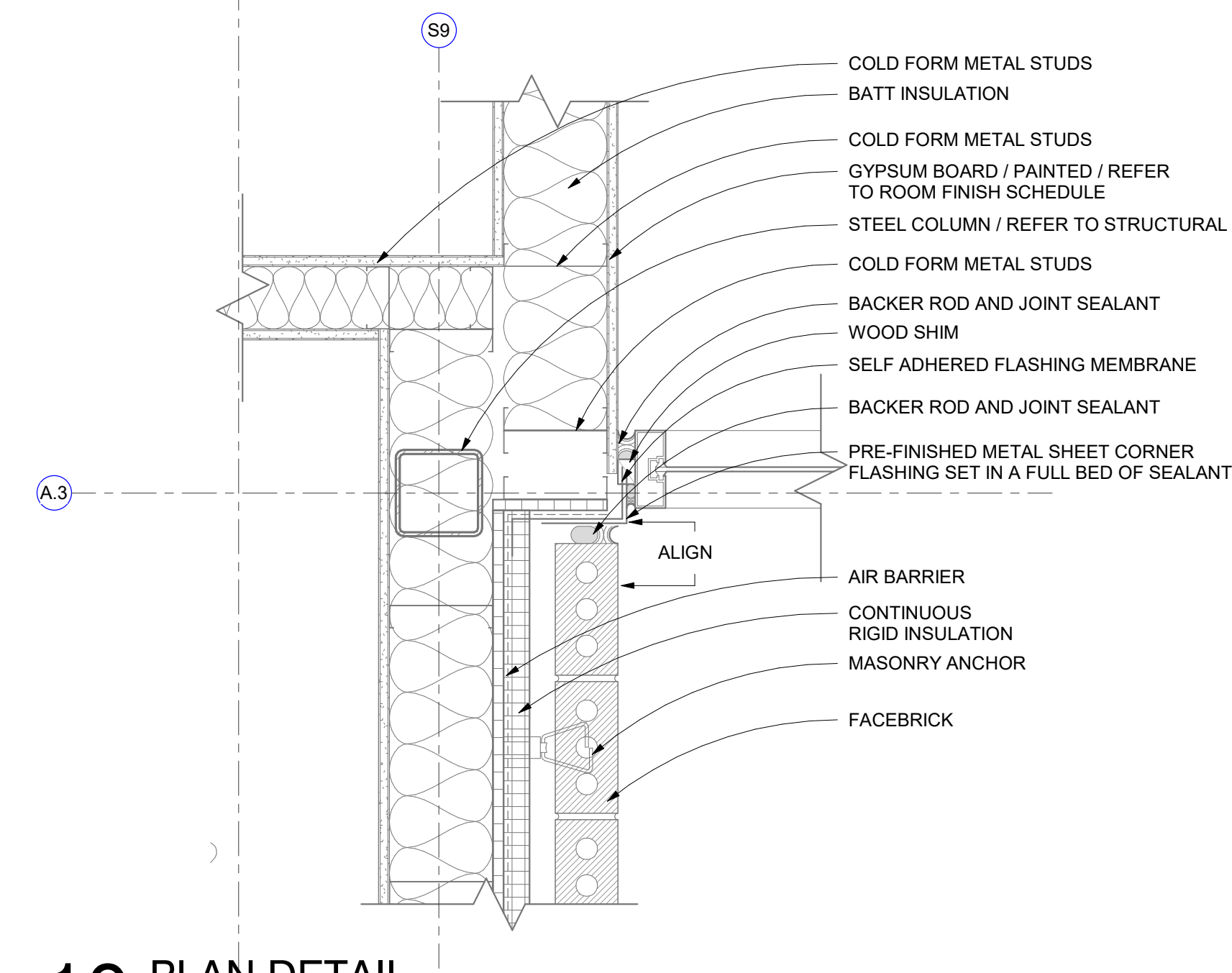
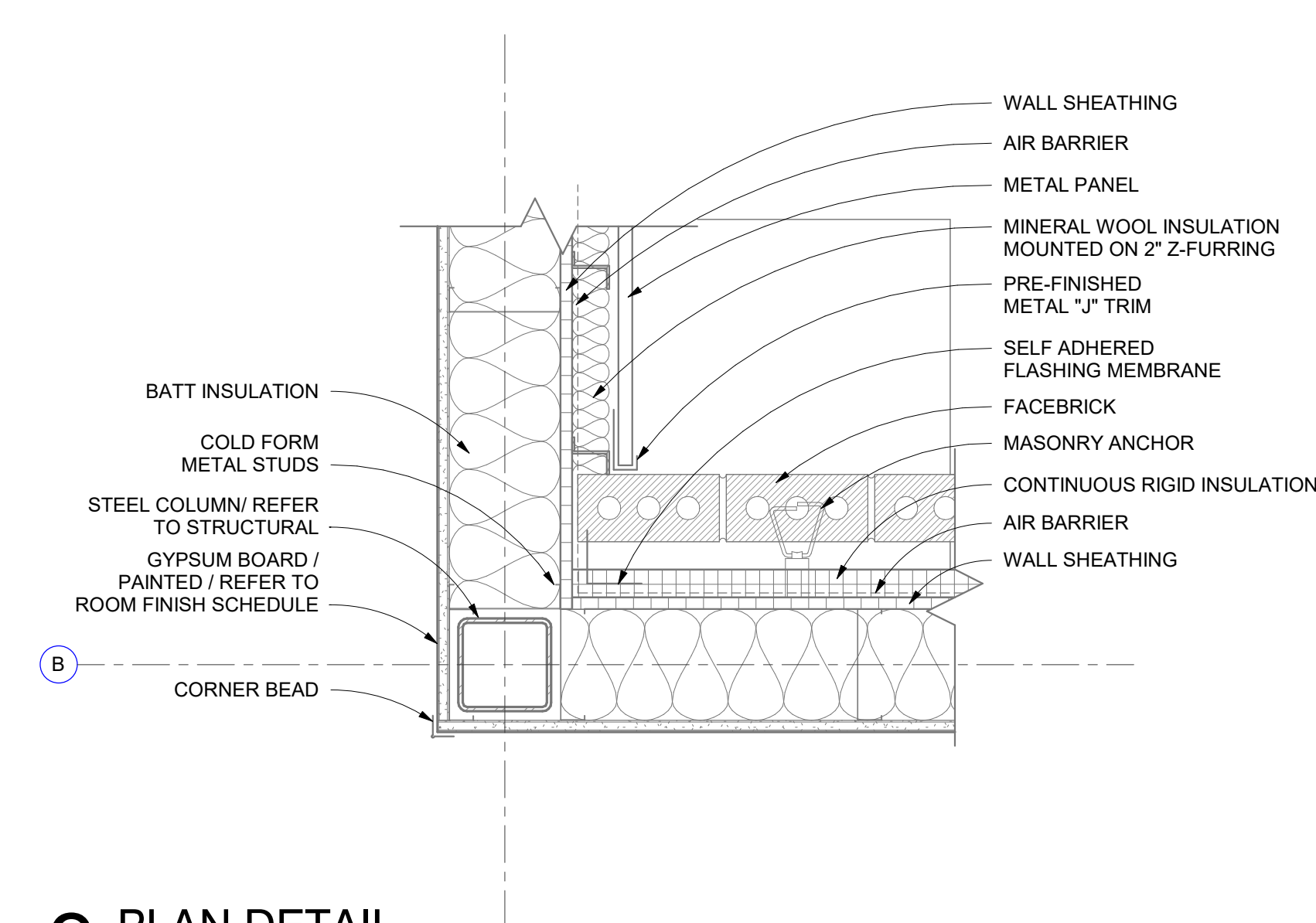
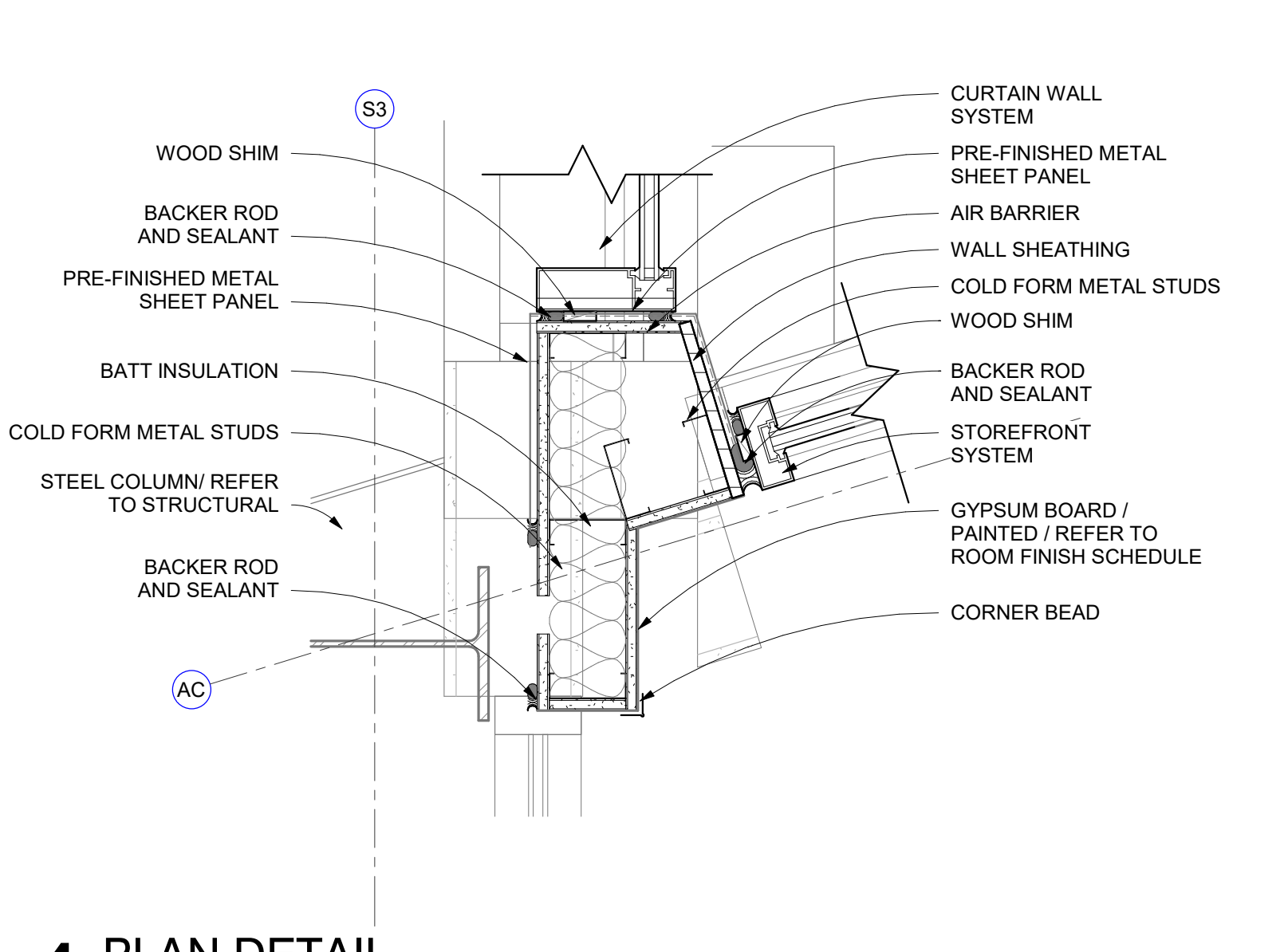
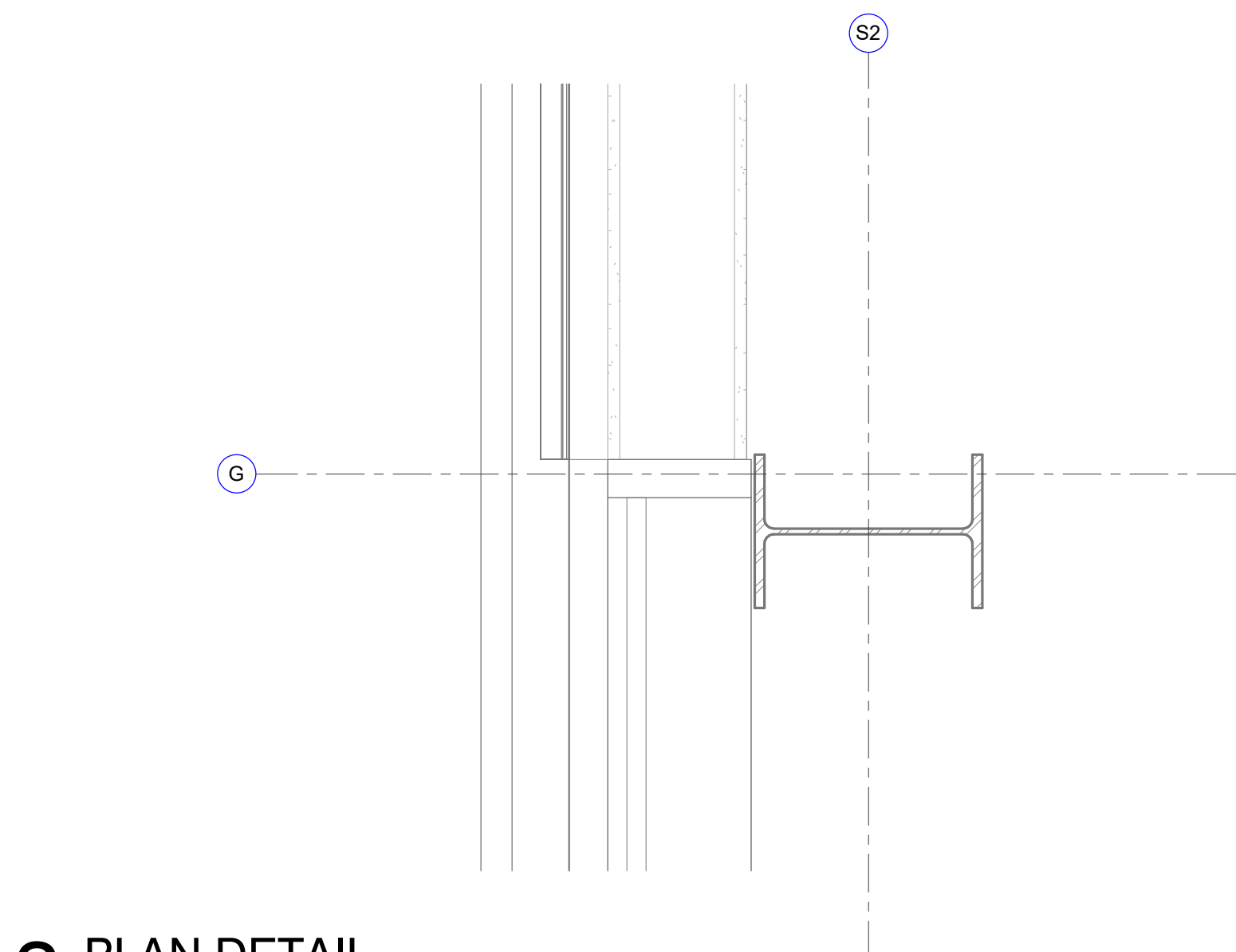
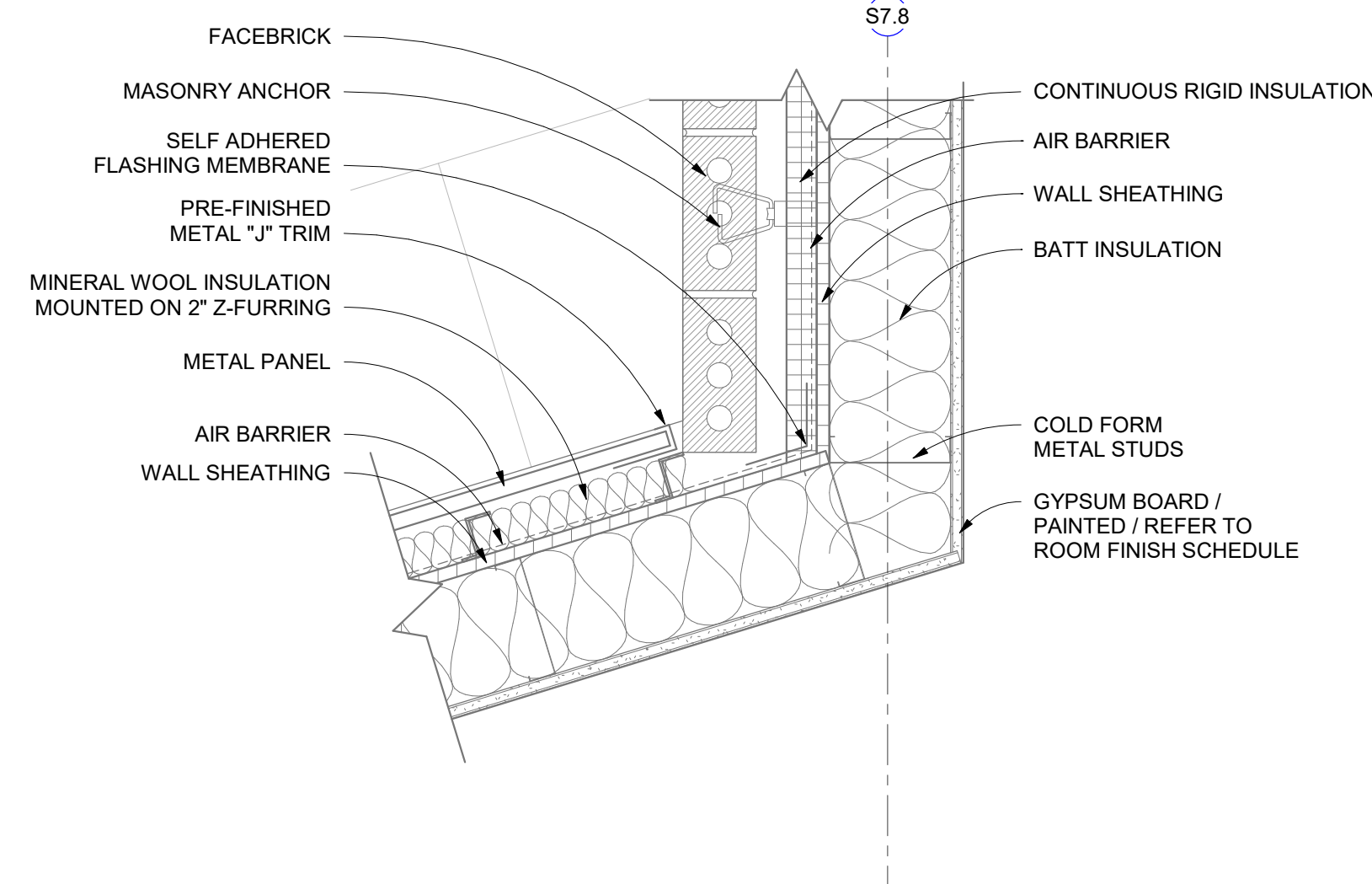
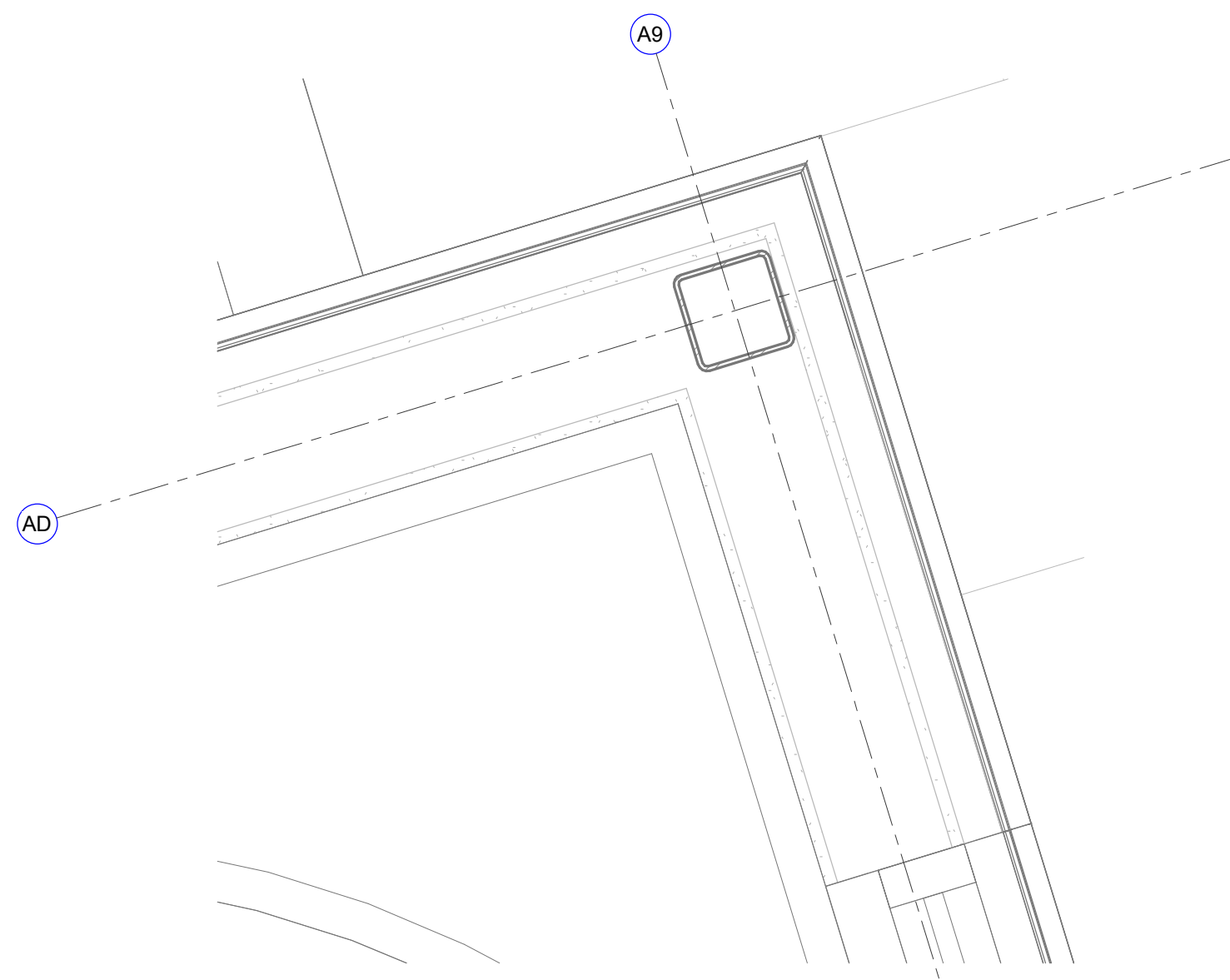
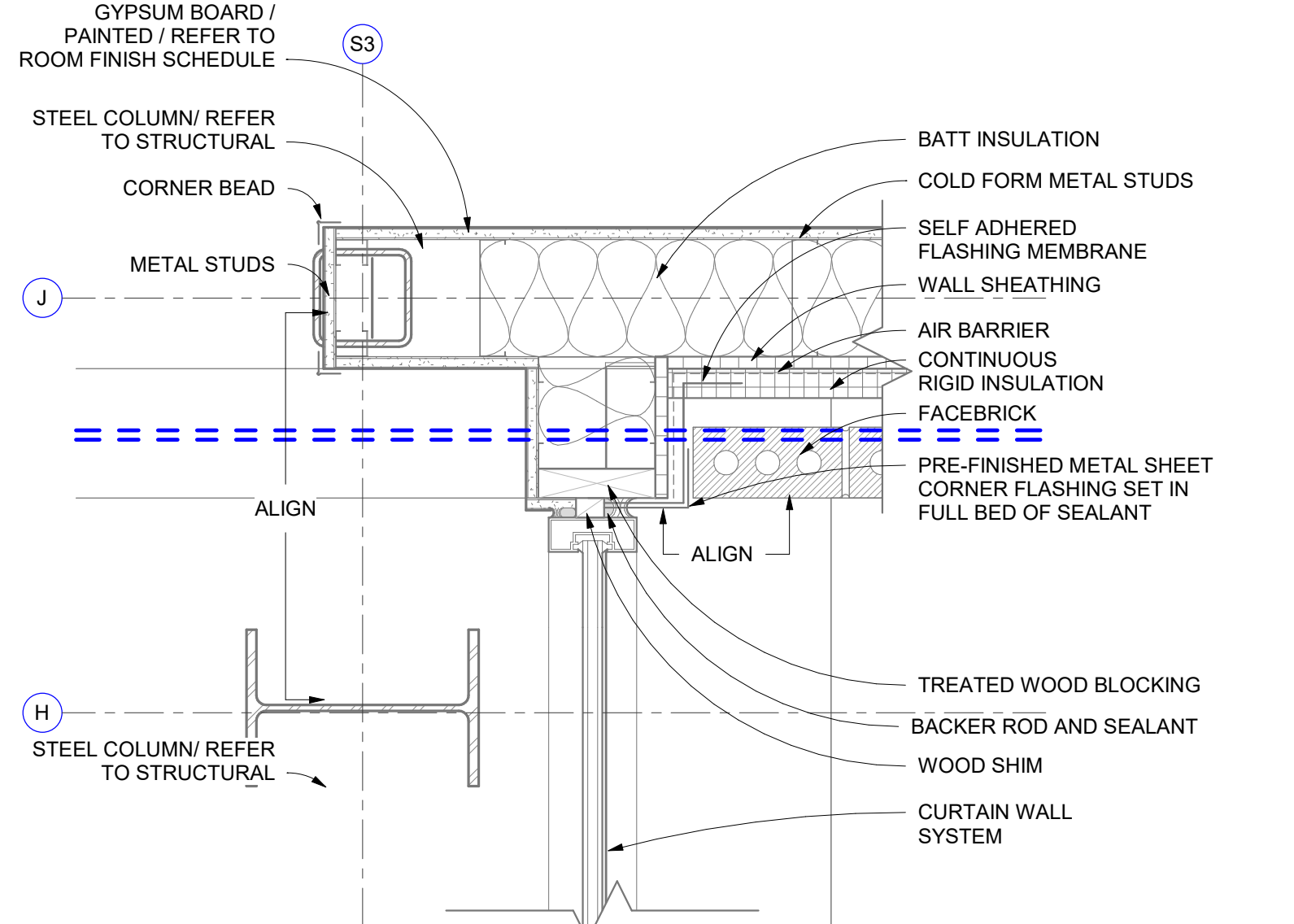
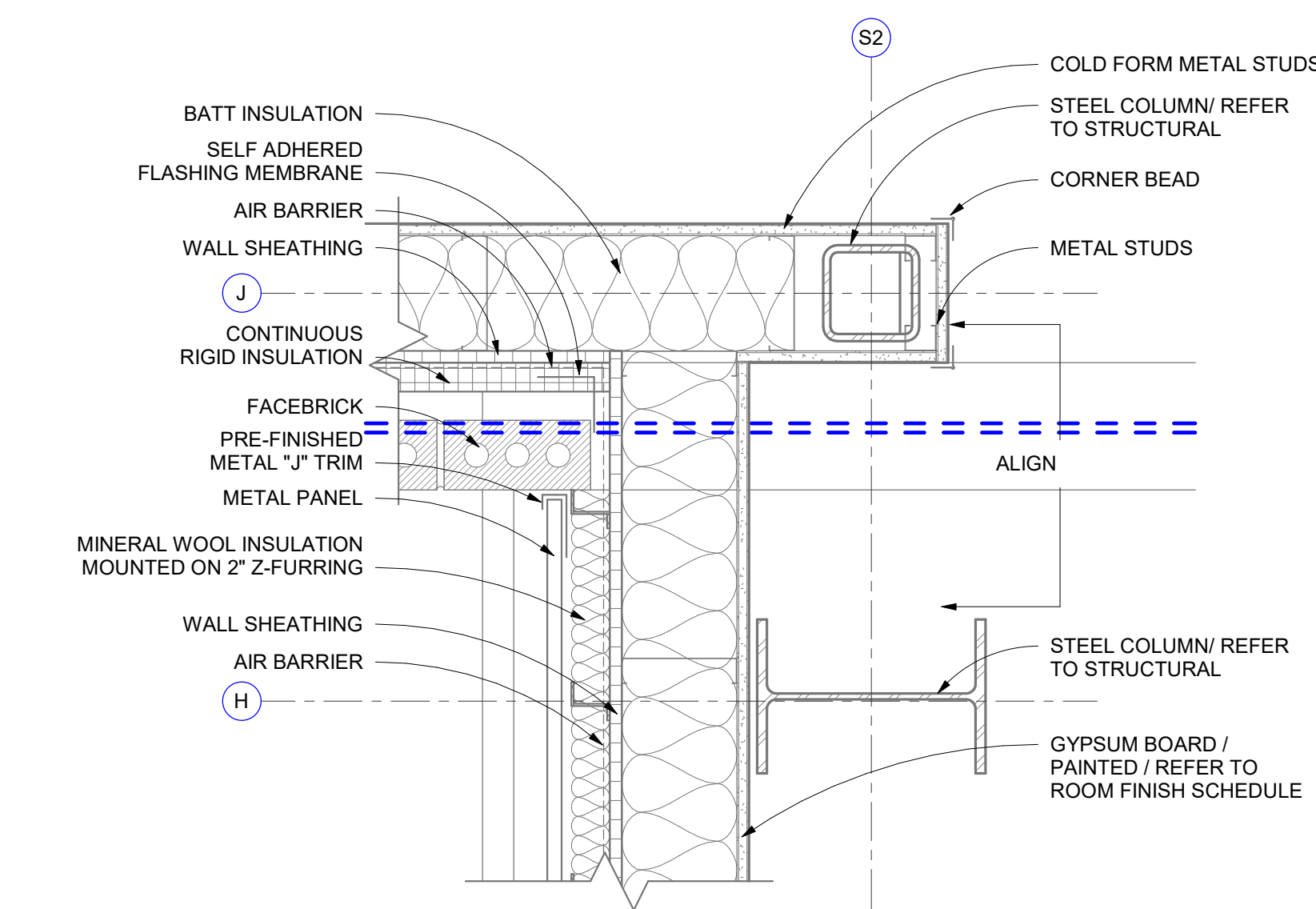
4 AXON - PLANTER BENCH
LOBBY STAIR

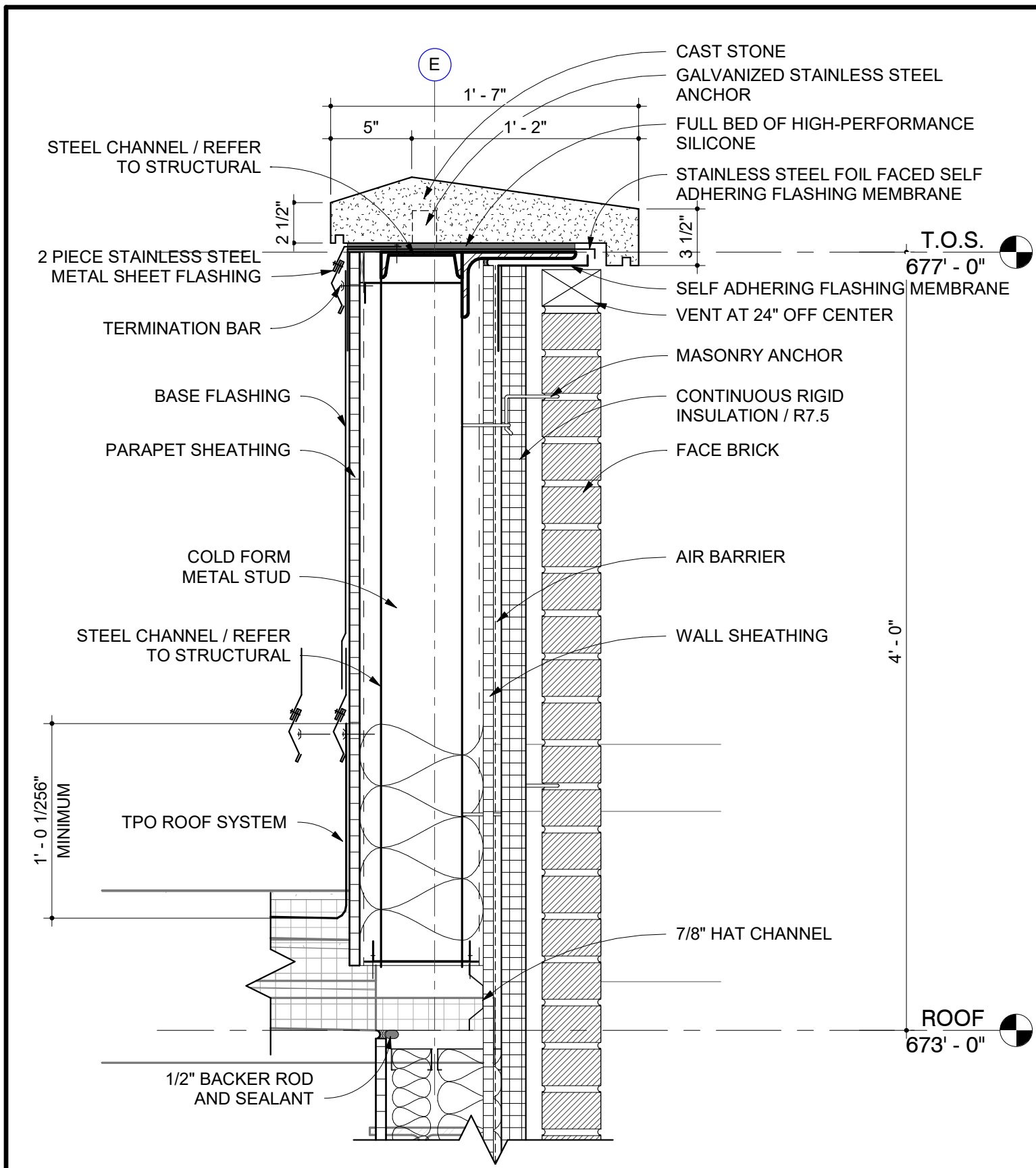


3 INTERIOR ELEVATION
BRIDGE NORTH - 1ST & 2ND FLOOR
1/4" = 1'-0"

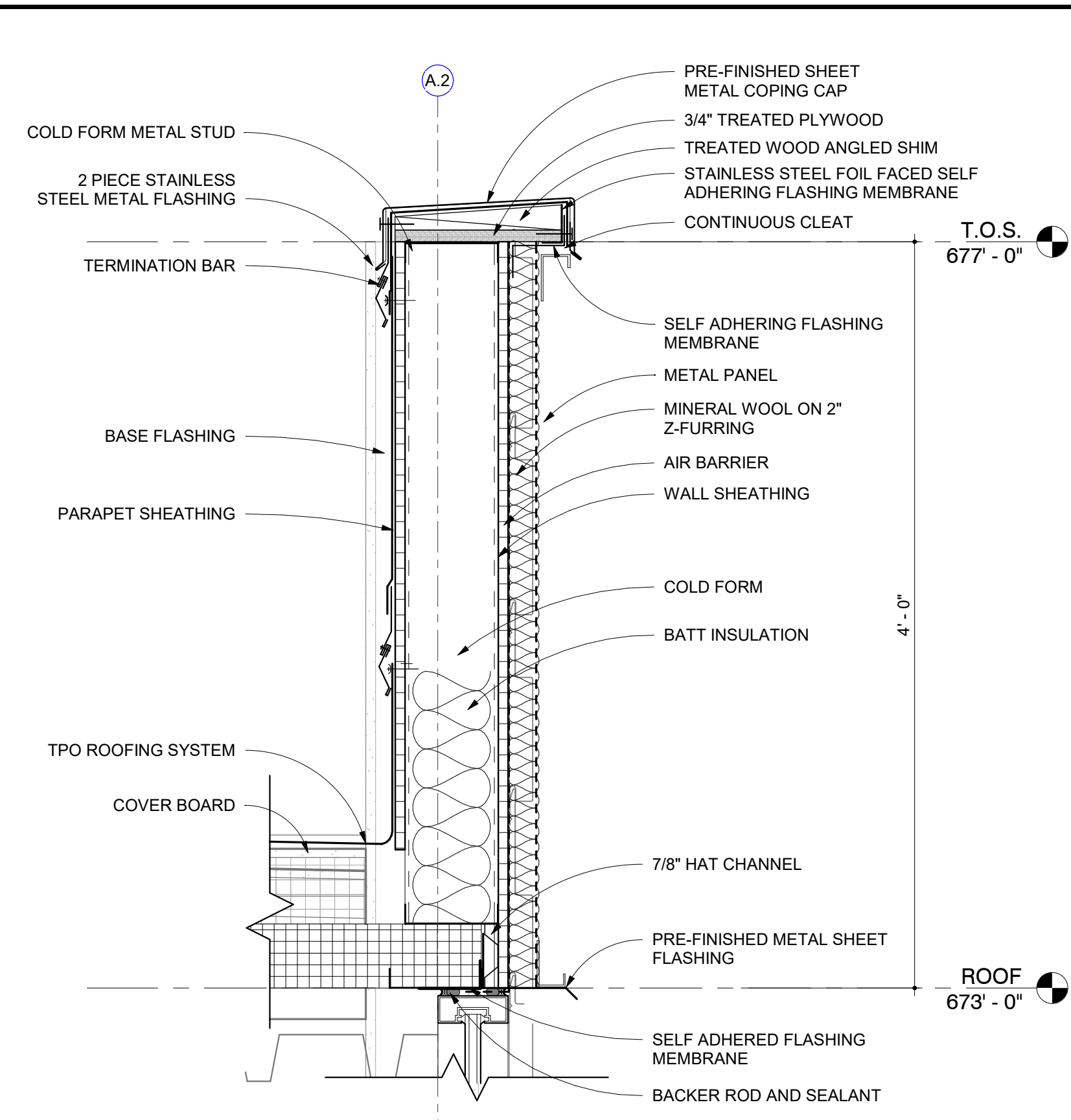


2 INTERIOR ELEVATION
BRIDGE SOUTH - 1ST & 2ND FLOOR
1/4" = 1'-0"

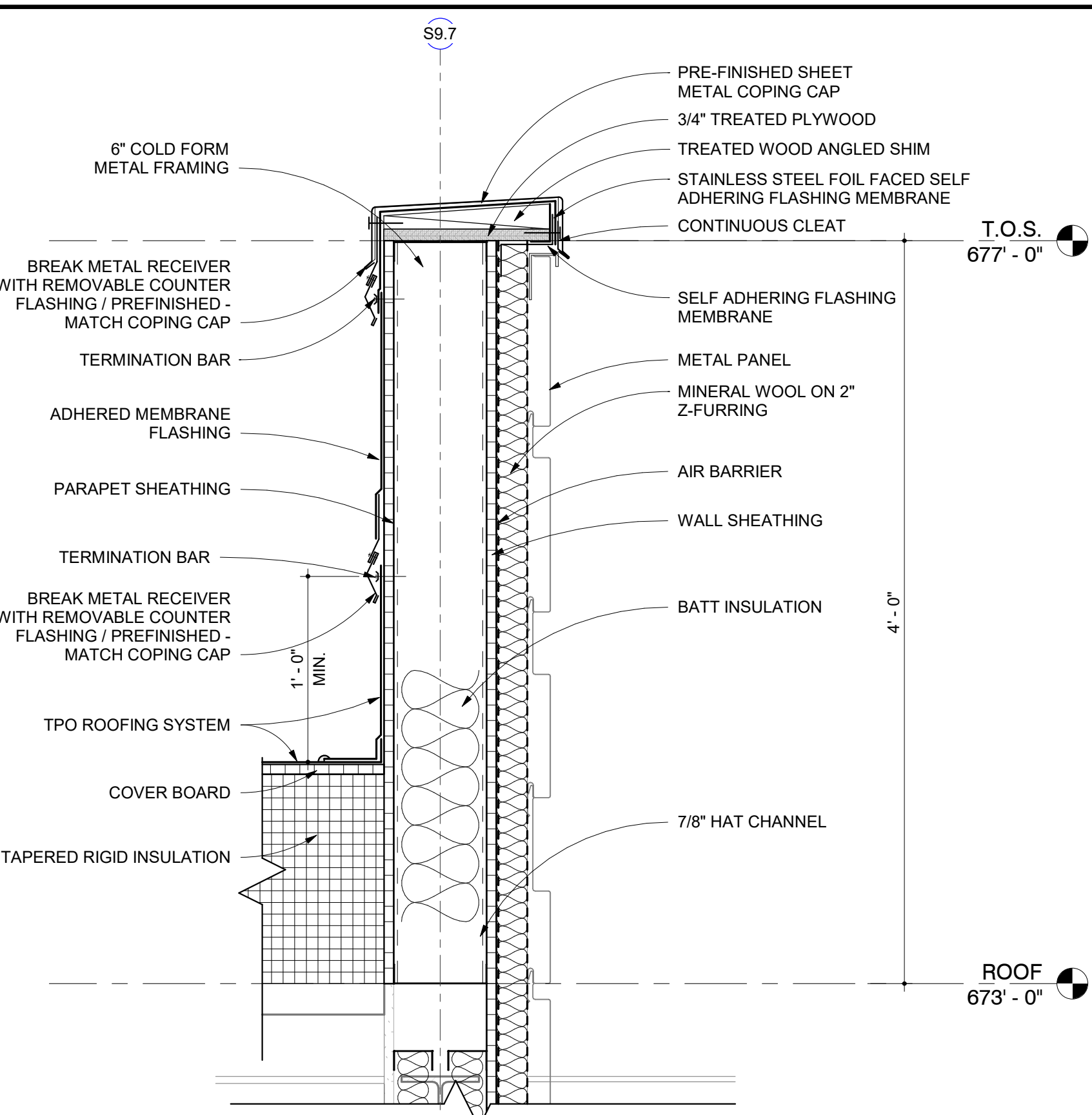




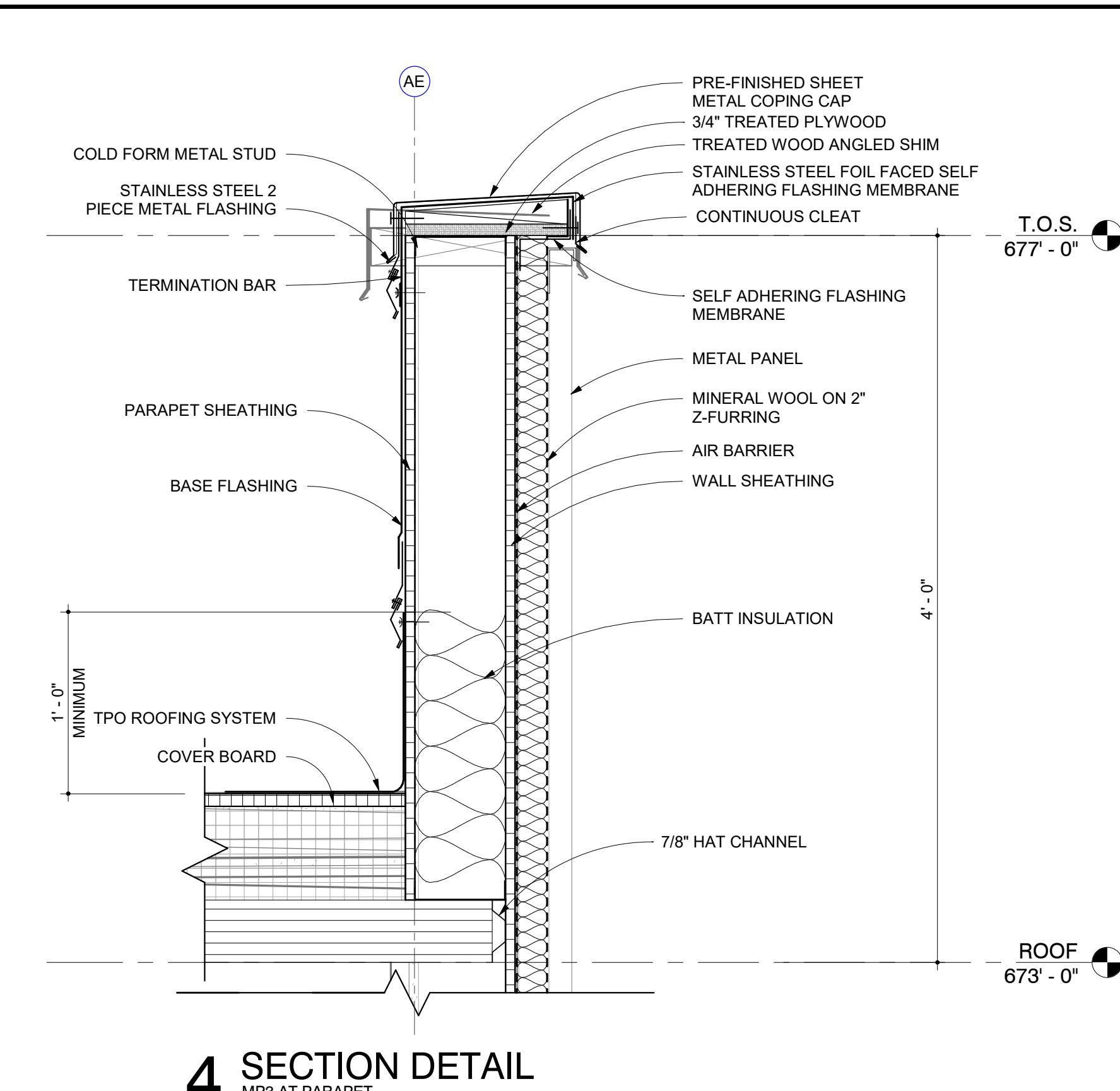
1 SECTION DETAIL
BRICK PARAPET
1 1/2" = 1'-0"



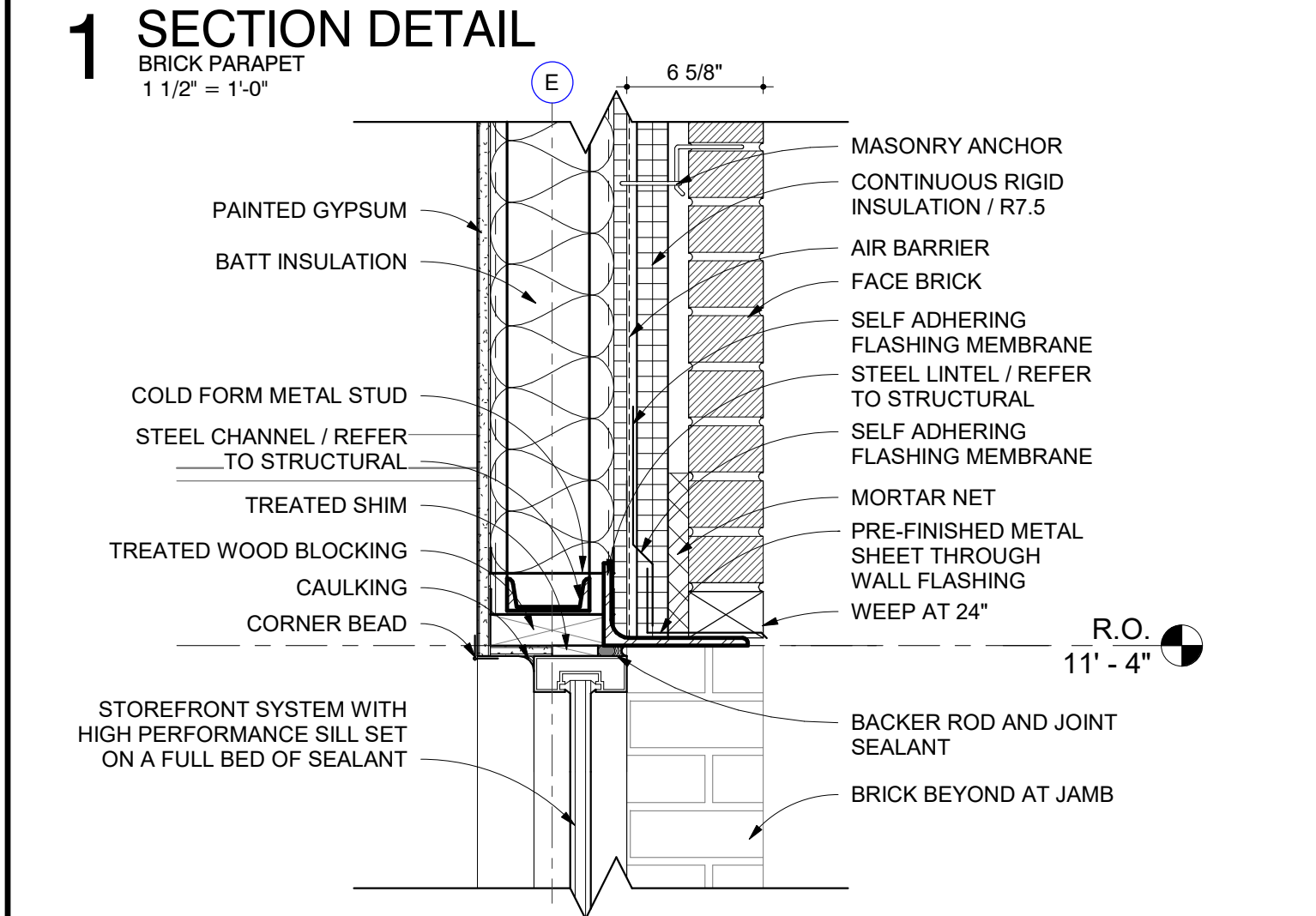
2 SECTION DETAIL
MP3 PARAPET AND SILL
1 1/2" = 1'-0"



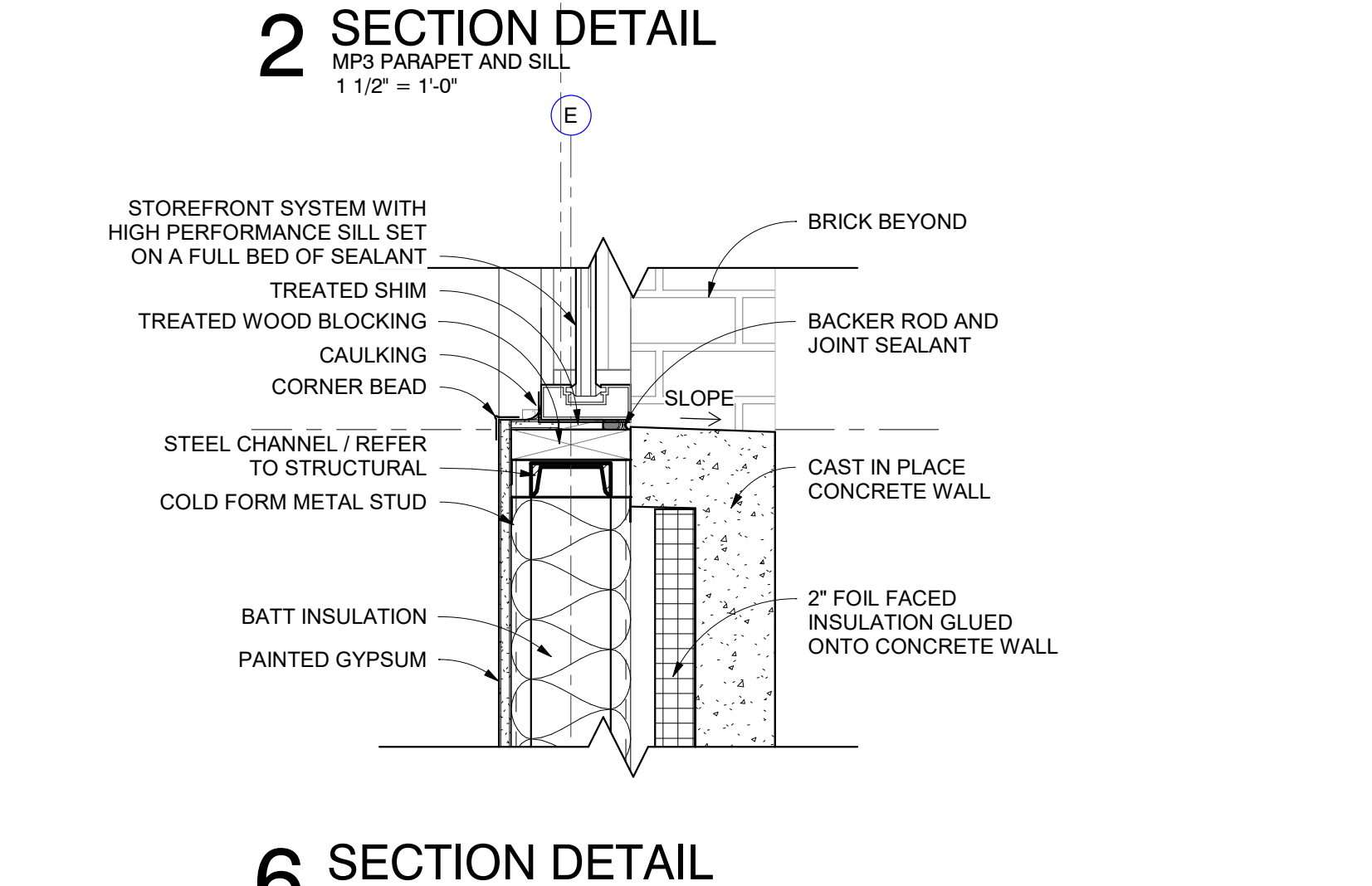
3 SECTION DETAIL
METAL PANEL AT PARAPET
1 1/2" = 1'-0



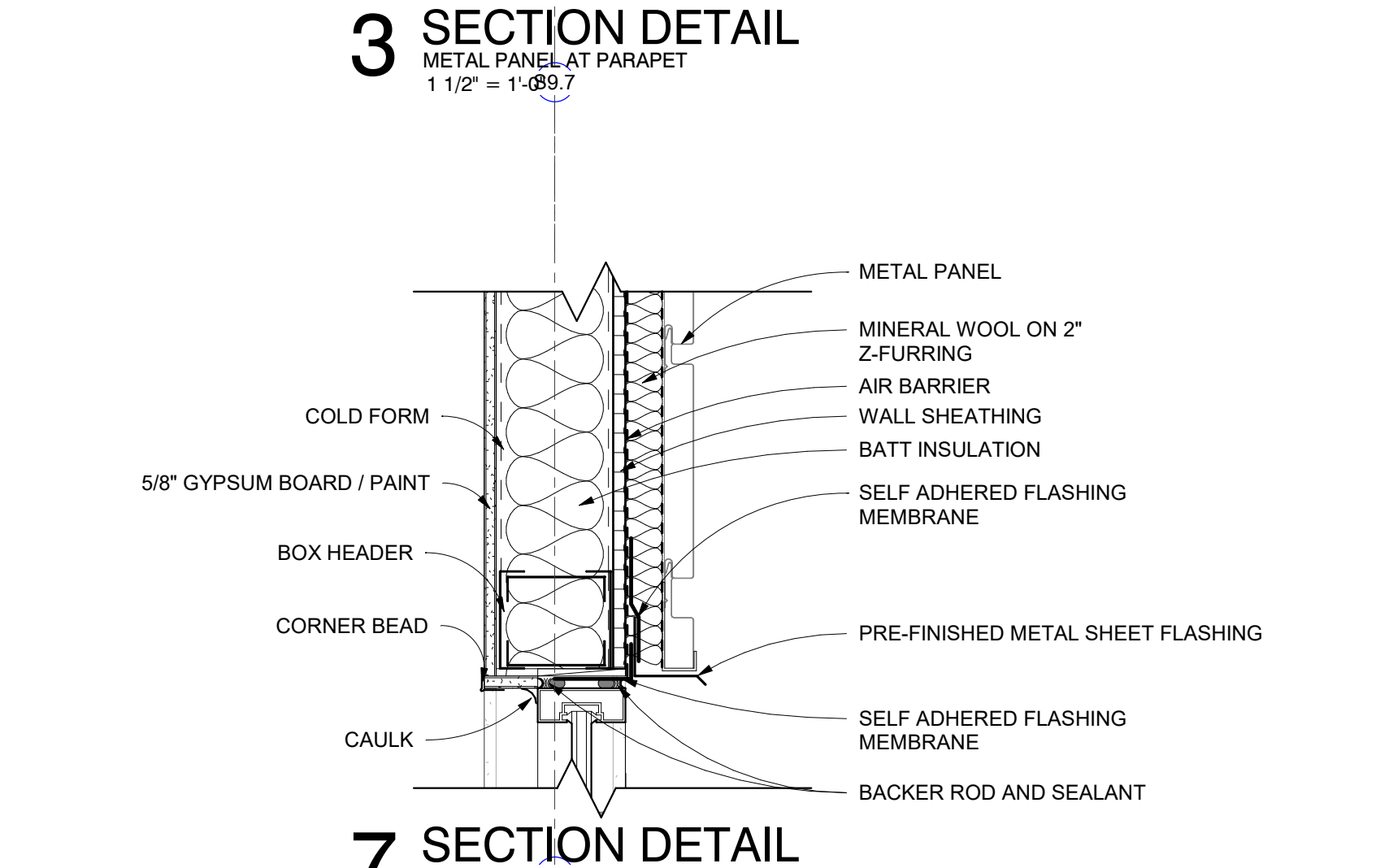
4 SECTION DETAIL
MP3 AT PARAPET
1 1/2" = 1'-0"



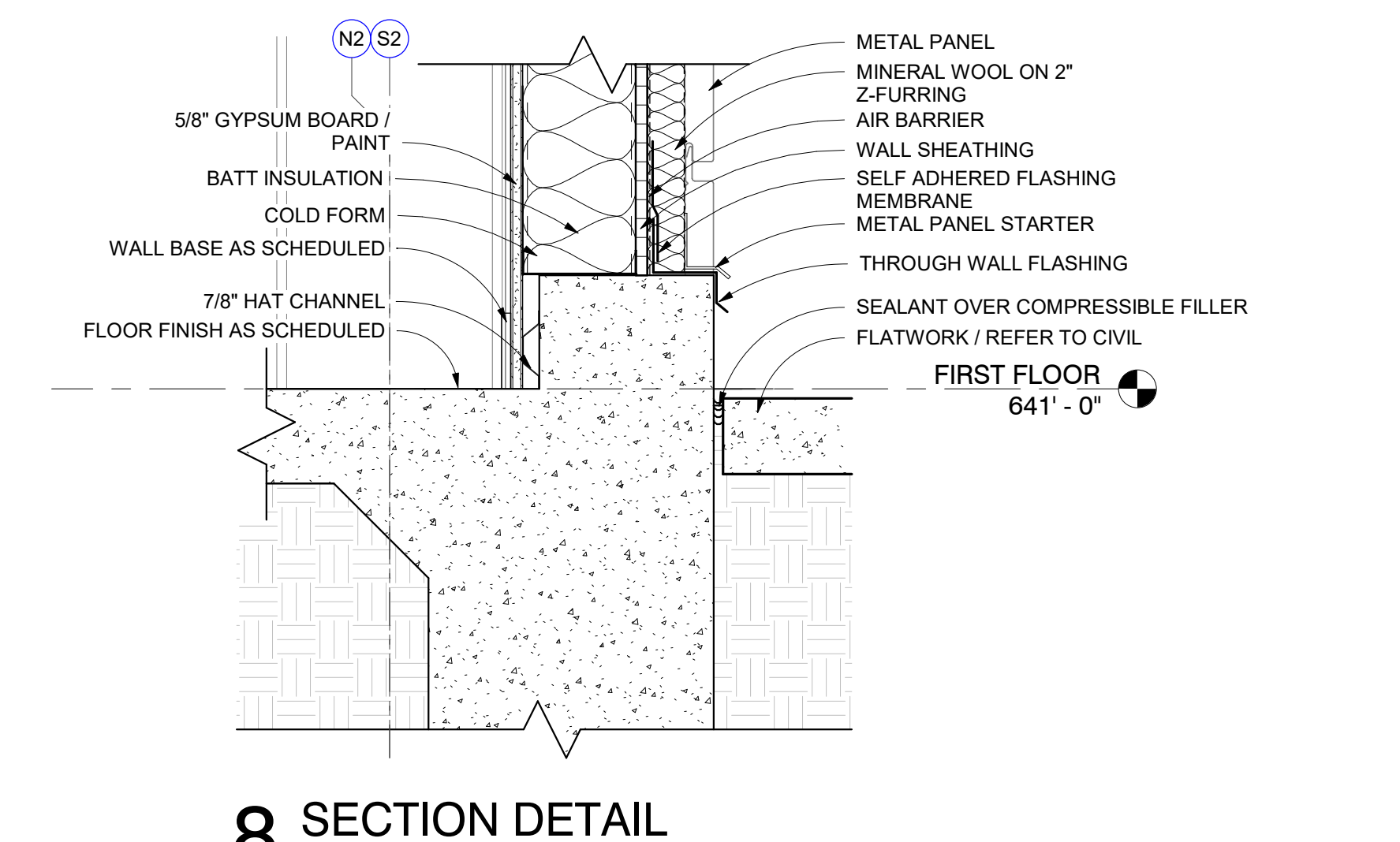
5 SECTION DETAIL
BRICK AT HEAD
1 1/2" = 1'-0"



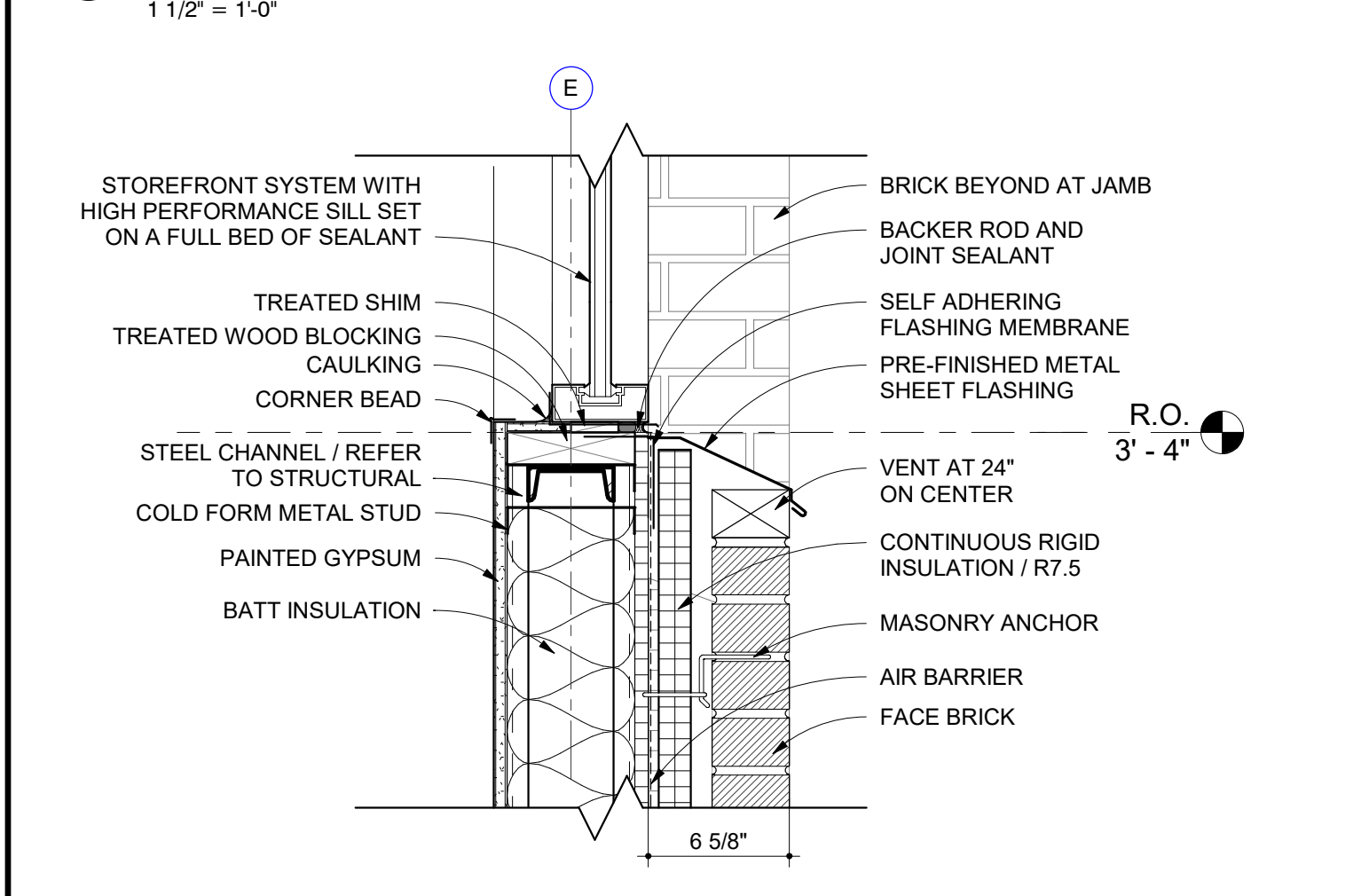
6 SECTION DETAIL
CONCRETE AT SILL
1 1/2" = 1'-0"



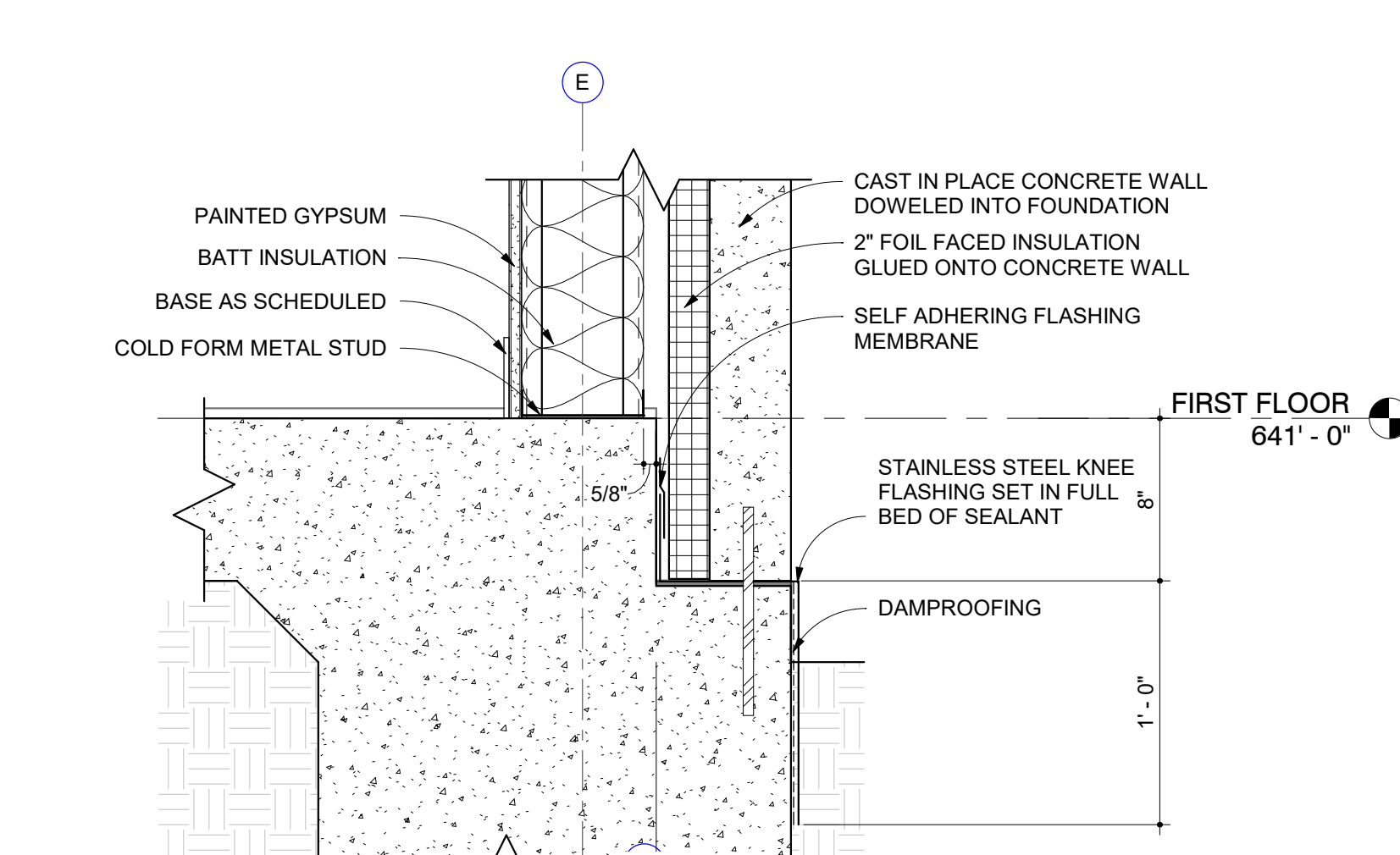
7 SECTION DETAIL
METAL PANEL AT WINDOW HEAD
1 1/2" = 1'-0"



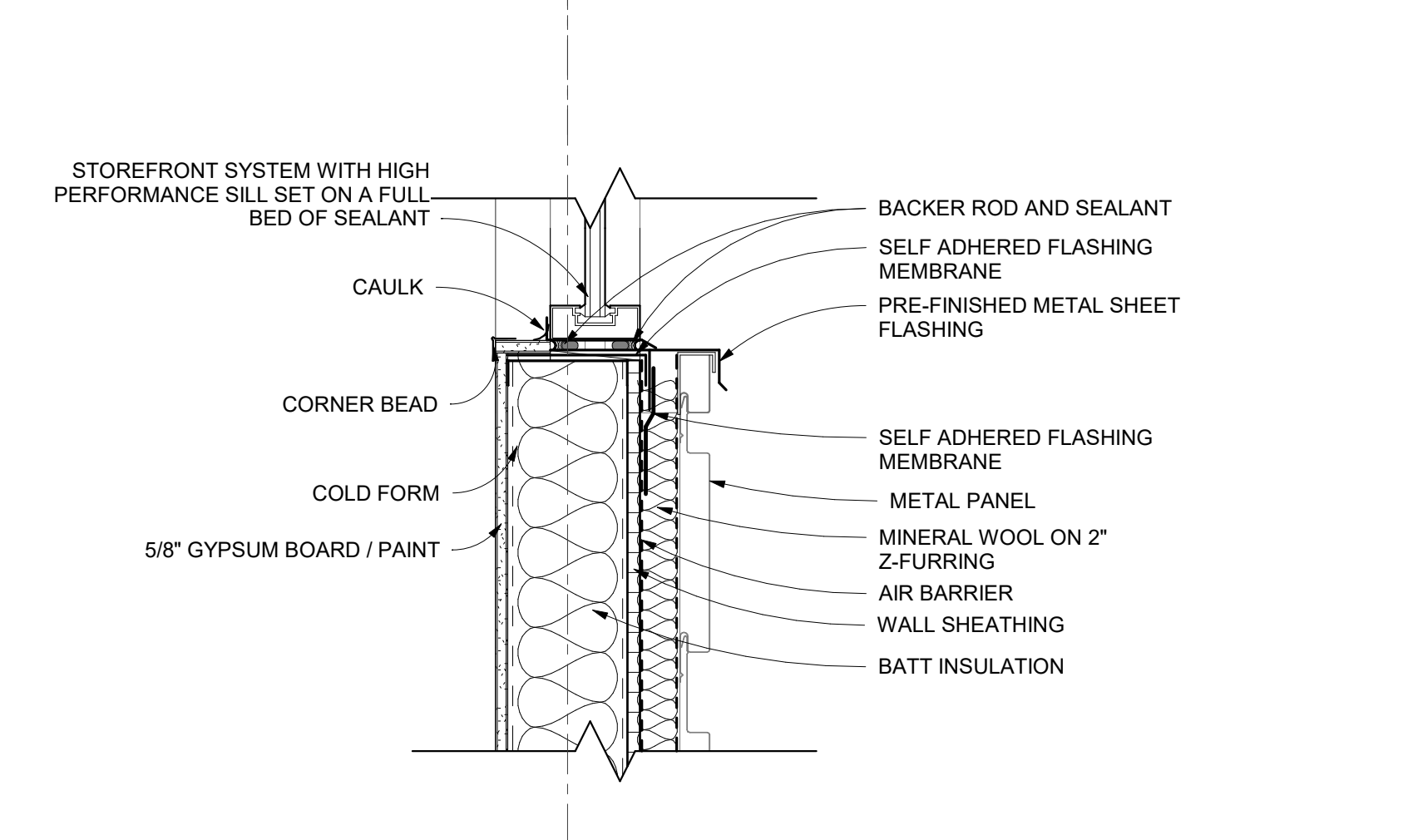
8 SECTION DETAIL
METAL PANEL BASE WITH CURB
1 1/2" = 1'-0"



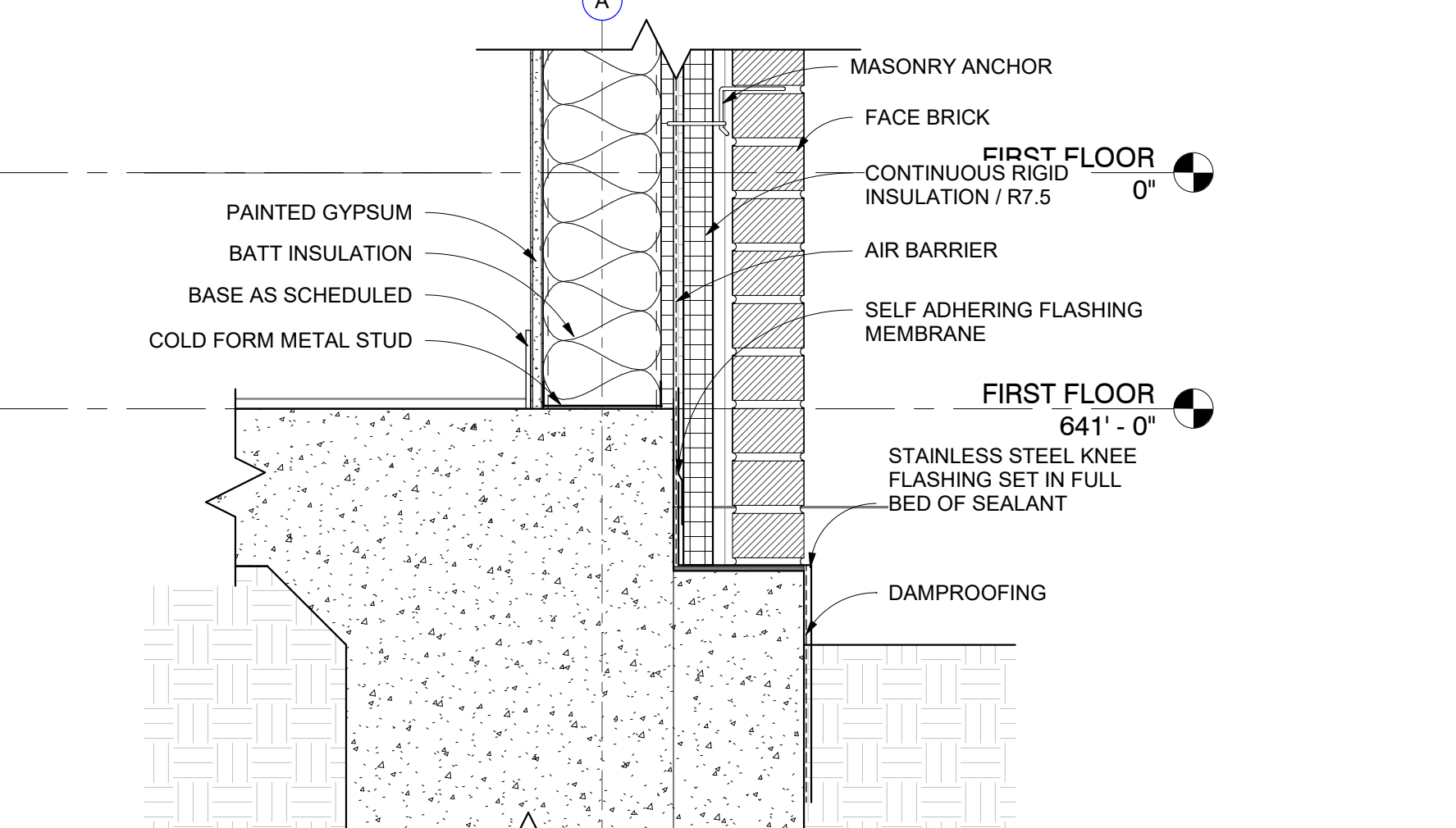
9 SECTION DETAIL
BRICK AT SILL
1 1/2" = 1'-0"



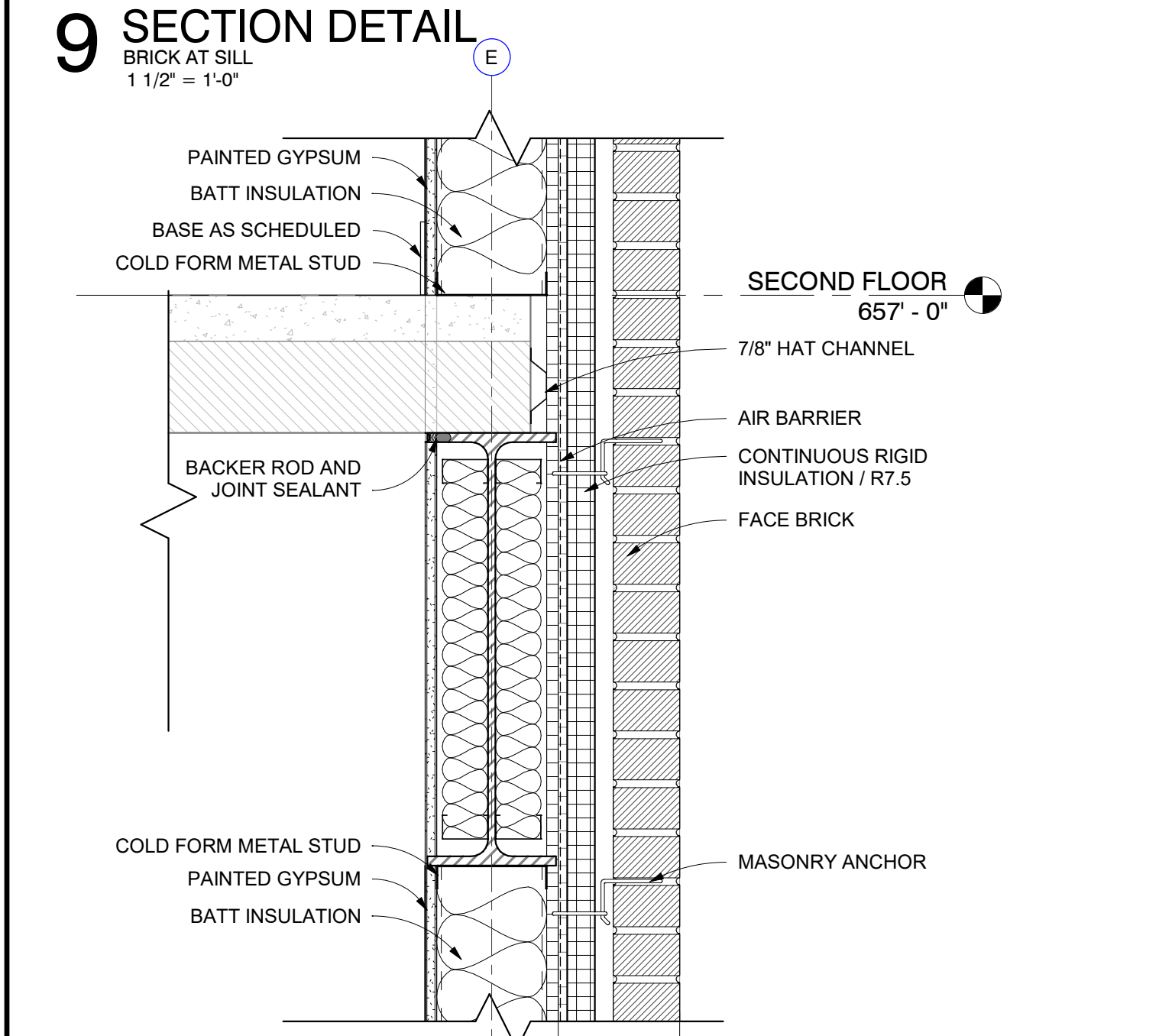
10 SECTION DETAIL
CONCRETE AT BASE
1 1/2" = 1'-0"



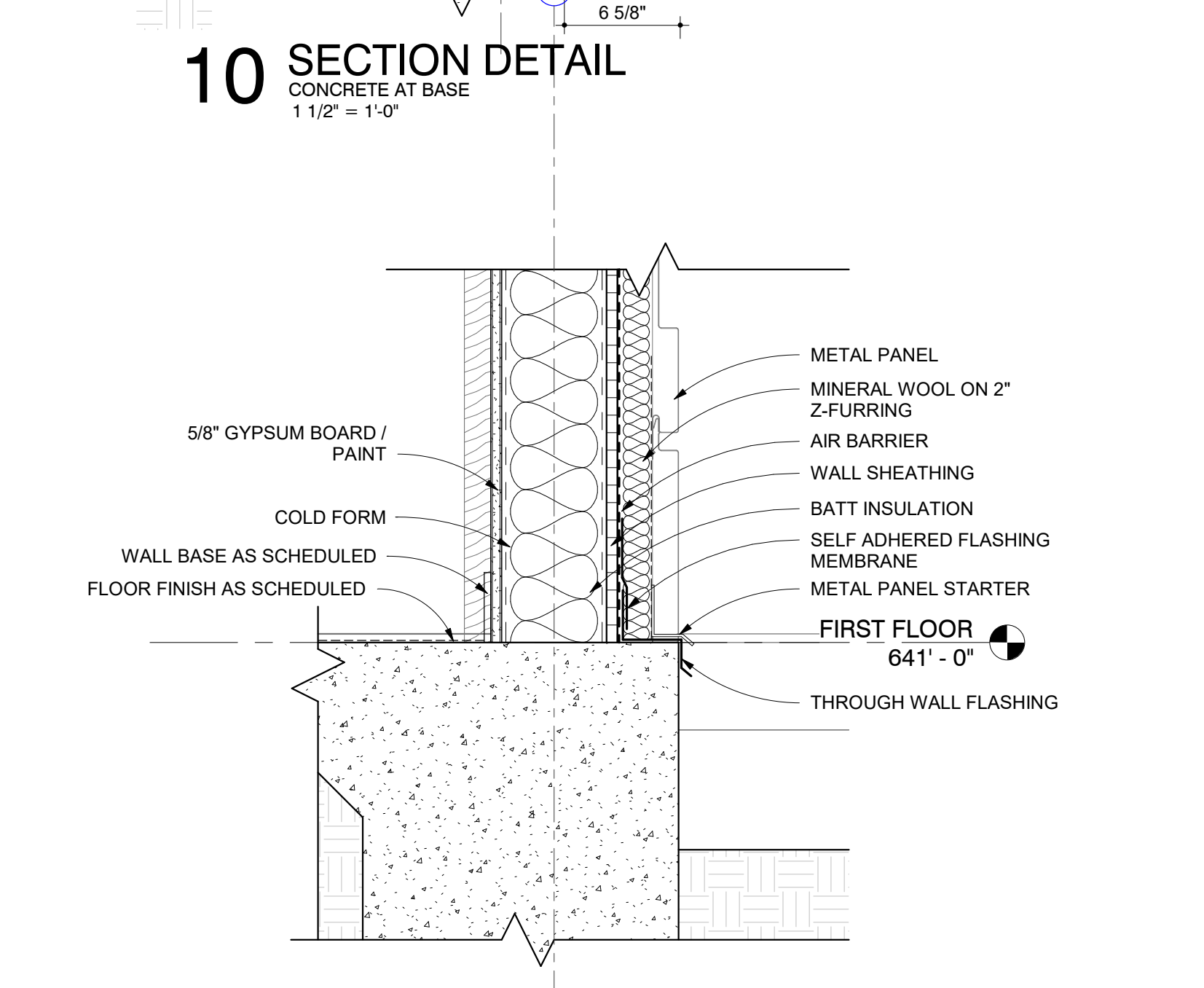
11 SECTION DETAIL
METAL PANEL AT WINDOW SILL
1 1/2" = 1'-0"



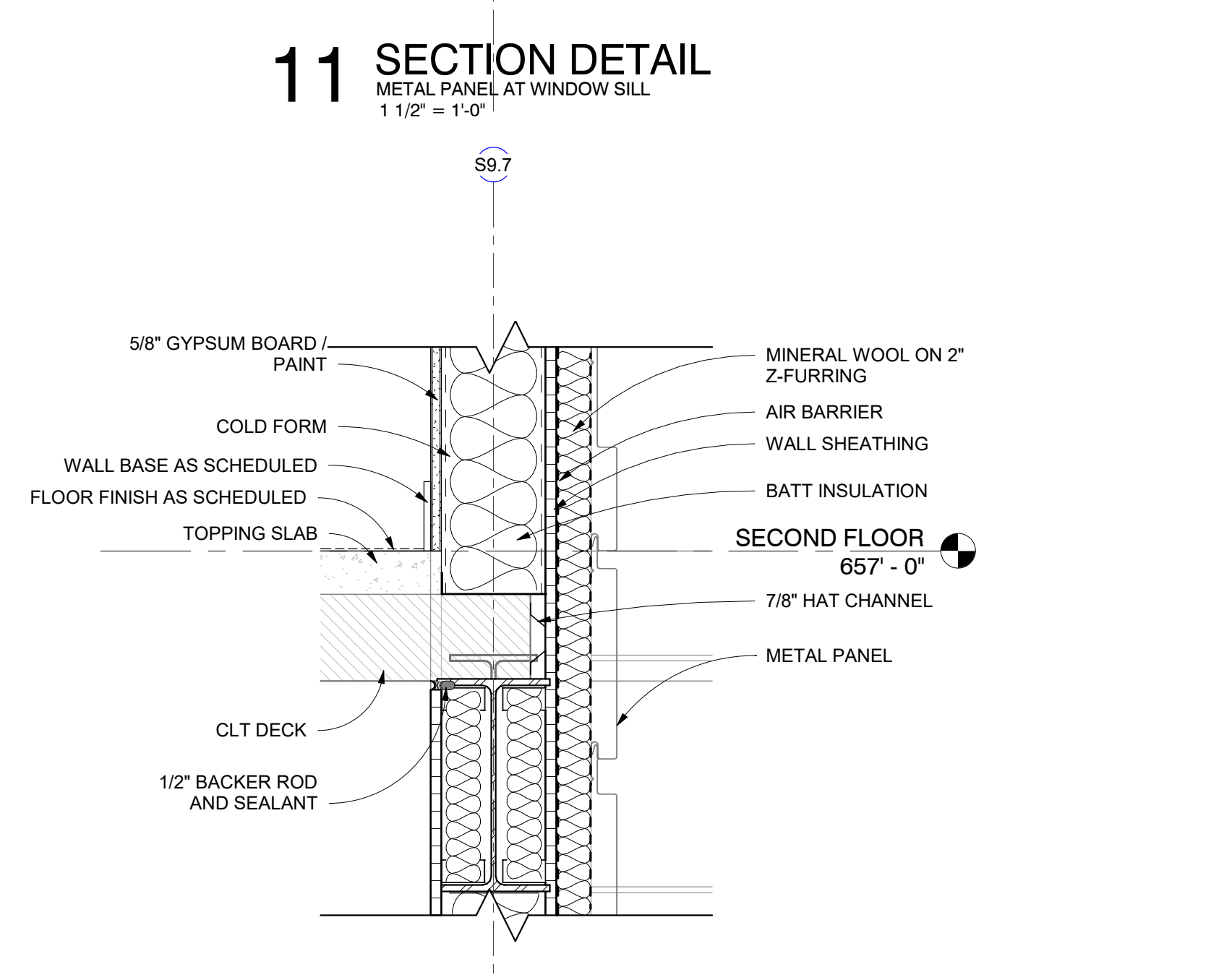
12 SECTION DETAIL
BASE AT BRICK
1 1/2" = 1'-0"




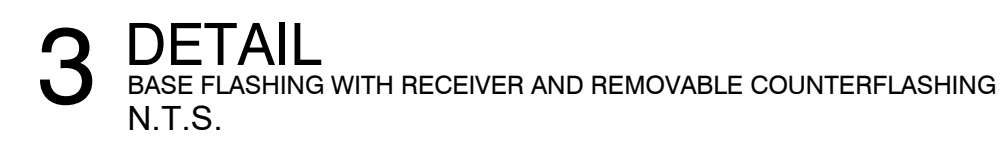
13 SECTION DETAIL
BRICK AT 2ND FLOOR
1 1/2" = 1'-0"



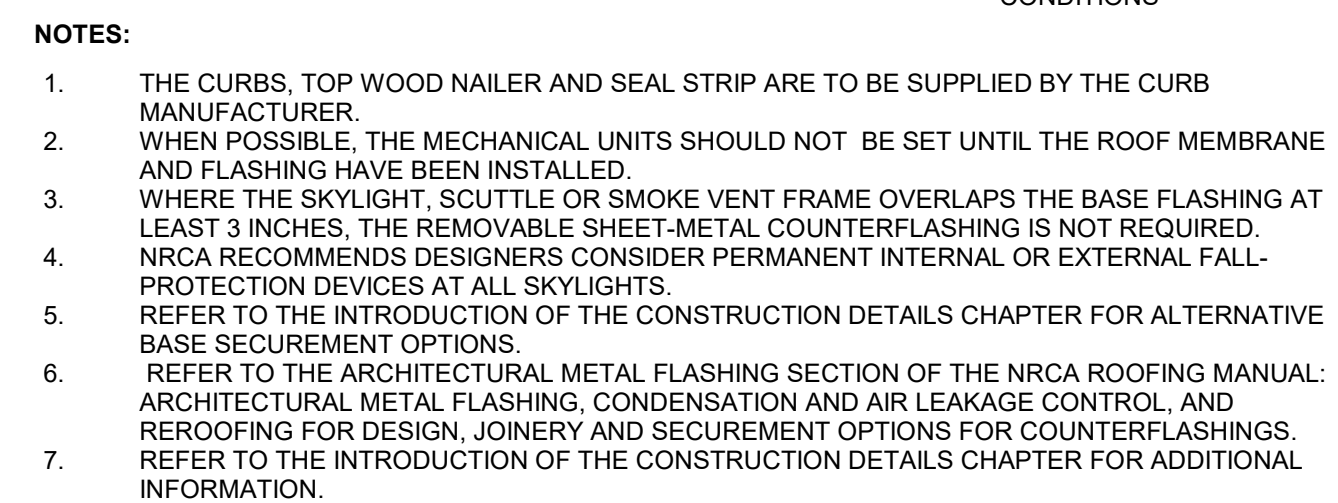
14 SECTION DETAIL
METAL PANEL AT BASE
1 1/2" = 1'-0"



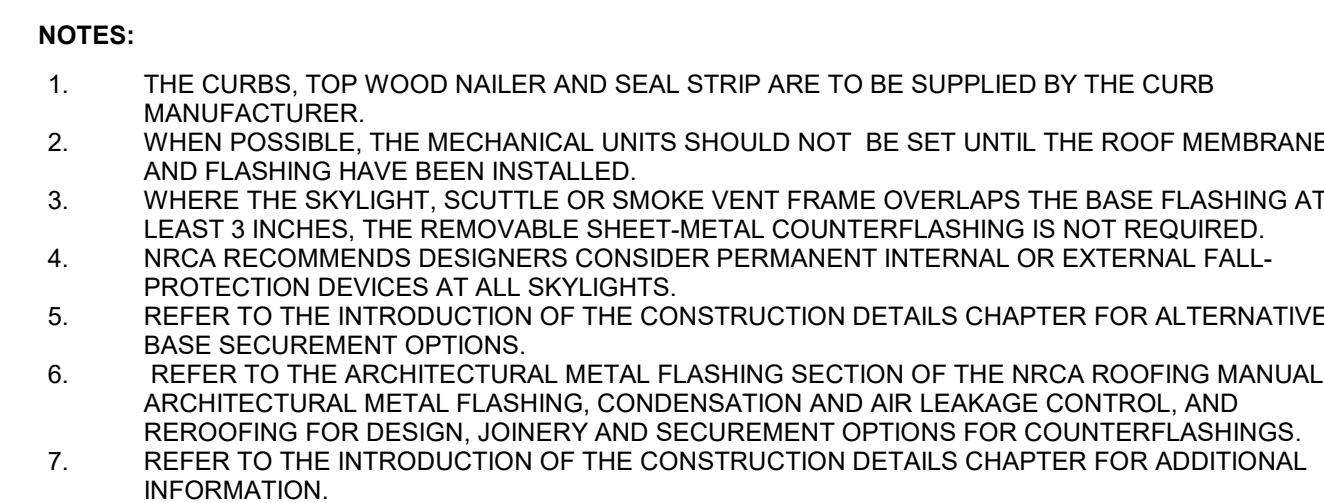
15 SECTION DETAIL
METAL PANEL AT 2ND FLOOR SLAB
1 1/2" = 1'-0"



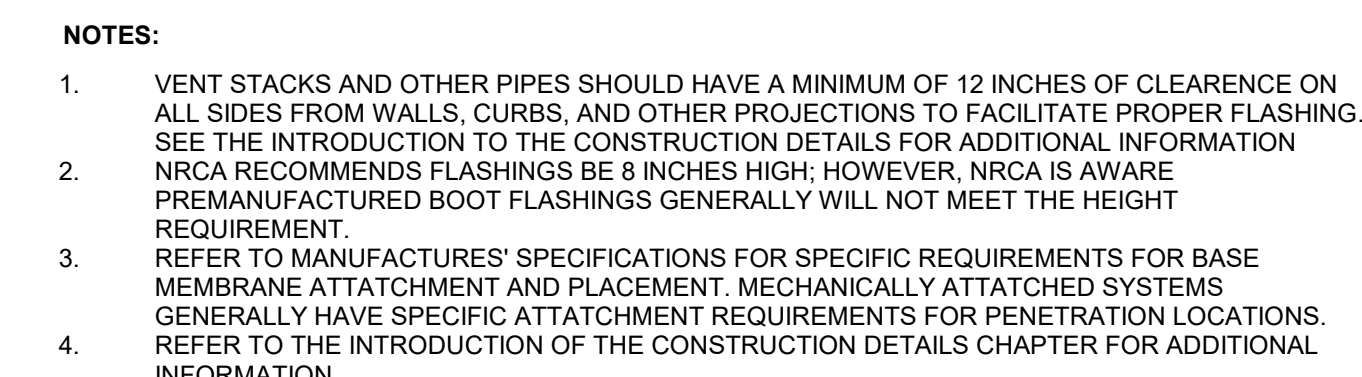
5 DETAIL
BASE FLASHING AT LIGHTWEIGHT EQUIPMENT SUPPORT CURB
N.T.S.



TP-13



TP-14 SECTION



TP-20

7/26/2024 9:56:06 AM

FINISH LEGEND					
TAG	DESCRIPTION	MANUFACTURER	MODEL/STYLE	COLOR/FINISH	REMARKS
BASE					
B1	PAINTED WOOD BASE	CUSTOM	3/4" X 4" PAINT GRADE HARDWOOD BASE	MATCH ADJACENT WALL FINISH	
B2	RUBBER COVE BASE	JOHNSONITE / TARKETT	4" HIGH COVE BASE	TO BE DETERMINED	
B3	RUBBER MILLWORK BASE	JOHNSONITE / TARKETT	4.25" HIGH REVEAL BASE, #MM-XX-F	TO BE DETERMINED	
B4	TILE BASE	CONCEPT SURFACES OR EQUAL	6" X 12" COVE BASE	TO BE DETERMINED	AT RESTROOMS, WET WALLS TO HAVE TILE FROM FLOOR TO CEILING (WITH SCHLUTER DILEX TRIM). ALL OTHER WALLS TO HAVE TILE COVE BASE.
B5	TILE BASE	CONCEPT SURFACES OR EQUAL	3" X 24" BULLNOSE BASE	TO BE DETERMINED	AT RESTROOMS, WET WALLS TO HAVE TILE FROM FLOOR TO CEILING. PROVIDE SCHLUTER DILEX TRIM AT COVE AND INSIDE CORNERS, AND RONDEC TOP TRIM.
CARPET					
CPT1	CARPET TILE (FIELD)	SHAW CONTRACT	LOCAL LANDSCAPE COLLECTION, LANDSCAPE TILE #5T604, 18" X 36"	TO BE DETERMINED	PRIVATE OFFICES WHERE NOTED
CPT2	CARPET TILE (ACCENT)	SHAW CONTRACT	LOCAL LANDSCAPE COLLECTION, LANDSCAPE TILE #5T604, 18" X 36"	TO BE DETERMINED	OPEN OFFICE WHERE NOTED
CPT3	CARPET TILE (ACCENT)	SHAW CONTRACT	LOCAL LANDSCAPE COLLECTION, LANDSCAPE TILE #5T604, 18" X 36"	COLOR: WATER	OPEN OFFICE WHERE NOTED
CPT4	CARPET TILE (ACCENT)	SHAW CONTRACT	BEYOND TILE #5T218, 12" X 48"	TO BE DETERMINED	CONFERENCE CENTER, HUDDLE ROOMS, PHONE ROOMS WHERE NOTED
CPT5	CARPET TILE (WALK-OFF)	SHAW CONTRACT	WELCOMER II #5T031, 24" X 24" TILE	TO BE DETERMINED	SUB-ENTRY AREAS WHERE NOTED
CEILING					
CL1	LAY-IN CEILING (PRIVATE OFFICE GRADE)	ARMSTRONG	2X2 LAY-IN BEVELED TEGULAR CEILING TILE, CANYON #1492, WITH 15/16" PRELUDE CEILING GRID	WHITE	PROVIDE 4" HIGH AXIOM PERIMTER TRIM AT CLOUD CONDITIONS.
CL2	GYPSPUM BOARD CEILING	-	RE: SPECIFICATIONS	PAINTED P2 U.O.N.	
CL3	ACOUSTICAL ACCENT CEILING	ARMSTRONG	FELTWORKS EBB AND FLOR 96" ACOUSTICAL BLADE SYSTEM.	TO BE DETERMINED	AT CONFERENCE CENTER. PROVIDE COORDINATING TRIM, MOUNTING KITS, AND HANGERS AS REQUIRED PER MANUFACTURER'S INSTALLATION RECOMMENDATIONS.
CL4	ACOUSTICAL LINEAR BAFFLE	ARMSTRONG	FELTWORKS LINEAR 6" X 96" ACOUSTICAL BLADE SYSTEM	TO BE DETERMINED	AT WORK AREA CEILINGS. PROVIDE COORDINATING MOUNTING KITS, AND HANGERS AS REQUIRED PER MANUFACTURER'S INSTALLATION RECOMMENDATIONS.
CL5	ACOUSTICAL WOOD CEILING	9WOOD OR EQUAL	9100 HYBRID PANEL SYSTEM	TO BE DETERMINED	PROVIDE COORDINATING TRIM, MOUNTING KITS, AND HANGERS AS REQUIRED PER MANUFACTURER'S INSTALLATION RECOMMENDATIONS. AIR AND CEILING DEVICES TO BE SIZED TO ACCOMMODATE BLADE SPACING.
CL6	OPEN TO DECK	-	RE: SPECIFICATIONS	EXPOSED (NON-CL1) STRUCTURE & EQUIPMENT TO BE PAINTED P11 IN OPEN AREAS. OPEN CEILING TO REMAIN UNFINISHED IN ENCLOSED ROOMS.	
CL7	ACOUSTICAL LINEAR BAFFLE (PUBLIC AREA GRADE)	ARMSTRONG	METALWORKS BLADES - CLASSICS	COLOR TO MATCH CL3	AT FITNESS AND CAFE. CENTER. PROVIDE COORDINATING TRIM, MOUNTING KITS, AND HANGERS AS REQUIRED PER MANUFACTURER'S INSTALLATION RECOMMENDATIONS. AIR AND CEILING DEVICES TO BE SIZED TO ACCOMMODATE BLADE SPACING.
CL8	LAY-IN CEILING (PUBLIC AREA GRADE)	ARMSTRONG	2X4, CALLA 2825 9/16 INTERFACE WITH SUPRAPINE XL	TO BE DETERMINED	
CL9	LAY-IN CEILING (LAB GRADE)	ARMSTRONG	-		
CL10	EXPOSED T&G WOOD DECK/STAIN	-	RE: SPECIFICATIONS		
CONCRETE					
CN1	CONCRETE (POLISHED)	-	RE: SPECIFICATIONS	-	EXPOSED AGGREGATE, MINIMUM CLASS 8" 3/8" COARSE AGGREGATE SIZE, LEVEL 3 POLISHED FINISH
CN2	CONCRETE (UNFINISHED)	-	RE: SPECIFICATIONS	-	SEALED
FABRICS					
FB1	FABRIC	MAHARAM OR EQUAL	TO BE DETERMINED, PROVIDE A MATERIAL ALLOWANCE OF \$45.00 / LY	-	AT LOBBY BENCH SEATING AS NOTED.
FB2	FABRIC	MAHARAM OR EQUAL	TO BE DETERMINED, PROVIDE A MATERIAL ALLOWANCE OF \$45.00 / LY	-	AT CAFE BENCH SEATING AS NOTED.
FB3	FABRIC	MAHARAM OR EQUAL	TO BE DETERMINED, PROVIDE A MATERIAL ALLOWANCE OF \$40.00 / LY	-	AT OPEN LAB CORRIDOR BENCH & ENVIRONMENTAL SCIENCES BREAK AREA BENCH AS NOTED
GLASS					
G1	MIRROR (FITNESS)	CUSTOM	RE: SPECIFICATIONS	-	TO BE INSTALLED ON WALLS AS NOTED, FROM TOP OF BASE TO TOP OF DOOR FRAME
METAL					
MP3	METAL PANELING	CUSTOM	RE: SPECIFICATIONS	-	
PAINT					
P1	PAINT (FIELD)	SHERWIN WILLIAMS	EGGSHELL	EXTRA WHITE / SW #7006	
P2	PAINT (CEILING)	SHERWIN WILLIAMS	EGGSHELL	EXTRA WHITE / SW #7006	
P3	PAINT (ACCENT)	SHERWIN WILLIAMS	EGGSHELL	UNCERTAIN GRAY / SW #6234	COFFEE / COPY NICHES AND ACCENT WALLS WHERE NOTED
P4	PAINT (ACCENT)	SHERWIN WILLIAMS	EGGSHELL	SEA SALT / SW #6204	CAFE ACCENT WALLS WHERE NOTED
P5	PAINT (ACCENT)	SHERWIN WILLIAMS	EGGSHELL	AT EASE SOLDIER / SW #9127	BREAK AREA (LEVEL 2) ACCENT WALLS WHERE NOTED
P6	PAINT (ACCENT)	SHERWIN WILLIAMS	EGGSHELL	CUSTOM COLOR MATCH TO ACOUSTIC WALLCOVERING WC2	CONFERENCE / HUDDLE ROOMS WHERE NOTED
P7	PAINT (ACCENT)	SHERWIN WILLIAMS	EGGSHELL	CUSTOM COLOR MATCH TO ACOUSTIC WALLCOVERING WC3	CONFERENCE / HUDDLE ROOMS WHERE NOTED
P8	PAINT (ACCENT)	SHERWIN WILLIAMS	EGGSHELL	CUSTOM COLOR MATCH TO ACOUSTIC WALLCOVERING WC4	CONFERENCE / HUDDLE ROOMS WHERE NOTED
P9	PAINT (ACCENT)	SHERWIN WILLIAMS	EGGSHELL	CUSTOM COLOR MATCH TO ACOUSTIC WALLCOVERING WCs	CONFERENCE / HUDDLE ROOMS WHERE NOTED
P10	PAINT (ACCENT)	SHERWIN WILLIAMS	EGGSHELL	CONNECTED GRAY / SW #6165	BREAK AREA (LEVEL 2) ACCENT WALLS WHERE NOTED
P11	PAINT (ACCENT + STRUCTURE + EXPOSED SYSTEMS / FASCIA)	SHERWIN WILLIAMS	RE: SPECIFICATIONS	CUSTOM COLOR MATCH TO GUENTHER LOCATION	
P12	PAINT (SPECIALTY)	JH WALL PAINTS	LIME WASH WALL PAINT, RE: MANUFACTURER'S INSTALLATION RECOMMENDATIONS	COLOR #146	ANCILLARY ENTRY ACCENT WALLS WHERE NOTED
P13	PAINT (SPECIALTY)	JH WALL PAINTS	LIME WASH WALL PAINT, RE: MANUFACTURER'S INSTALLATION RECOMMENDATIONS	COLOR #117	CAFE ACCENT WALLS WHERE NOTED
P14	PAINT (SPECIALTY)	JH WALL PAINTS	LIME WASH WALL PAINT, RE: MANUFACTURER'S INSTALLATION RECOMMENDATIONS	COLOR #102	CAFE & SECONDARY ACCENT WALLS WHERE NOTED
P15	PAINT (SPECIALTY)	JH WALL PAINTS	LIME WASH WALL PAINT, RE: MANUFACTURER'S INSTALLATION RECOMMENDATIONS	COLOR #107	CORRIDOR (LEVEL 1) ACCENT WALLS WHERE NOTED
PLASTIC LAMINATE					
PL1	PLASTIC LAMINATE (CASEWORK)	WILSONART OR EQUAL	CONTRACT GRADE HIGH PRESSURE LAMINATE	SOLICOR, TRACELESS FINISH, COLOR IS TO BE DETERMINED	
PL2	PLASTIC LAMINATE (CASEWORK)	WILSONART OR EQUAL	CONTRACT GRADE HIGH PRESSURE LAMINATE	SOLICOR, TRACELESS FINISH, COLOR IS TO BE DETERMINED	
RL3	PLASTIC LAMINATE (LAB MILLWORK)	TRESPA	TOP LAB PLUS ALIGN, COUNTERTOP AND CASEWORK	TO BE DETERMINED	
RESILIENT FLOORING					
MC1	MARMOLEUM COMPOSITION TILE	FORBO	LINOLEUM TILE, 13" X 13" X 2.0 MM THICK	TO BE DETERMINED	AT MDF & ELECTRICAL ROOMS AS NOTED
RB1	RUBBER SPORTS TILE (FITNESS)	ROPPE	TUFLEX SPARTUS TILE, 27" X 27" X 3/8" THICK	DUSK #936	USE WITH TR1 TRANSITION
SOLID SURFACE					
SS1	QUARTZ SOLID SURFACE	CORIAN OR EQUAL	QUARTZ, RE: SPECIFICATIONS	TO BE DETERMINED, GROUP 4 MIN.	
SS2	QUARTZ SOLID SURFACE	CORIAN OR EQUAL	QUARTZ, RE: SPECIFICATIONS	TO BE DETERMINED, GROUP 4 MIN.	
SS3	SOLID SURFACE	CORIAN OR EQUAL	SOLID SURFACE, RE: SPECIFICATIONS	TO BE DETERMINED, GROUP 4 MIN.	
SS4	SOLID SURFACE	CORIAN OR EQUAL	SOLID SURFACE, RE: SPECIFICATIONS	TO BE DETERMINED, GROUP 4 MIN.	
TERRAZZO					
TZ1	TERRAZZO COUNTERTOP	ECO-TERR	MARINA ROMEO, 48" X 120" X 1 1/4" SLAB SIZE	HONED FINISH	CAFE COUNTERTOP & ISLAND AND RECEPTION DESK AS NOTED
TILE					
T1	PORCELAIN TILE (FLOORS)	CONCEPT SURFACES OR EQUAL	TO BE DETERMINED, PROVIDE A MATERIAL ALLOWANCE OF \$10.00 / SF	-	AT RESTROOMS AS NOTED
T2	PORCELAIN TILE (WALLS)	CONCEPT SURFACES OR EQUAL	TO BE DETERMINED, PROVIDE A MATERIAL ALLOWANCE OF \$10.00 / SF	-	AT RESTROOMS AS NOTED
T3	PORCELAIN TILE (SECONDARY FLOORS)	CONCEPT SURFACES OR EQUAL	TO BE DETERMINED, PROVIDE A MATERIAL ALLOWANCE OF \$8.00 / SF	-	AT RESTROOMS AS NOTED
T4	PORCELAIN TILE (SECONDARY WALLS)	CONCEPT SURFACES OR EQUAL	TO BE DETERMINED, PROVIDE A MATERIAL ALLOWANCE OF \$8.00 / SF	-	AT RESTROOMS AS NOTED
T5	ACCENT TILE	ZIA TILE	NOUVEAU, 4" X 10"	COLOR: DUNE	WORK AREA COFFEE BAR NICHES AND OPEN LAB WAINSCOT
T6	ACCENT TILE	ANGELA HARRIS MEDITERRA, 8" X 8"	TILE BAR	COLOR: TERRACOTTA MATTE	AT CAFE BACKWALL AND RECEPTION DESK ACCENT AS NOTED
T7	ACCENT TILE	WALKER ZANGER OR EQUAL	TO BE DETERMINED, PROVIDE A MATERIAL ALLOWANCE OF \$15.00 / SF	RECEPTION DESK	AT 2ND FLOOR SOUTH OPEN COLLAB/BREAK AREA AS NOTED
WALL COVERING					
WC1	WALLCOVERING	WOLF GORDON OR EQUAL	CLAIR PVC-FREE, PROVIDE A MATERIAL ALLOWANCE OF \$35.00 / LF	-	RESTROOMS WHERE INDICATED (NON-WET WALLS)
WC2	ACOUSTIC WALLCOVERING	WOLF GORDON OR EQUAL	TO BE DETERMINED, PROVIDE A MATERIAL ALLOWANCE OF \$48.00 / LF	TO BE DETERMINED, COORDINATE WITH PAINT P6	
WC3	ACOUSTIC WALLCOVERING	WOLF GORDON OR EQUAL	TO BE DETERMINED, PROVIDE A MATERIAL ALLOWANCE OF \$48.00 / LF	TO BE DETERMINED, COORDINATE WITH PAINT P7	
WC4	ACOUSTIC WALLCOVERING	WOLF GORDON OR EQUAL	TO BE DETERMINED, PROVIDE A MATERIAL ALLOWANCE OF \$48.00 / LF	TO BE DETERMINED, COORDINATE WITH PAINT P8	
WC5	ACOUSTIC WALLCOVERING	WOLF GORDON OR EQUAL	TO BE DETERMINED, PROVIDE A MATERIAL ALLOWANCE OF \$48.00 / LF	TO BE DETERMINED, COORDINATE WITH PAINT P9	
WC6	ACOUSTIC WALL PANELS	WOLF GORDON OR EQUAL	GATHER ACOUSTICAL WALL PANELS, 48" X 120", PATTERN TO BE DETERMINED	TO BE DETERMINED	AT CONFERENCE CENTER & HUDDLE ROOMS WHERE NOTED
WC7	ACOUSTIC WALL PANELS	WOLF GORDON OR EQUAL	GATHER ACOUSTICAL WALL PANELS, 48" X 120", PATTERN TO BE DETERMINED	TO BE DETERMINED	AT LEVEL 2 CONFERENCE ROOM WHERE NOTED
WC8	CONTOU GRAPHIC WALLCOVERING	WOLF GORDON, MDC	PVC-FREE SUBSTRATE, PROVIDE A MATERIAL ALLOWANCE OF \$75.00 / LF	TO BE DETERMINED	ACCENT WALLS WHERE INDICATED, IMAGE FILES TO BE PROVIDED BY OWNER.
WC9	UPHOLSTERED WALL PANELS	CARNEGIE	XOREL RIDGE PANELS, 48" LONG PANELS, EQUAL MIX OF XL, 2XL, AND 3XL SIZES (MOUNTED HORIZONTALLY)	XOREL STRIE #850	SEATING NICHE ACROSS FROM LAB
WALL PROTECTION					
FRP1	FIBERGLASS REINFORCED PLASTIC	GLASSTEEL	STABILIT	LIGHT GRAY	INSTALL UP TO 48" HIGH IN JANITOR'S CLOSETS. PROVIDE COORDINATING WALL TRIM AS NEEDED.
WINDOW TREATMENT					
WT1	WINDOW COVERINGS (TYPICAL AT ALL EXTERIOR WINDOWS U.O.N.)	SWF CONTRACT MANUAL SINGLE ROLLER SHADES	3% OPENNESS, MANUAL OPERATION, PROVIDE FOR FASCIA TO MATCH MULLION FINISH	SHADE FABRIC IS TO BE DETERMINED	
WT2	WINDOW COVERINGS (TYPICAL AT ALL LARGE CONFERENCE ROOMS U.O.N.)	SWF CONTRACT AUTOMATED DUAL ROLLER SHADES	BLACKOUT, PROVIDE FOR FASCIA TO MATCH MULLION FINISH	SHADE FABRIC IS TO BE DETERMINED	
WOOD					
WD1	WOOD	CUSTOM	PLAIN SLICED WHITE OAK WITH CLEAR MATTE SEALER	CUSTOM STAIN TO MATCH ARCHITECT'S SAMPLE	
WP1	FLUTED WALL PANELING	SURFACING SOLUTION	SOLID WOOD TAMBOUR, PROFILE #83, WHITE OAK, 1" X 8" X 1/2" THICK PANELS	MATTE SEALANT	2ND FLOOR CONFERENCE ROOM ACCENT WALLS AS NOTED
CUSTOM					
CM1	CUSTOM MILLWORK	CUSTOM	MDF WITH SHOP-FINISHED POLYESTER PAINT, SATIN FINISH	TO BE DETERMINED	FIRST FLOOR CAFE CASEWORK
TP1	TOILET PARTITIONS	ASI GLOBAL	FLOOR-MOUNTED PLASTIC LAMINATE MOISTURE GUARD, RE: SPECIFICATIONS	TO BE DETERMINED	PROVIDE CONTINUOUS HINGES & INDICATOR LATCHES
TR1	TRANSITION / TRIM	SCHLUTER	FLOOR TRANSITION (TILE TO CARPET OR CONCRETE), RENO-TK	TO BE DETERMINED	
TR2	TRANSITION / TRIM	JOHNSONITE / TARKETT	FLOOR TRANSITION (CARPET TO LV1), #SLT	TO BE DETERMINED	
TR3	TRANSITION / TRIM	SCHLUTER	WALL TRANSITION (OUTER CORNER AT TILE INSTALLATION), RONDEC	TO BE DETERMINED	
TR4	TRANSITION / TRIM	SCHLUTER	COVE TRIM AT WET WALLS, DILEC	TO BE DETERMINED	

ROOM SCHEDULE										
ROOM NO.	ROOM NAME	FLOOR	BASE	CEILING	WALL FINISH				REMARKS	
					NORTH	EAST	SOUTH	WEST		
100	VESTIBULE	CPT5	B3	CL6	OPEN	OPEN	EXT.	EXT.	Support	
101	BRIDGE	CN1	B1	CLS/CL6	OPEN	OPEN	WC8	P15	Support -T7 AT CASEWORK / WD1 COUNTERTOP, FB1 AT BUILT-IN SEATING, WC8 GRAPHIC WALLCOVERING WHERE NOTED	
102	OPEN COLLABORATION / EXHIBIT	CN1	B1	CLS/CL6	P15	OPEN	OPEN	P15	Work Area Amenity	
103	MECHANICAL	CN2	B2	CL6	P1	P1	P1	P1	Support	
104	IDF	CN2	B2	CL1	P1	P1	P1	P1	Support	
105	CUSTODIAL	CN2	B4	CL6	FRP1/P1	FRP1/P1	FRP1/P1	FRP1/P1	Support	
106	WET LAB	CN1	B2	CL6/CL2	P1	P1	P1	P1	Lab - PL4 CASEWORK, COUNTERTOP, & FULL HEIGHT BACKSPLASH	
107	STORAGE	CN2	B2	CL1	P1	P1	P1	P1	Support	
108	RESTROOM	T3	B4	CL1	T4	WC1	WC1	T4	Support - PL2 CASEWORK, SS2 COUNTERTOP, TP1 TOILET PARTITIONS	
109	RESTROOM	T3	B4	CL1	WC1	WC1	T4	T4	Support - PL2 CASEWORK, SS2 COUNTERTOP, TP1 TOILET PARTITIONS	
110	STAIR	CN2	B2	CL2	P1	P1	P1	P1	Support	
110E	FIRE RISER	CN2	B2	CL6	P1	P1	P1	P1	Support	
111	LOADING / RECEIVING	CN1	B2	CL6	FRP1/P1	FRP1/P1	FRP1/P1	FRP1/P1	Support	
112	WET AREA	CN2	B4	CL6	FRP1/P1	FRP1/P1	FRP1/P1	FRP1/P1	STORAGE	
113	MAIN ELECTRICAL	CN2	B2	CL9	P1	P1	P1	P1	Main Electrical	
114	LAB RECEIVING	CN1	B1	CL5	P1	P1/WC4	P1	P1	Support - PL1 AT CASEWORK, TZ1 COUNTERTOP, TILE T6 AT FACE OF DESK, WC8 GRAPHIC WALLCOVERING WHERE NOTED	
115	CIRCULATION	CN1	B1	CL8	P1	P1/WC9	P1	P15/T5	Support - WC9 ACOUSTIC WALL PANELS & FB3 AT BUILT-IN SEATING NICHE, ACCENT WALLS WHERE NOTED	
115A	SURVEY EQUIPMENT STORAGE	CN1	B2	CL2	P1	P1	P1	P1	Support	
116	SAMPLE STORAGE	CN1	B2	CL9	P1	P1	P1	P1	Lab	
117	CIRCULATION	CN1	B2	CL9	P1	P1	P1	P1/T4	Support - T4 TILE AT EMERGENCY SHOWER NICHE, P5 ACCENT PAINT, PL1 CASEWORK, PL2 SHELVING, & SS1 COUNTERTOP AT COPY NICHE	
117A	CUSTODIAL	T3	B4	CL9	P1	P1	P1	P1	Support	
118	OPEN LAB	CN1	B2	CL9	P1	P1	P1	P1	Lab - PL4 CASEWORK, COUNTERTOP, & FULL HEIGHT BACKSPLASH	
119	MICRO	CN1	B2	CL9	P1	P1	P1	P1	Lab - PL4 CASEWORK, COUNTERTOP, & FULL HEIGHT BACKSPLASH	
120	M. PREP	CN1	B2	CL9	P1	P1	P1	P1	Lab - PL4 CASEWORK, COUNTERTOP, & FULL HEIGHT BACKSPLASH	
121	BST - FILTRATION	CN1	B2	CL9	P1	P1	P1	P1	Support - PL4 CASEWORK, COUNTERTOP, & FULL HEIGHT BACKSPLASH	
122	BST - EXTRACTION	CN1	B2	CL9	P1	P1	P1	P1	Support - PL4 CASEWORK, COUNTERTOP, & FULL HEIGHT BACKSPLASH	
123	BST - ANALYSIS	CN1	B2	CL9	P1	P1	P1	P1	Support - PL4 CASEWORK, COUNTERTOP, & FULL HEIGHT BACKSPLASH	
124	TKN	CN1	B2	CL9	P1	P1	P1	P1	Lab - PL4 CASEWORK, COUNTERTOP, & FULL HEIGHT BACKSPLASH	
125	M. ANALYSIS	CN1	B2	CL9	P1	P1	P1	P1	Lab - PL4 CASEWORK, COUNTERTOP, & FULL HEIGHT BACKSPLASH	
126	AUTOCLAVE	CN1	B2	CL9/CL2	P1	P1	P1	P1	Lab - PL4 CASEWORK, COUNTERTOP, & FULL HEIGHT BACKSPLASH	
127	BALANCE ROOM	CN1	B2	CL9	P1	P1	P1	P1	Lab - PL4 CASEWORK, COUNTERTOP, & FULL HEIGHT BACKSPLASH	
128	BOD / CHLORINE	CN1	B2	CL9/CL2	P1	P1	P1	P1	Lab - PL4 CASEWORK, COUNTERTOP, & FULL HEIGHT BACKSPLASH	
129	CHLOROPHYLL	CN1	B2	CL9	P1	P1	P1	P1	Lab - PL4 CASEWORK, COUNTERTOP, & FULL HEIGHT BACKSPLASH	
130	ANION	CN1	B2	CL9/CL2	P1	P1	P1	P1	Lab - PL4 CASEWORK, COUNTERTOP, & FULL HEIGHT BACKSPLASH	
131	FITNESS	RB1	B2	CL7	P1	P1/G1	P1/G1	P1	Communal Amenity	
132	RESTROOM	T3	B4	CL1/CL2	T4	T4	T4	T4	Support	
133	RESTROOM	T3	B4	CL1/CL2	T4	T4	T4	T4	Support	
134	MECHANICAL	CN2	B2	CL7	P1	P1	P1	P1	Support	
135	ELEVATOR	T1	-	-	-	-	-	-	Support	
136	CIRCULATION	CN1	B1	CL8	P1	P1	P15/WC8	P1	Support	
136A	CIRCULATION	CN1	B1	CL6	P1	P1	P1	P15	Support	
137	RESTROOM	T1	B5	CL1	WC1	WC1	T2	T2	Support - PL2 CASEWORK, SS2 COUNTERTOP, TP1 TOILET PARTITIONS	
138	RESTROOM	T1	B5	CL1	T2	WC1	WC1	T2	Support - PL2 CASEWORK, SS2 COUNTERTOP, TP1 TOILET PARTITIONS	
139	MOTHERS / WELLNESS	T1	B5	CL1	WC1	WC1	WC1	WC1	Work Area Amenity - PL2 CASEWORK, SS2 COUNTERTOP	
140	CUSTODIAL	CN2	B2	CL6	P1	P1	P1	P1	Support	
141	IDF	CN2	B2	CL6	P1	P1	P1	P1	Support	
142	ELECTRICAL	CN2	B4	CL1	FRP1/P1	FRP1/P1	FRP1/P1	FRP1/P1	Support	
143	STORAGE	CN2	B1	CL1	P1	P1	P1	P1	Support	
144	CONFERENCE ROOM	CPT4	B3	CL1	P1	P1	P3	WC3	Support	
145	MECHANICAL	CN2	B2	CL6	P1	P1	P1	P1	Support	
146	STORAGE	CN2	B2	CL1	P1	P1	P1	P1	Support	
147	CAFE	CN1	B1	CL2/CL7	P13/P14	WD1	P4/T8	P13/P14	Communal Amenity - CM1 CASEWORK, TZ1 COUNTERTOP, WD1 WOOD ENDCAPS AT ISLAND, T6 ACCENT TILE, FB2 AT BANQUETTE	
148	CONFERENCE CENTER	CPT4/CN1	B3	CL2/CL3	P1	P1	WC6	WD1	Communal Amenity	
150	STORAGE	CN2	B2	CL1	P1	P1	P1	P1	Support	
151	VESTIBULE	CPT5	B3	CL6	EXT.	OPEN	OPEN	EXT.	Support	
152	ANCILLARY ENTRY	CN1	B3	WD1/CL5	P12/WD1	P1	P1	WC8	Support	
153	ELECTRICAL	CN2	B2	CL6	P1	P1	P1	P1	Work Area	
154	CIRCULATION	CN1	B3	CL8	P1/P7	P12	P1	P1/T5	Support	
155	RESTROOM	T1	B5	CL1	WC1	WC1	T2	T2	Support - PL2 CASEWORK, SS2 COUNTERTOP, TP1 TOILET PARTITIONS	
156	RESTROOM	T1	B5	CL1	WC1	WC1	T2	T2	Support - PL2 CASEWORK, SS2 COUNTERTOP, TP1 TOILET PARTITIONS	
157	STAIR	CN2	B2	CL2	P1	P1	P1	P1	Support	
158	IDF	CN2	B2	CL1	P1	P1	P1	P1	Support	
159	WORKSTATIONS	MCT1	B3	CL8	P1	P1	P1	P1	Department	
160	PO1	CPT1	B2	CL1	P1	P1	P1	P1	Bynaki Covarrubias	
161	PO1	CPT1	B2	CL1	P1	P1	P1	P1	Naomi Oster	
162	WORKSTATIONS	MCT1	B3	CL8	P1	P1	P1	P1	Departments	
163	PO1	CPT1	B2	CL1	P1	P1	P1	P1	Peter Pierson	
164	PO1	CPT1	B2	CL1	P1	P1	P1	P1	Mike Gramley	
165	PO1	CPT1	B2	CL1	P1	P1	P1	P1	Tommy Mitchell	
166	PO2	CPT1	B2	CL1	P1	P1	P1	P1	Kristen Hansen	
167	COFFEE / COPY	MCT1	B3	CL2/CL8	P1	P1/P3	P1	P1	Support - P3 ACCENT PAINT, PL1 CASEWORK, PL2 SHELVING, & SS1 COUNTERTOP AT COPY NICHE	
168	COFFEE / COPY	CPT3	B3	CL2/CL6	P1	P1	P1	P1/P5	Support - P5 ACCENT PAINT, PL1 CASEWORK, PL2 SHELVING, & SS1 COUNTERTOP AT COPY NICHE	
169	WORKSTATIONS	CPT3	B3	CL8	P1	P1	P1	P1	Department	
170	PO4	CPT1	B2	CL1	P1	P1	P1	P1	Tech Support Spec	
170A	IT STORAGE	CN2	B2	CL1	P1	P1	P1	P1	Work Area Amenity	
171	PO2	CPT1	B2	CL1	P1	P1	P1	P1	Rick Acosta	
172	PO1	CPT1	B2	CL1	P1	P1	P1	P1	Joe Shannon	
173	PO1	CPT1	B2	CL1	P1	P1	P1	P1	George Guerra	
174	PO1	CPT1	B2	CL1	P1	P1	P1	P1	Vacant	
175	PO1	CPT1	B2	CL1	P1	P1	P1	P1	Shawna Arroyo	
176	SMALL CONFERENCE	CPT4	B2	CL1/CL2	WC2	P6	P1	P1	Work Area Amenity	
177	LOCKERS								Support	
200	BRIDGE	CN1	B1	CL6	OPEN	P1	WC8	P1	Support - WC8 GRAPHIC WALLCOVERING WHERE NOTED	
201	OPEN COLLABORATION	CN1	B1	CL6	P15	OPEN	OPEN	P15	Support - WC8 GRAPHIC WALLCOVERING WHERE NOTED	
202	CIRCULATION	CN1	B1	CL5	P15	P1	P1	P1	Support	
203	MECHANICAL	CN2	B2	CL6	P1	P1	P1	P1	Support	
204	WORKSTATIONS	CPT2	B3	CL8	P1	P1/P5	P1	P1	Support	
205	HOTELING	CPT2	B3	CL2/CL8	P1/P5	P1	P1	P1	Support - P5 ACCENT PAINT, PL1 CASEWORK, PL2 SHELVING, & SS1 COUNTERTOP AT COPY NICHE	
206	HUDDLE	CPT4	B2	CL1	P9	WC5	P1	P1	Support	
207	HUDDLE	CPT4	B2	CL1	P9	P1	P1	WC5	Support	
208	CIRCULATION	CN1	B3	CL6	P1	P1	P1	P15/T5	Support	
208A	CIRCULATION	CN2	B2	CL2	P1	P1	P1	P1	Support	
209	JANITOR & STORAGE	CN2	B2	CL1	P1	P1	P1	P1	Support	
210	RESTROOM	T3	B4	CL1	T4	WC1	WC1	T4	Support - PL2 CASEWORK, SS2 COUNTERTOP, TP1 TOILET PARTITIONS	
211	RESTROOM	T3	B4	CL1	WC1	WC1	T4	T4	Support - PL2 CASEWORK, SS2 COUNTERTOP, TP1 TOILET PARTITIONS	
212	STORAGE	CN2	B2	CL1	P1	P1	P1	P1	Support	
213	STORAGE	CN2	B2	CL2	P1	P1	P1	P1	Support	
214	CUSTODIAL	T3	B4	CL6	FRP1/P1	FRP1/P1	FRP1/P1	FRP1/P1	Support	
215	ELECTRICAL	CN2	B2	CL6	P1	P1	P1	P1	Support	
216	MDF / SERVER	MCT1	B2	CL1	P1	P1/P5/T5	P1	P1	Support	
217	BREAKROOM	CN1	B3	CL2	P1	P1/P5/T5	P1	P5/P10	Support	
218	HOTELING	CPT2	B3	CL2	P1	P1	WC4	P1	Work Area	
219	CONFERENCE ROOM	CPT4	B2	CL1/CL2	P1	P1	WC4	P8	Support	
220	WORKSTATIONS	CPT2	B3	CL6	P1	P1	P1	P1	Work Area	
221	PO1	CPT1	B2	CL1	P1	P1	P1	P1	Zachary Jendrush	
222	PO1	CPT1	B2	CL1	P1	P1	P1	P1	David Hernandez	
223	PO1	CPT1	B2	CL1	P1	P1	P1	P1	Chris Vaughn	
224	SMALL CONFERENCE	CPT4	B2	CL1	P1	P8	WC4	P1	Work Area Amenity	
225	PO1	CPT1	B2	CL1	P1	P1	P1	P1	Patty Carvajal	
226	PO1	CPT1	B2	CL1	P1	P1	P1	P1	Rebecca Reeves	
227	PO1	CPT1	B2	CL1	P1	P1	P1	P1	Shawn Donovan	
228	MECHANICAL	CN2	B2	CL6	P1	P1	P1	P1	Support	
230	RESTROOM	T3	B4	CL1	WC1	WC1	T4	T4	Support - PL2 CASEWORK, SS2 COUNTERTOP, TP1 TOILET PARTITIONS	
231	RESTROOM	T3	B4	CL1	T4	WC1	WC1	T4	Support - PL2 CASEWORK, SS2 COUNTERTOP, TP1 TOILET PARTITIONS	
232	MOTHERS / WELLNESS	CN2	B5	CL1	WC1	WC1	WC1	WC1	Work Area Amenity - PL2 CASEWORK, SS2 COUNTERTOP	
233	ELECTRICAL	CN2	B2	CL6	P1	P1	P1	P1	Support	
234	IDF	CN2	B2	CL1	P1	P1	P1	P1	Support	
235	JANITOR & STORAGE	CN2	B4	CL6	FRP1/P1	FRP1/P1	FRP1/P1	FRP1/P1	Support	
236	LAKE CONFERENCE	CPT4	B3	CL2/CL8	P1	P1	WC2	WC2	Work Area Amenity - PROVIDE CUSTOM VINYL DECAL AT SLIDING GLASS WALL (PROVIDE \$6K MATERIAL ALLOWANCE)	
237	BREAK / OPEN COLLABORATION	CN1	B1	CL2/CL5	P1	P1/P3/T6	P1	P1	Support - PL1 CASEWORK, SS1 COUNTERTOP, T6 ACCENT TILE & P6 ACCENT PAINT AT SOFFIT SURROUNDINGS, P6 AT PAINTED DOORS.	
238	MECHANICAL	CN2	B2	CL6	P1	P1	P1	P1	Support	
239	STORAGE	CN2	B2	CL1	P1	P1	P1	P1	Support	
240	WORKSTATIONS	CPT3	B3	CL2/CL6	P1	P1	P1	P1	Departments	
240A	WORKSTATIONS	CPT3	B3	CL8	P1	P1	P1	P1	Support	
241	PO1	CPT1	B2	CL1	P1	P1	P1	P1	Erin Cavazos	
242	PO1	CPT1	B2	CL1	P1	P1	P1	P1	Wayne Tschhart	
243	PO1	CPT1	B2	CL1	P1	P1	P1	P1	Karen Bishop	
244	PO1	CPT1	B2	CL1	P1	P1	P1	P1	Sheeba Dominguez	
245	COPY	CPT3	B3	CL2	P1	P1	P1	P1/P3	Support - P3 ACCENT PAINT, PL1 CASEWORK, PL2 SHELVING, & SS1 COUNTERTOP AT COPY NICHE	

ROOM SCHEDULE										
ROOM NO.	ROOM NAME	FLOOR	BASE	CEILING	WALL FINISH					REMARKS
					NORTH	EAST	SOUTH	WEST		
246	PO1	CPT1	B2	CL1	P1	P1	P1	P1		Yasmin Gutierrez
247	PO1	CPT1	B2	CL1	P1	P1	P1	P1		Daniel Perry
248	PO1	CPT1	B2	CL1	P1	P1	P1	P1		Sr. Engineer
249	PO1	CPT1	B2	CL1	P1	P1	P1	P1		Collen Brownlow
250	HUDDLE	CPT4	B2	CL2	P7	P1	P7	WC3		Support
251	HUDDLE	CPT4	B2	CL2	WC3	P7	WC3	P1		Work Area Amenity
252	PO1	CPT1	B2	CL1	P1	P1	P1	P1		Rachel Roberts
253	SMALL CONFERENCE	CPT4	B2	CL2	P1	P3	P1	WC7		Work Area Amenity
254	PO1	CPT1	B2	CL1	P1	P1	P1	P1		Emilio Molina
255	PO1	CPT1	B2	CL1	P1	P1	P1	P1		Work Area Amenity
256	STAIR	CN2	B2	CL2	P1	P1	P1	P1		Support
257	HALLWAY	CN2	B2	CL1	P1	P1	P1	P1		Support
258	JANITOR	CN2	B4	CL1	FRP1/P1	FRP1/P1	FRP1/P1	FRP1/P1		Support
259	ELECTRICAL	CN2	B2	CL1	P1	P1	P1	P1		Support
260	IDF	CN2	B2	CL1	P1	P1	P1	P1		Support
261	RESTROOM	T3	B4	CL1	WC1	WC1	T4	T4		Support - PL2 CASEWORK, SS2 COUNTERTOP, TP1 TOILET PARTITIONS
262	RESTROOM	T3	B4	CL1	T4	WC1	WC1	T4		Support - PL2 CASEWORK, SS2 COUNTERTOP, TP1 TOILET PARTITIONS
263	OPEN PLOT AREA	CPT3	B3	CL2/CL8	P1/P7	P1	P1	P1/P7		Work Area Amenity - P7 ACCENT PAINT, PL1 CASEWORK, PL2 SHELVING, & SS1 COUNTERTOP AT COPY NICHE
264	PHONE ROOM	CPT4	B2	CL2	P1	P3	P1	WC7		Support
265	PHONE ROOM	CPT4	B2	CL2	P1	WC7	P1	P3		Work Area Amenity
266	SMALL CONFERENCE	CPT4	B2	CL2	P1	P3	P1	WC7		Work Area Amenity
267	CIRCULATION	CPT3	B3	CL8	P1	P1/WP1	P1/WP1	P1/WP1		Support
267A	CIRCULATION									Support
268	PO1	CPT1	B2	CL1	P1	P1	P1	P1		Sr. Engineer
269	PO1	CPT1	B2	CL1	P1	P1	P1	P1		C.I.O.
270	PO1	CPT1	B2	CL1	P1	P1	P1	P1		Department
271	WORKSTATIONS	CPT3	B3	CL8	P1/P3	P1	P1	P1/WP1		Support - P3 ACCENT PAINT, PL1 CASEWORK, PL2 SHELVING, & SS1 COUNTERTOP AT COPY NICHE
272	P03	CPT1	B2	CL1	P1	P1	P1	P1		Vacant
273	PO1	CPT1	B2	CL1	P1	P1	P1	P1		Future
274	PO1	CPT1	B2	CL1	P1	P1	P1	P1		Trinidad Macias
275	PO1	CPT1	B2	CL1	P1	P1	P1	P1		Amy Zolla
276	PO1	CPT1	B2	CL1	P1	P1	P1	P1		Future
277	SMALL CONFERENCE	CPT4	B2	CL1/CL6	P6	P6	P1	WC7		Work Area Amenity
278	SMALL CONFERENCE	CPT4	B2	CL1/CL6	P6	WC7	P1	P1		Work Area Amenity
279	WORKSTATIONS	CPT3	B3	CL8	P1	P1	P1/WP1	P1		Department - P3 ACCENT PAINT, PL1 CASEWORK, PL2 SHELVING, & SS1 COUNTERTOP AT COPY NICHE
280	PHONE ROOM	CPT4	B2	CL1	P7	P7	WC3	WC3		Work Area Amenity
281	PO1	CPT1	B2	CL1	P1	P1	P1	P1		Future
282	PO1	CPT1	B2	CL1	P1	P1	P1	P1		Gray Eck
283	WORKSTATIONS	CPT3	B3	CL6	P1	P1	P1	P1		Support
284	CIRCULATION	CN1	B1	CL2	P1	P1	P1	P1/T5		Support
285	CIRCULATION	CN1	B3	CL2	P1	P1	P1	P1/T5		Support
301	MECHANICAL PH									Support
302	STAIR									Support
303	MECHANICAL PH									Support
304	STAIR									Support

Project No. 22068A

Registered Architect
Edith Hund
19339

PRELIMINARY
This design document is
incomplete and may not be
used for regulatory approval,
permitting, or construction.

Date 2024-07-26

San Antonio River Authority

SARA Sheridan Campus

201 W Sheridan St
San Antonio, TX

78204

revision date



2002 N. Saint Mary's St.
San Antonio Texas 78212
Office: 210.733.3535
web: www.rvkarchitecture.com

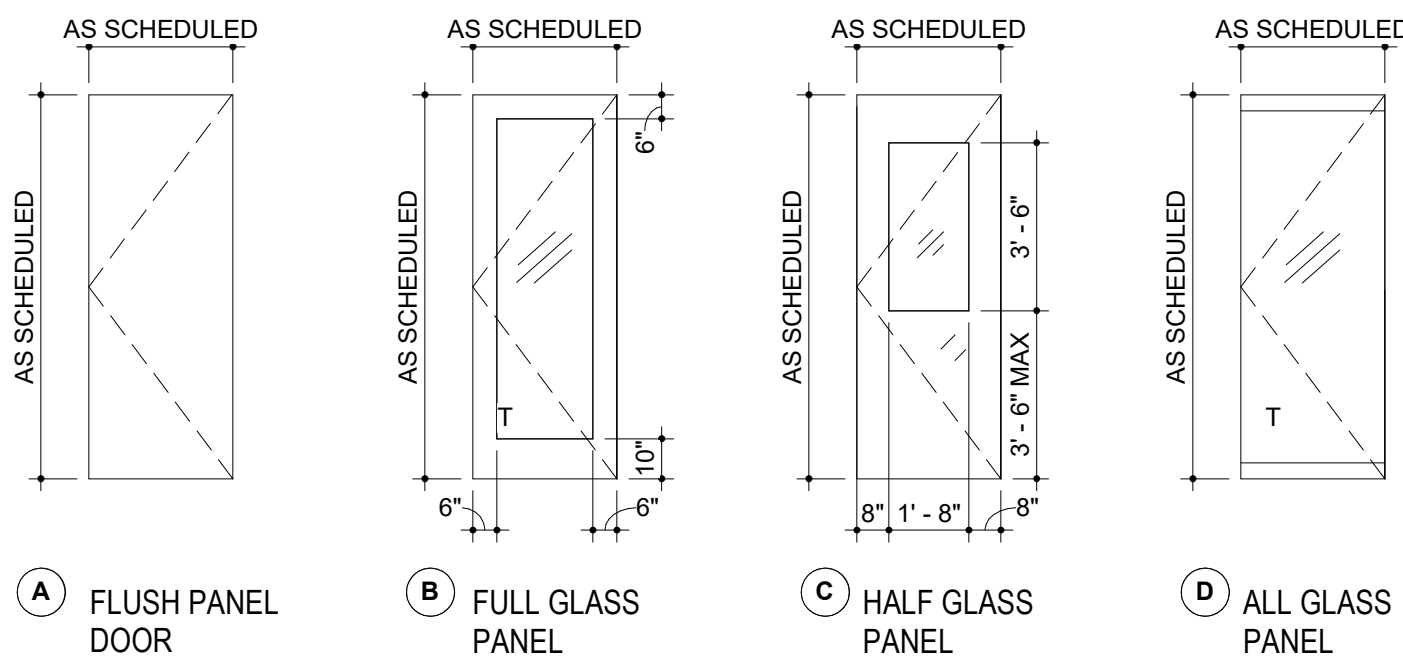
30%
CONSTRUCTION
DOCUMENTS

A-602

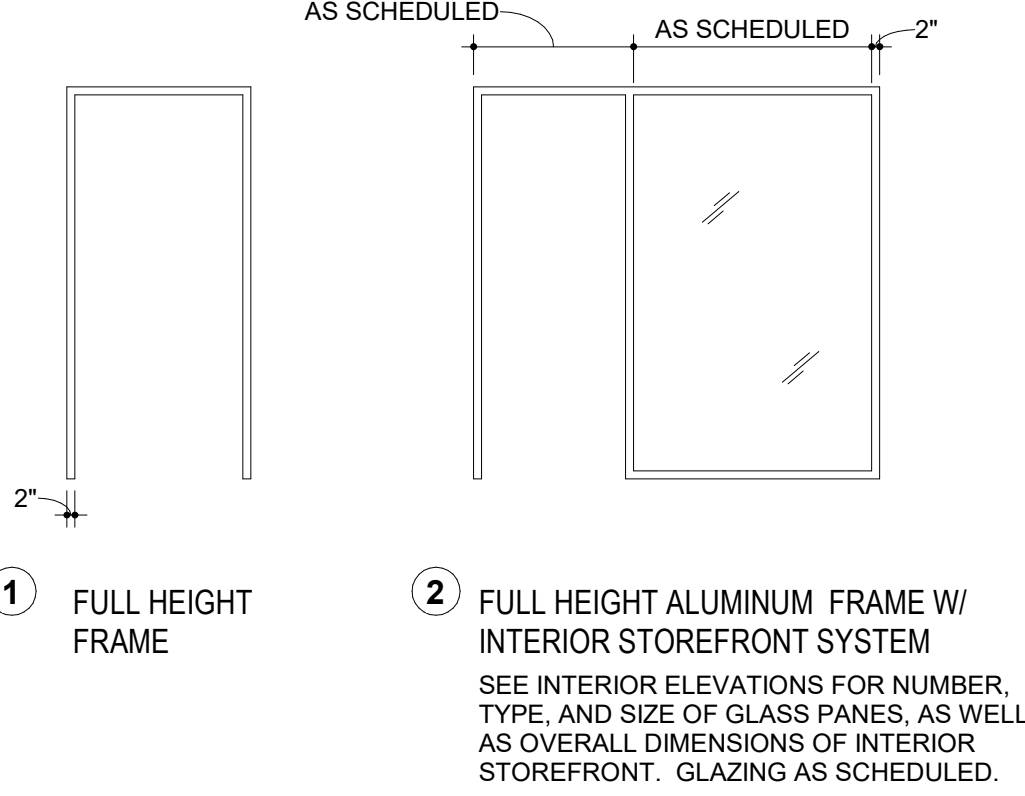
ROOM FINISH
SCHEDULE

DOOR NO.	DOOR SIZE			DOOR			FRAME			DETAILS			FIRE RATING	HARDWARE	REMARKS
	W	H	T	TYPE	MATERIAL	FINISH	TYPE	MATERIAL	FINISH	HEAD	JAMB	SILL			
	3'-6"	7'-11"	2"	B											
D100	6'-0"	9'-10"	1 3/4"	D	AL / GLASS	FACTORY		ALUMINUM	FACTORY						CARD READER
D101A	6'-0"	9'-10"		D	AL / GLASS	FACTORY		ALUMINUM	FACTORY						
D101B	6'-0"	9'-10"	2"	B	AL / GLASS	FACTORY		ALUMINUM	FACTORY						
D102	3'-0"	8'-0"	2"	A	WOOD	STAINED	1	HM	PAINT						
D103	4'-0"	8'-0"	2"	A	WOOD	STAINED	1	HM	PAINT						
D104	3'-0"	8'-0"	2"	A	WOOD	STAINED	1	HM	PAINT						
D105	3'-0"	8'-0"	2"	A	WOOD	STAINED	1	HM	PAINT						
D106	3'-0"	8'-0"	2"	B	AL / GLASS	FACTORY	2	ALUMINUM	FACTORY						
D107A	3'-0"	8'-0"	2"	A	WOOD	STAINED	1	HM	PAINT						
D107B	3'-0"	8'-0"	2"	A	WOOD	STAINED	1	HM	PAINT						
D108	3'-0"	8'-0"	2"	A	WOOD	STAINED	1	HM	PAINT						
D109	3'-0"	8'-0"	2"	A	WOOD	STAINED	1	HM	PAINT						
D110A	3'-0"	8'-0"	2"	A	WOOD	STAINED	1	HM	PAINT				45 MIN		
D110B	3'-0"	8'-0"	2"	A	HM	PAINT	1	HM	PAINT						
D110E	4'-0"	8'-0"	2"	A	HM	PAINT	1	HM	PAINT						
D111A	6'-0"	8'-0"	2"	A	WOOD	STAINED	1	HM	PAINT						
D111B	3'-0"	8'-0"	2"	A	HM	PAINT	1	HM	PAINT						CARD READER OVERHEAD DOOR
D112	10'-0"	12'-0"	2"	A	WOOD	STAINED	1	HM	PAINT						
D113A	3'-0"	8'-0"	2"	A	WOOD	STAINED	1	HM	PAINT				90 MIN		
D113B	3'-0"	8'-0"	2"	A	HM	PAINT	1	HM	PAINT						
D114	6'-0"	8'-0"	2"	B	AL / GLASS	FACTORY	1	ALUMINUM	FACTORY						CARD READER
D115	4'-0"	8'-0"	2"	B	AL / GLASS	FACTORY	1	HM	PAINT						
D116	6'-0"	8'-0"	2"	B	AL / GLASS	FACTORY		ALUMINUM	FACTORY						
D117	4'-0"	8'-0"	2"	A	WOOD	STAINED	1	HM	PAINT						CARD READER
D118	6'-0"	8'-0"	2"	B	AL / GLASS	FACTORY		ALUMINUM	FACTORY						
D119	12'-0"	8'-0"	2"	B	AL / GLASS	FACTORY		ALUMINUM	FACTORY						
D120	3'-0"	8'-0"	2"	A	WOOD	STAINED	2	ALUMINUM	FACTORY						
D121	6'-0"	8'-0"	2"	B	AL / GLASS	FACTORY		ALUMINUM	FACTORY						
D122	6'-0"	8'-0"	2"	B	AL / GLASS	FACTORY		ALUMINUM	FACTORY						
D123	6'-0"	8'-0"	2"	B	AL / GLASS	FACTORY		ALUMINUM	FACTORY						
D124	3'-0"	8'-0"	2"	A	WOOD	STAINED	1	HM	PAINT						
D125	3'-0"	8'-0"	2"	A	AL / GLASS	FACTORY	2	ALUMINUM	FACTORY						
D127	3'-0"	8'-0"	2"	A	WOOD	STAINED	1	HM	PAINT						
D129	3'-0"	8'-0"	2"	C	WOOD	STAINED	1	HM	PAINT						
D131A	6'-0"	8'-0"	2"	B	AL / GLASS	FACTORY	2	ALUMINUM	FACTORY						
D131B	6'-0"	8'-0"	2"	B	AL / GLASS	FACTORY	2	ALUMINUM	FACTORY						
D132	3'-0"	8'-0"	2"	A	WOOD	STAINED	1	HM	PAINT						
D133	3'-0"	8'-0"	2"	A	WOOD	STAINED	1	HM	PAINT						
D134	4'-0"	8'-0"	2"	A	WOOD	STAINED	1	HM	PAINT						
D136	3'-0"	8'-0"	2"	A	WOOD	STAINED	1	HM	PAINT						
D137	3'-0"	8'-0"	2"	A	WOOD	STAINED	1	HM	PAINT						
D138	3'-0"	8'-0"	2"	A	WOOD	STAINED	1	HM	PAINT						
D139	3'-0"	8'-0"	2"	A	WOOD	STAINED	1	HM	PAINT						
D140	3'-0"	8'-0"	2"	A	WOOD	STAINED	1	HM	PAINT						
D141	3'-0"	8'-0"	2"	A	WOOD	STAINED	1	HM	PAINT						
D142	3'-0"	8'-0"	2"	A	WOOD	STAINED	1	HM	PAINT						
D143	3'-0"	8'-0"	2"	A	WOOD	STAINED	1	HM	PAINT						
D144	3'-0"	8'-0"	2"	B	AL / GLASS	FACTORY	1	ALUMINUM	FACTORY						
D145	6'-0"	8'-0"	2"	A	WOOD	STAINED	1	HM	PAINT						
D146	3'-0"	8'-0"	2"	A	WOOD	STAINED	1	HM	PAINT						
D147A	5'-8"	7'-10"	2"	B	AL / GLASS	FACTORY	2	ALUMINUM	FACTORY						
D147B	6'-0"	7'-10"	2"	B	AL / GLASS	FACTORY	1	ALUMINUM	FACTORY						
D147C	6'-0"	9'-10"	2"	B	AL / GLASS	FACTORY	2	ALUMINUM	FACTORY						CARD READER
D148A	6'-0"	8'-0"	2"	B	AL / GLASS	FACTORY	2	ALUMINUM	FACTORY						
D148C	3'-9"	8'-0"	2"	B	AL / GLASS	FACTORY	2	ALUMINUM	FACTORY						
D150	6'-0"	8'-0"	2"	A	WOOD	STAINED	1	HM	PAINT						
D151	6'-0"	7'-11"	2"	B	AL / GLASS	FACTORY	2	ALUMINUM	FACTORY						CARD READER
D152	6'-0"	8'-0"	2"	B	AL / GLASS	FACTORY	2	ALUMINUM	FACTORY						
D153	3'-0"	8'-0"	2"	A	WOOD	STAINED	1	HM	PAINT						
D154	6'-0 5/8"	8'-0"	2"	B	AL / GLASS	FACTORY	1	ALUMINUM	FACTORY						
D155	3'-0"	8'-0"	2"	A	WOOD	STAINED	1	HM	PAINT						
D156	3'-0"	8'-0"	2"	A	WOOD	STAINED	1	HM	PAINT						
D157	3'-0"	8'-0"	2"	A	WOOD	STAINED	1	HM	PAINT				45 MIN		
D158A	3'-0"	8'-0"	2"	A	WOOD	STAINED	1	HM	PAINT						
D158B	3'-0"	8'-0"	2"	A	WOOD	STAINED	1	HM	PAINT						
D160	3'-0"	8'-0"	2"	B	AL / GLASS	FACTORY	2	ALUMINUM	FACTORY						
D161	3'-0"	8'-0"	2"	B	AL / GLASS	FACTORY	2	ALUMINUM	FACTORY						
D163	3'-0"	8'-0"	2"	B	AL / GLASS	FACTORY	2	ALUMINUM	FACTORY						
D164	3'-0"	8'-0"	2"	B	AL / GLASS	FACTORY	2	ALUMINUM	FACTORY						
D165	3'-0"	8'-0"	2"	B	AL / GLASS	FACTORY	2	ALUMINUM	FACTORY						
D166	3'-0"	8'-0"	2"	B	AL / GLASS	FACTORY	2	ALUMINUM	FACTORY						
D167	6'-0"	9'-10"	2"	B	AL / GLASS	FACTORY	2	ALUMINUM	FACTORY						
D170A	3'-0"	8'-0"	2"	B	AL / GLASS	FACTORY	2	ALUMINUM	FACTORY						
D170B	3'-0"	8'-0"	2"	A	WOOD	STAINED	1	HM	PAINT						
D171	3'-0"	8'-0"	2"	B	AL / GLASS	FACTORY	2	ALUMINUM	FACTORY						
D172	3'-0"	8'-0"	2"	B	AL / GLASS	FACTORY	2	ALUMINUM	FACTORY						
D173	3'-0"	8'-0"	2"	B	AL / GLASS	FACTORY	2	ALUMINUM	FACTORY						
D174	3'-0"	8'-0"	2"	B	AL / GLASS	FACTORY	2	ALUMINUM	FACTORY						
D175	3'-0"	8'-0"	2"	B	AL / GLASS	FACTORY	2	ALUMINUM	FACTORY						
D176	3'-0"	8'-0"	2"	B	AL / GLASS	FACTORY	2	ALUMINUM	FACTORY						
D200	6'-0"	8'-0"	2"	A	WOOD	STAINED	1	HM	PAINT						
D202A	3'-0"	8'-0"	2"	B	AL / GLASS	FACTORY	2	ALUMINUM	FACTORY						
D202B	3'-0"	8'-0"	2"	B	AL / GLASS	FACTORY	2	ALUMINUM	FACTORY						

DOOR TYPES



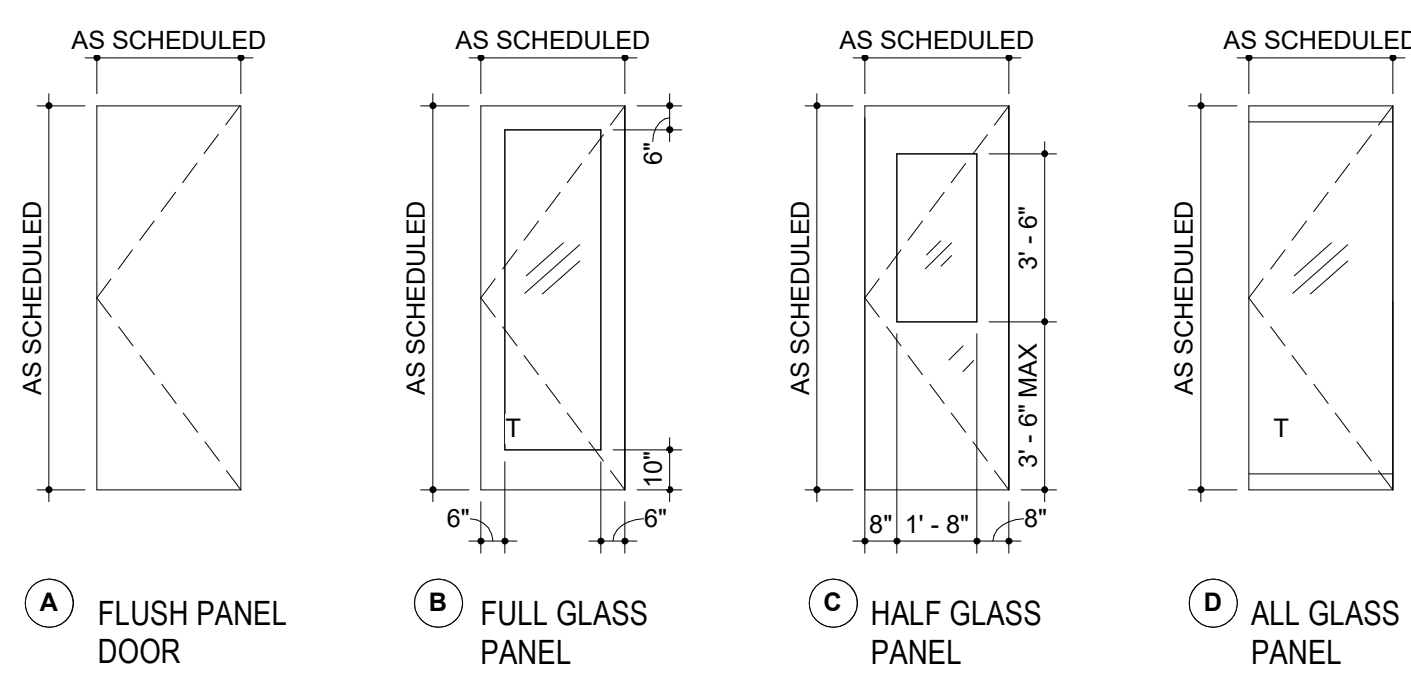
FRAME TYPES



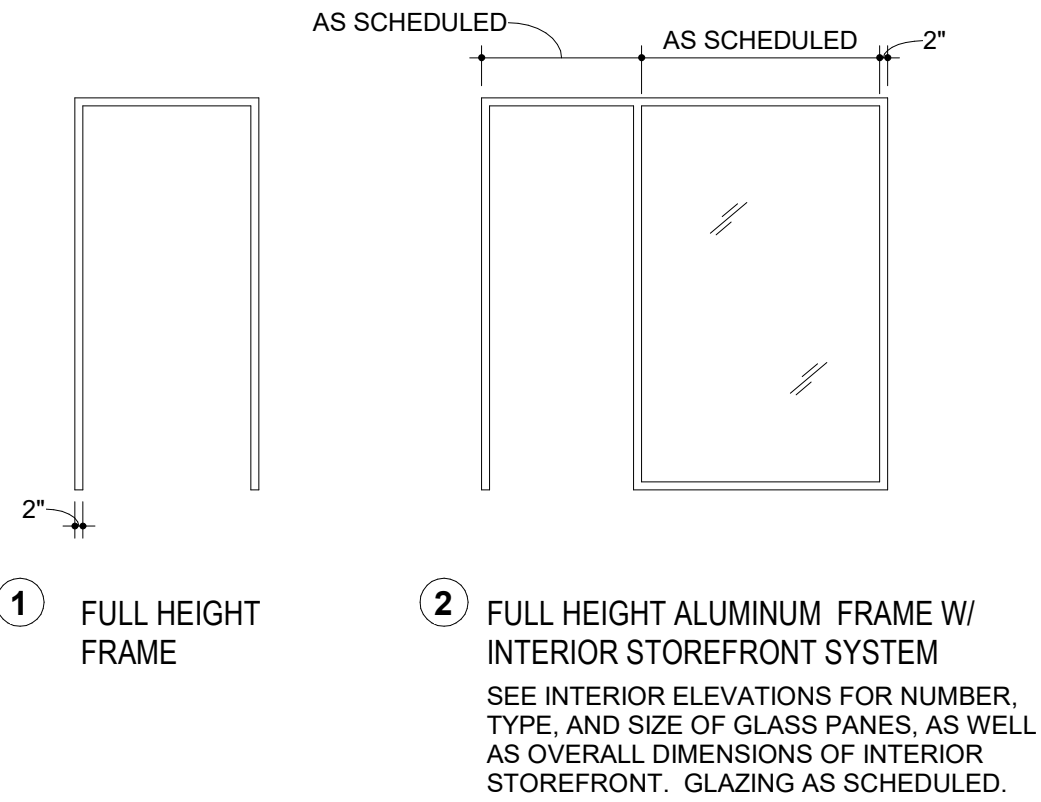
DOOR SCHEDULE

DOOR NO.	DOOR SIZE			DOOR			FRAME			DETAILS			FIRE RATING	HARDWARE	REMARKS
	W	H	T	TYPE	MATERIAL	FINISH	TYPE	MATERIAL	FINISH	HEAD	JAMB	SILL			
D203	4'-0"	8'-0"	2"	A	WOOD	STAINED	1	HM	PAIN						
D206	3'-0"	8'-0"	2"	B	AL / GLASS	FACTORY	2	ALUMINUM	FACTORY						
D207	3'-0"	8'-0"	2"	B	AL / GLASS	FACTORY	2	ALUMINUM	FACTORY						
D209	3'-0"	8'-0"	2"	A	WOOD	STAINED	1	HM	PAIN						
D210	3'-0"	8'-0"	2"	A	WOOD	STAINED	1	HM	PAIN						
D211	3'-0"	8'-0"	2"	A	WOOD	STAINED	1	HM	PAIN						
D212	3'-0"	8'-0"	2"	A	WOOD	STAINED	1	HM	PAIN						
D213	3'-0"	8'-0"	2"	A	WOOD	STAINED	1	HM	PAIN				45 MIN		
D214	3'-0"	8'-0"	2"	A	WOOD	STAINED	1	HM	PAIN						
D215	3'-0"	8'-0"	2"	A	WOOD	STAINED	1	HM	PAIN				90 MIN		
D216	3'-0"	8'-0"	2"	A	WOOD	STAINED	1	HM	PAIN						
D219	3'-6"	8'-0"	2"	B	AL / GLASS	FACTORY	2	ALUMINUM	FACTORY						
D222	3'-0"	8'-0"	2"	B	AL / GLASS	FACTORY	2	ALUMINUM	FACTORY						
D224	3'-0"	8'-0"	2"	B	AL / GLASS	FACTORY	2	ALUMINUM	FACTORY						
D225	3'-0"	8'-0"	2"	B	AL / GLASS	FACTORY	2	ALUMINUM	FACTORY						
D226	3'-0"	8'-0"	2"	B	AL / GLASS	FACTORY	2	ALUMINUM	FACTORY						
D227	3'-0"	8'-0"	2"	B	AL / GLASS	FACTORY	2	ALUMINUM	FACTORY						
D228	4'-0"	8'-0"	2"	A	WOOD	STAINED	1	HM	PAIN						
D230	3'-0"	8'-0"	2"	A	WOOD	STAINED	1	HM	PAIN						
D231	3'-0"	8'-0"	2"	A	WOOD	STAINED	1	HM	PAIN						
D232	3'-0"	8'-0"	2"	A	WOOD	STAINED	1	HM	PAIN						
D233	3'-0"	8'-0"	2"	A	WOOD	STAINED	1	HM	PAIN						
D234	3'-0"	8'-0"	2"	A	WOOD	STAINED	1	HM	PAIN						
D235B	3'-0"	8'-0"	2"	A	WOOD	STAINED	1	HM	PAIN						
D236A	3'-0"	8'-0"	2"	B	AL / GLASS	FACTORY	2	ALUMINUM	FACTORY						
D236B	3'-0"	8'-0"	2"	B	AL / GLASS	FACTORY	2	ALUMINUM	FACTORY						
D238	4'-0"	8'-0"	2"	A	WOOD	STAINED	1	HM	PAIN						
D239	3'-0"	8'-0"	2"	A	WOOD	STAINED	1	HM	PAIN						
D241	3'-0"	8'-0"	2"	B	AL / GLASS	FACTORY	2	ALUMINUM	FACTORY						
D242	3'-0"	8'-0"	2"	B	AL / GLASS	FACTORY	2	ALUMINUM	FACTORY						
D243	3'-0"	8'-0"	2"	B	AL / GLASS	FACTORY	2	ALUMINUM	FACTORY						
D244	3'-0"	8'-0"	2"	B	AL / GLASS	FACTORY	2	ALUMINUM	FACTORY						
D246	3'-0"	8'-0"	2"	B	AL / GLASS	FACTORY	2	ALUMINUM	FACTORY						
D247	3'-0"	8'-0"	2"	B	AL / GLASS	FACTORY	2	ALUMINUM	FACTORY						
D248	3'-0"	8'-0"	2"	B	AL / GLASS	FACTORY	2	ALUMINUM	FACTORY						
D249	3'-0"	8'-0"	2"	B	AL / GLASS	FACTORY	2	ALUMINUM	FACTORY						
D250	3'-0"	8'-0"	2"	B	AL / GLASS	FACTORY	2	ALUMINUM	FACTORY						
D251	3'-0"	8'-0"	2"	B	AL / GLASS	FACTORY	2	ALUMINUM	FACTORY						
D252	3'-0"	8'-0"	2"	B	AL / GLASS	FACTORY	2	ALUMINUM	FACTORY						
D253	3'-0"	8'-0"	2"	B	AL / GLASS	FACTORY	2	ALUMINUM	FACTORY						
D254	3'-0"	8'-0"	2"	B	AL / GLASS	FACTORY	2	ALUMINUM	FACTORY						
D255	3'-0"	8'-0"	2"	B	AL / GLASS	FACTORY	2	ALUMINUM	FACTORY						
D256	3'-0"	8'-0"	2"	A	WOOD	STAINED	1	HM	PAIN				45 MIN		
D257	3'-0"	8'-0"	2"	A	WOOD	STAINED	1	HM	PAIN						
D258	3'-0"	8'-0"	2"	A	WOOD	STAINED	1	HM	PAIN						
D259	3'-0"	8'-0"	2"	A	WOOD	STAINED	1	HM	PAIN						
D260	3'-0"	8'-0"	2"	A	WOOD	STAINED	1	HM	PAIN						
D261	3'-0"	8'-0"	2"	A	WOOD	STAINED	1	HM	PAIN						
D262	3'-0"	8'-0"	2"	A	WOOD	STAINED	1	HM	PAIN						
D264	3'-0"	8'-0"	2"	B	AL / GLASS	FACTORY	2	ALUMINUM	FACTORY						
D265	3'-0"	8'-0"	2"	B	AL / GLASS	FACTORY	2	ALUMINUM	FACTORY						
D266	3'-0"	8'-0"	2"	B	AL / GLASS	FACTORY	2	ALUMINUM	FACTORY						
D268	3'-0"	8'-0"	2"	B	AL / GLASS	FACTORY	2	ALUMINUM	FACTORY						
D269	3'-0"	8'-0"	2"	B	AL / GLASS	FACTORY	2	ALUMINUM	FACTORY						
D270	3'-0"	8'-0"	2"	B	AL / GLASS	FACTORY	2	ALUMINUM	FACTORY						
D272	3'-0"	8'-0"	2"	B	AL / GLASS	FACTORY	2	ALUMINUM	FACTORY						
D273	3'-0"	8'-0"	2"	B	AL / GLASS	FACTORY	2	ALUMINUM	FACTORY						
D274	3'-0"	8'-0"	2"	B	AL / GLASS	FACTORY	2	ALUMINUM	FACTORY						
D275	3'-0"	8'-0"	2"	B	AL / GLASS	FACTORY	2	ALUMINUM	FACTORY						
D276	3'-0"	8'-0"	2"	B	AL / GLASS	FACTORY	2	ALUMINUM	FACTORY						
D277	3'-0"	8'-0"	2"	B	AL / GLASS	FACTORY	2	ALUMINUM	FACTORY						
D278	3'-0"	8'-0"	2"	B	AL / GLASS	FACTORY	2	ALUMINUM	FACTORY						
D280	3'-0"	8'-0"	2"	B	AL / GLASS	FACTORY	2	ALUMINUM	FACTORY						
D281	3'-0"	8'-0"	2"	B	AL / GLASS	FACTORY	2	ALUMINUM	FACTORY						
D282	3'-0"	8'-0"	2"	B	AL / GLASS	FACTORY	2	ALUMINUM	FACTORY						
D283	6'-0"	8'-0"	2"	B	AL / GLASS	FACTORY	2	ALUMINUM	FACTORY						
D295	3'-0"	8'-0"	2"	B	AL / GLASS	FACTORY	2	ALUMINUM	FACTORY						
D296	3'-0"	8'-0"	2"	B	AL / GLASS	FACTORY	2	ALUMINUM	FACTORY						
D299	3'-9"	8'-0"	2"	B											
D301	6'-0"	8'-0"	2"	A	HM	PAIN		HM	PAIN						
D302	3'-0"	8'-0"	2"	A	HM	PAIN	1	HM	PAIN						
D303	6'-0"	8'-0"	2"	A	HM	PAIN	1	HM	PAIN						
D304	3'-0"	8'-0"	2"	A	HM	PAIN	1	HM	PAIN						
D400	6'-0"	7'-0"	2"	A	HM	PAIN	1	HM	PAIN						

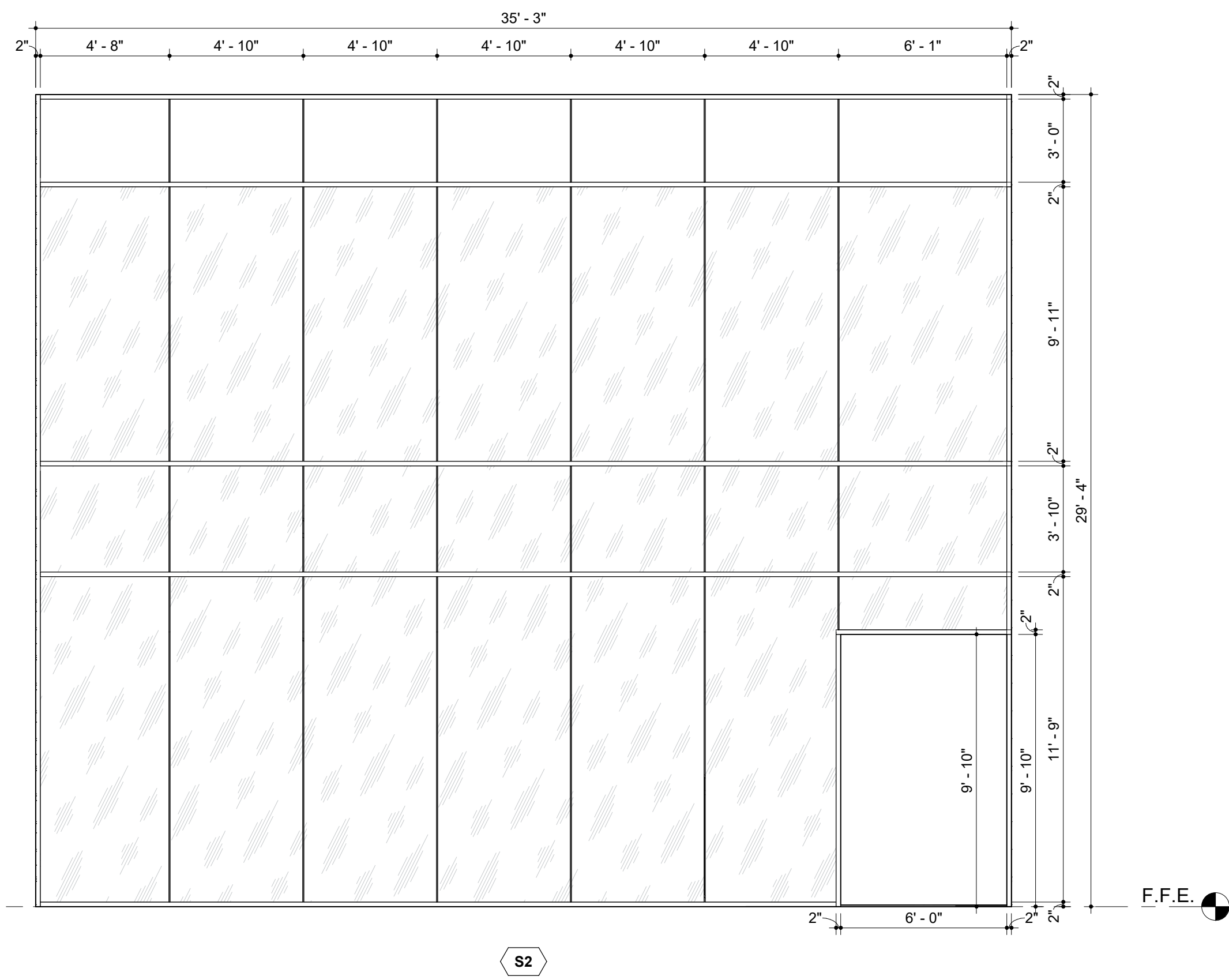
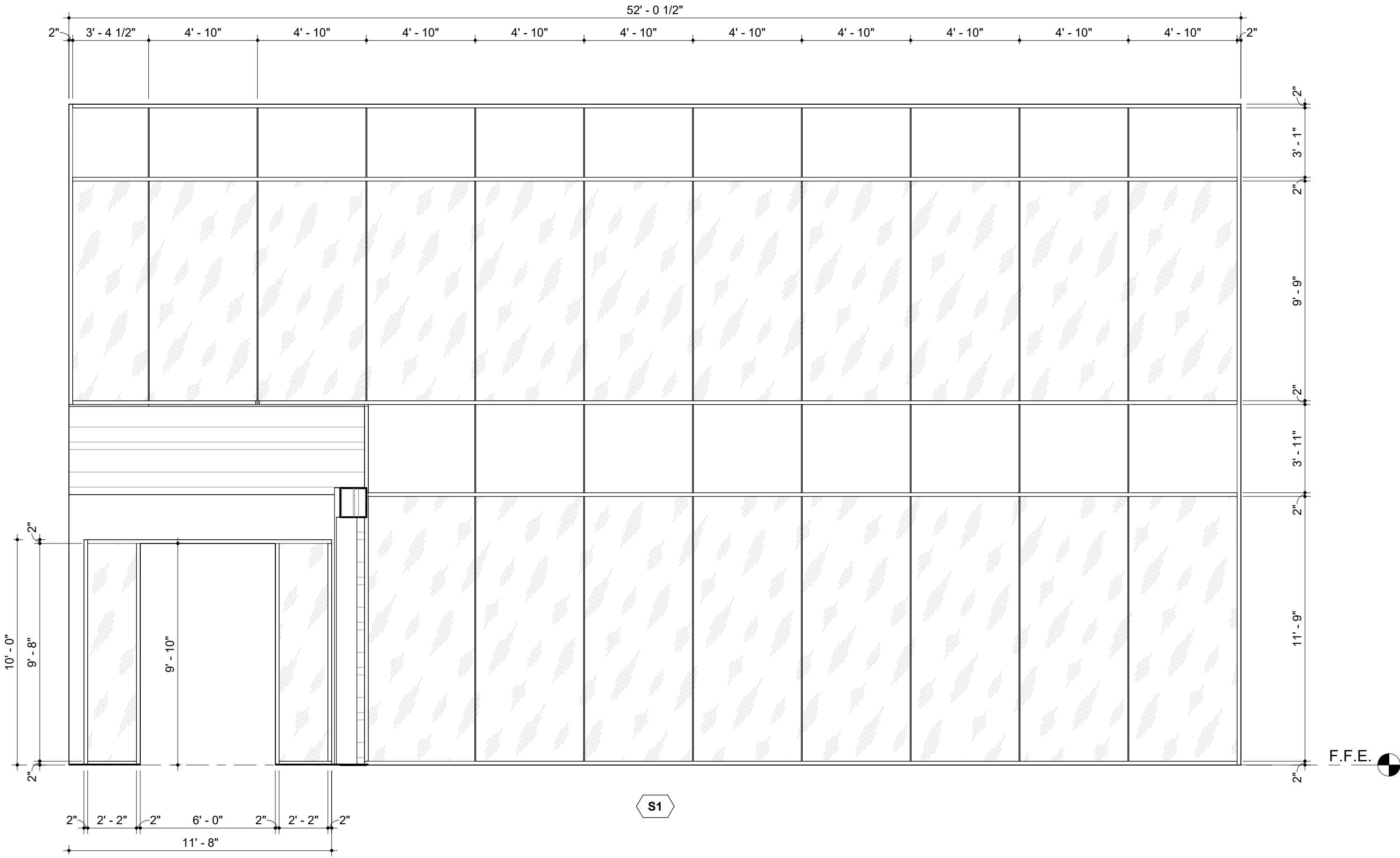
DOOR TYPES



FRAME TYPES

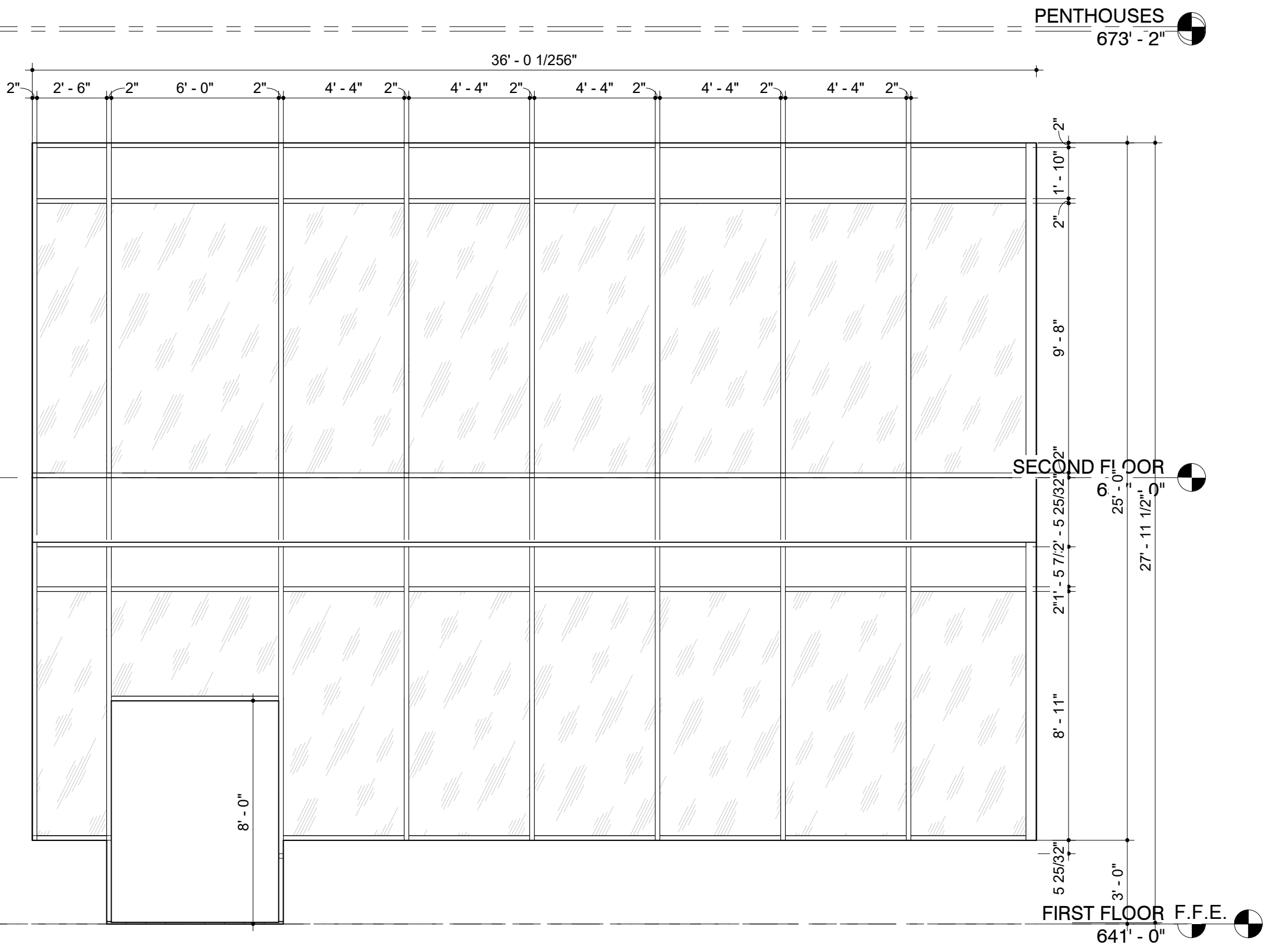


WINDOW TYPES



GLAZING LEGEND

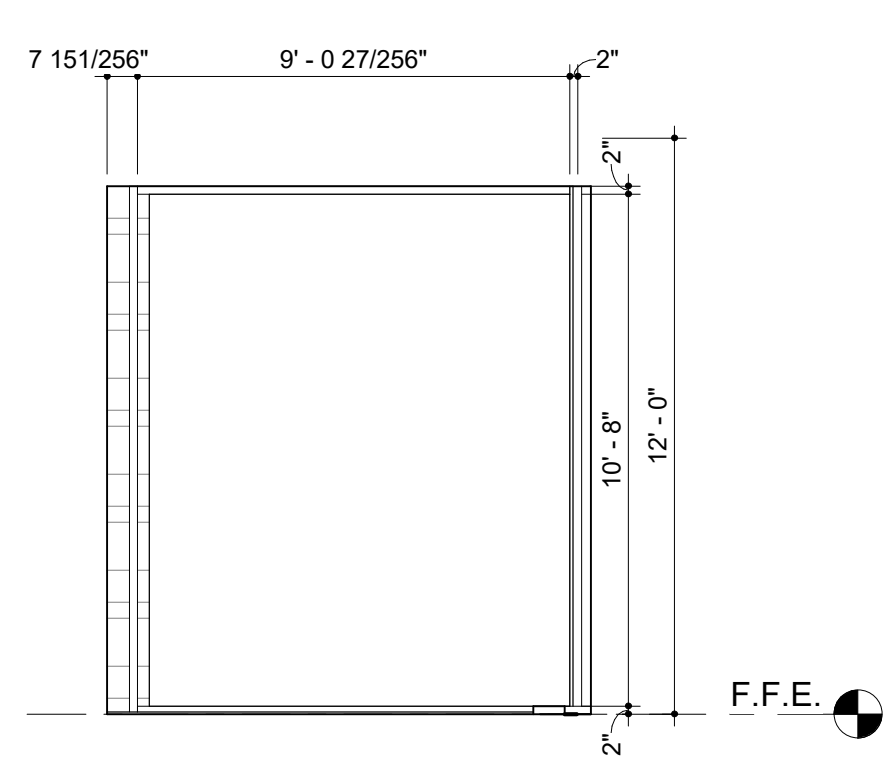
NAME	DESCRIPTION
GLZ 1	CLEAR GLASS
GLZ 2	CLEAR TEMPERED GLASS
GLZ 3	TINTED GLASS
GLZ 4	TINTED TEMPERED GLASS
GLZ 5	ENTRY RESISTIVE GLASS
GLZ 6	OPAQUE SPANDREL GLASS
GLZ 7	TRANSLUCENT PANEL SYSTEM
GLZ 8	FROSTED GLASS
GLZ 9	FROSTED TEMPERED GLASS



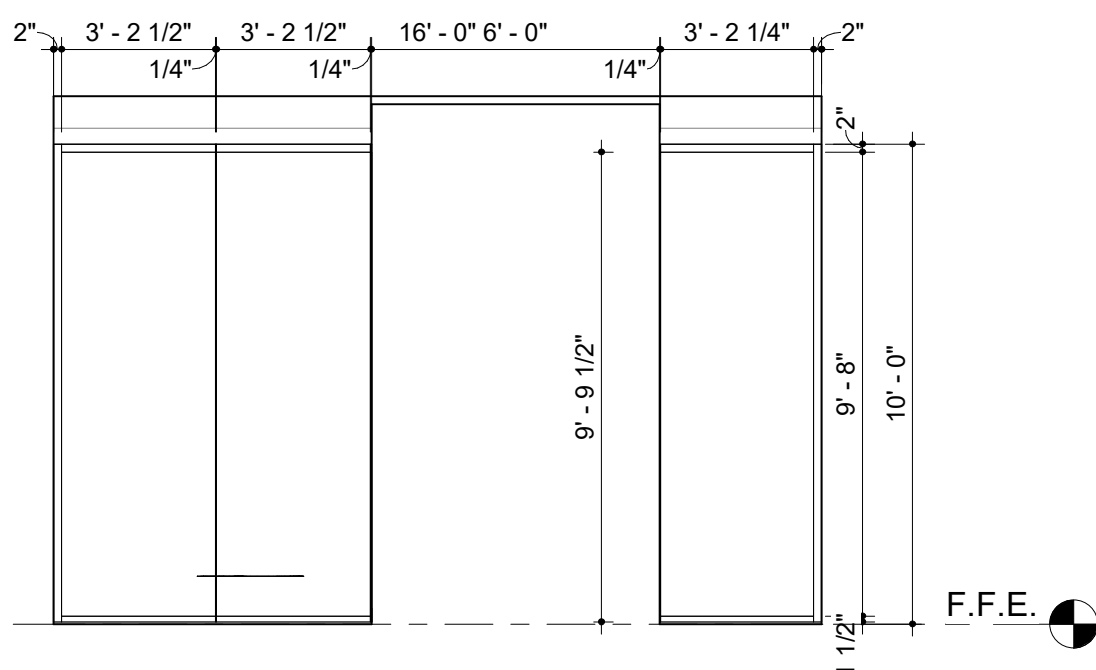
WINDOW TYPES

GLAZING LEGEND

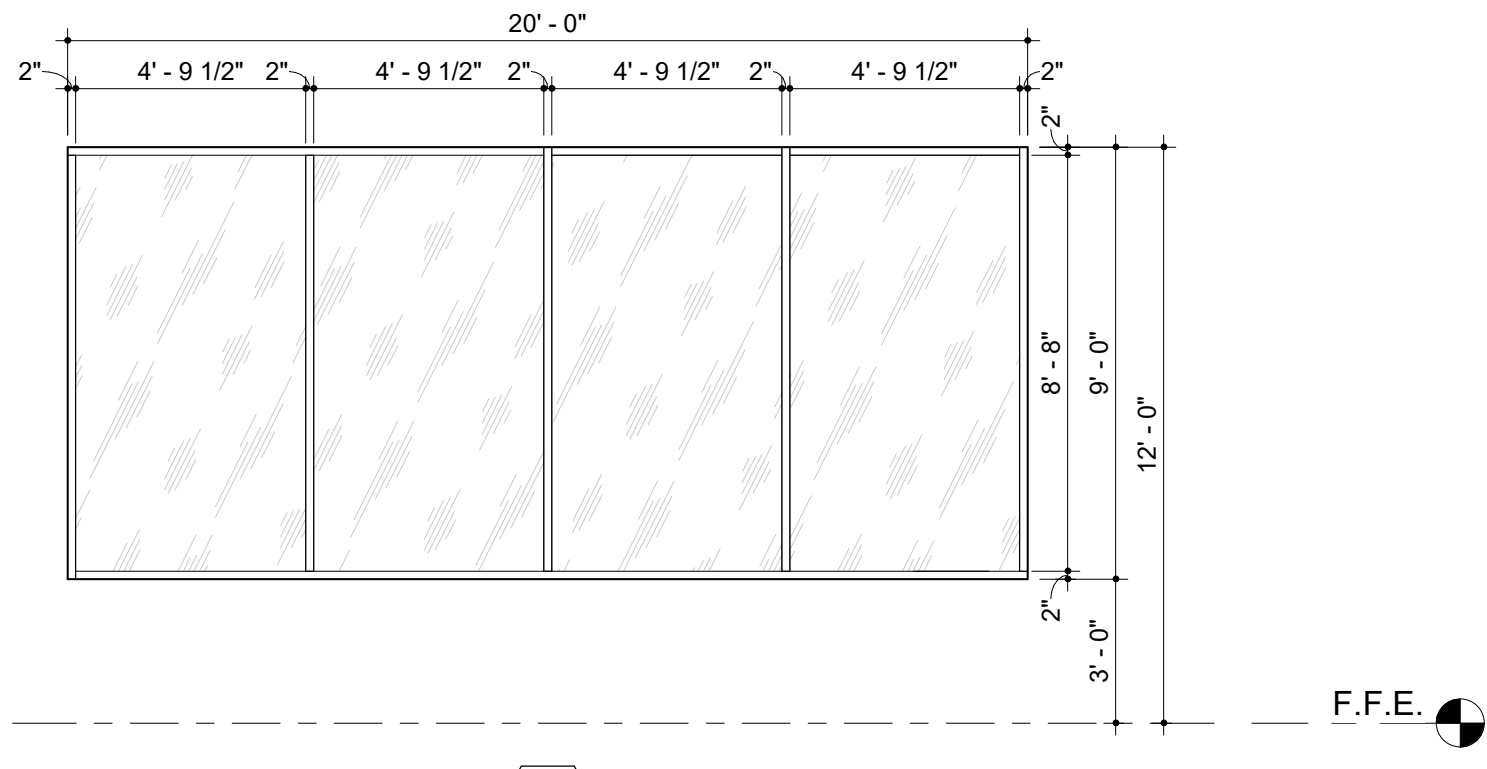
NAME	DESCRIPTION
GLZ 1	CLEAR GLASS
GLZ 2	CLEAR TEMPERED GLASS
GLZ 3	TINTED GLASS
GLZ 4	TINTED TEMPERED GLASS
GLZ 5	ENTRY RESISTIVE GLASS
GLZ 6	OPAQUE SPANDREL GLASS
GLZ 7	TRANSLUCENT PANEL SYSTEM
GLZ 8	FROSTED GLASS
GLZ 9	FROSTED TEMPERED GLASS



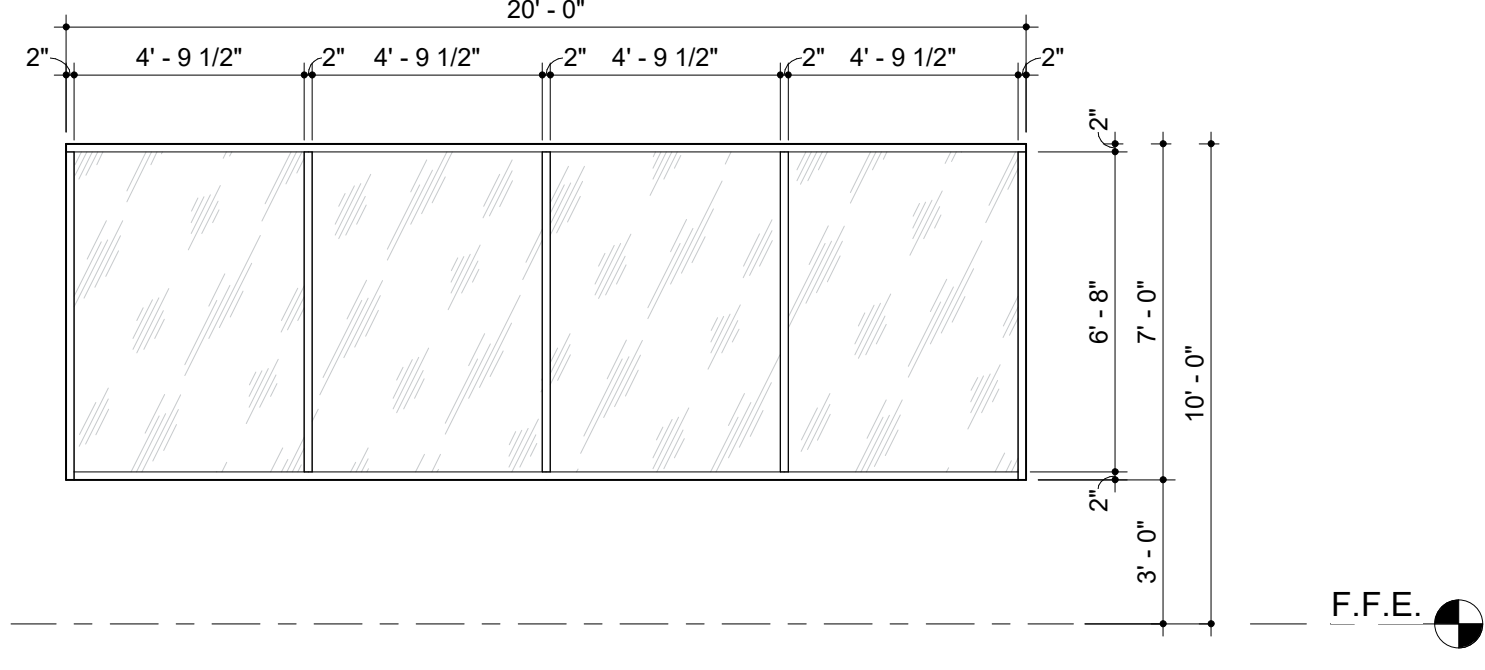
W1



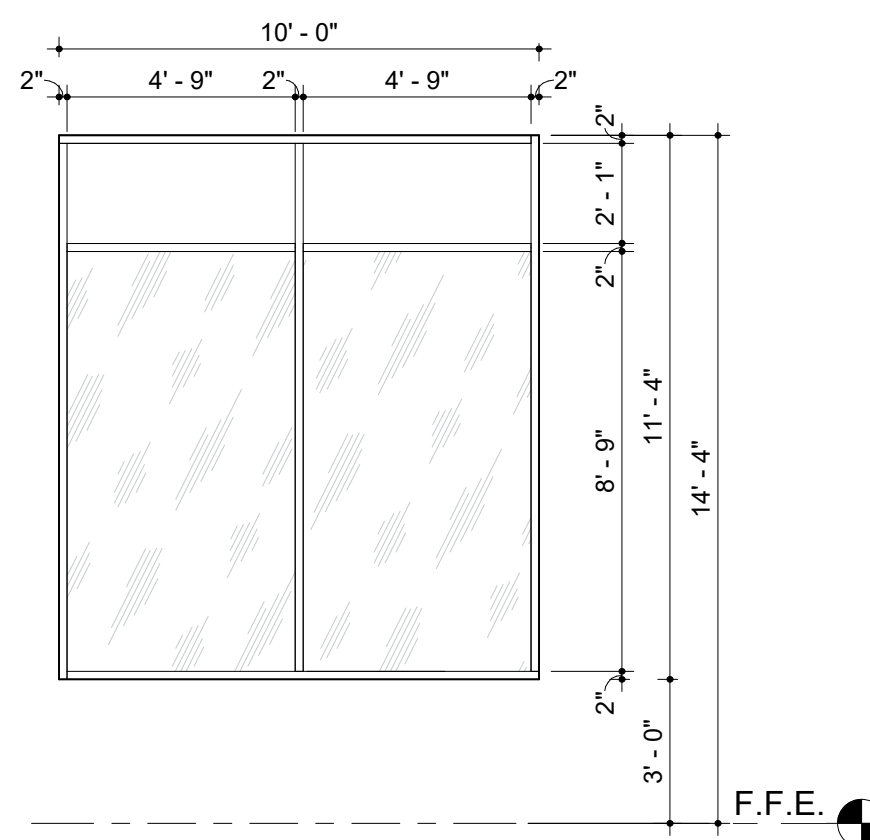
W2



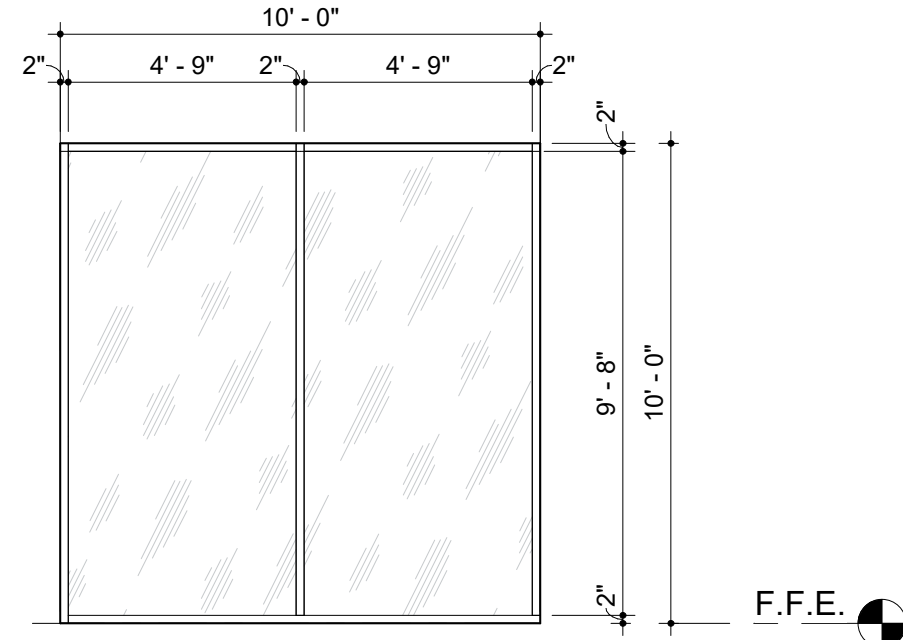
W3A



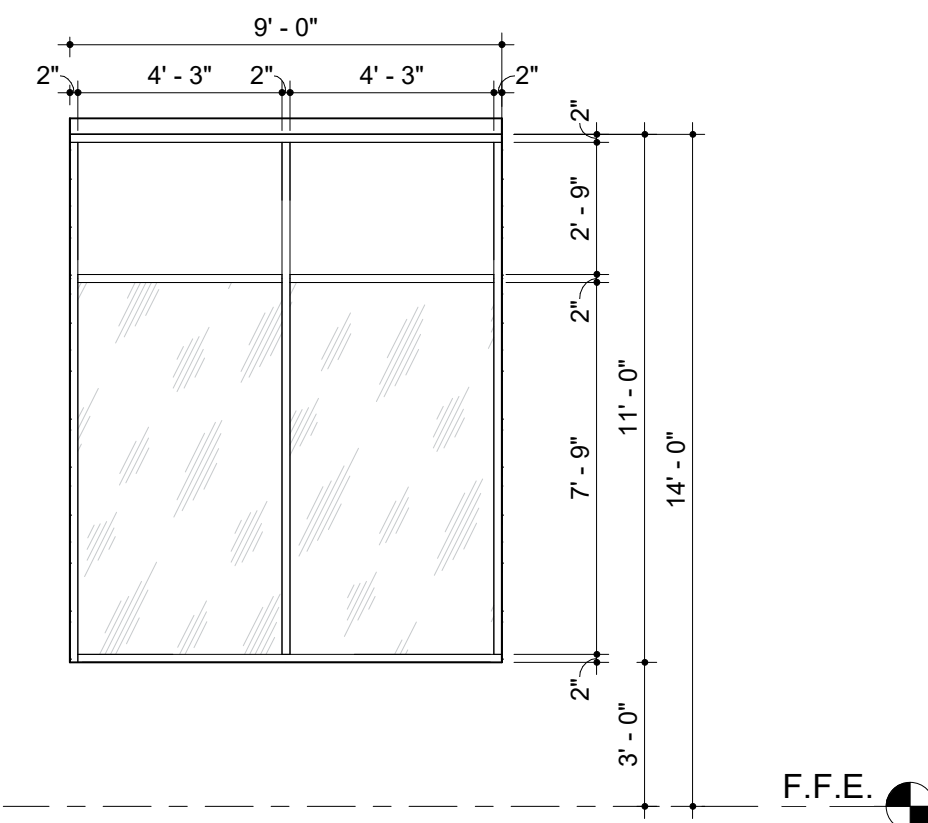
W3B



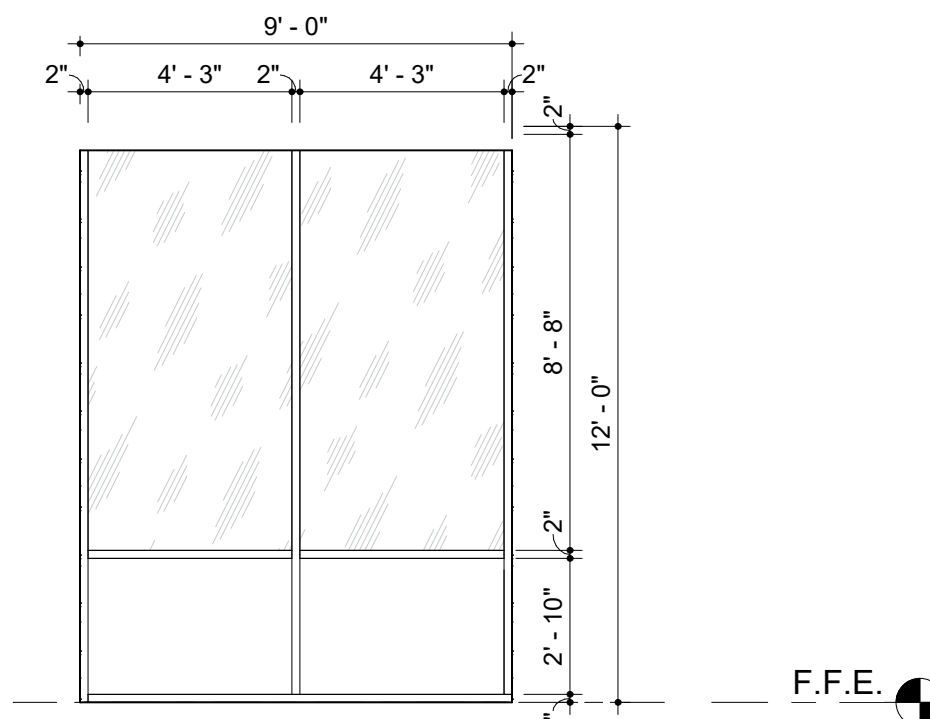
W4A



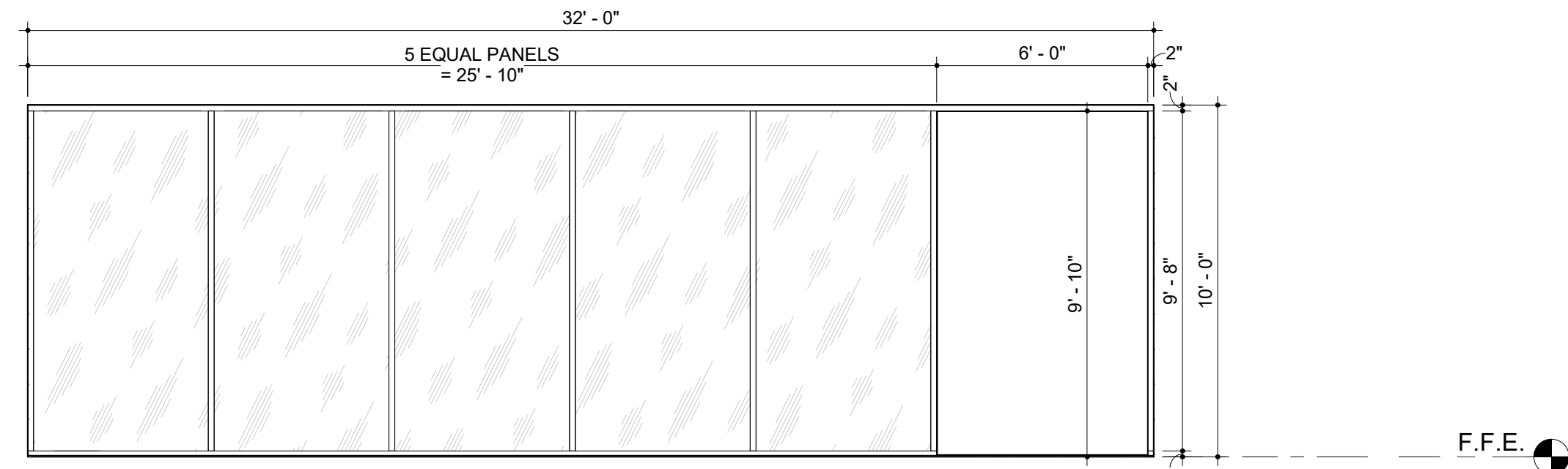
W4B



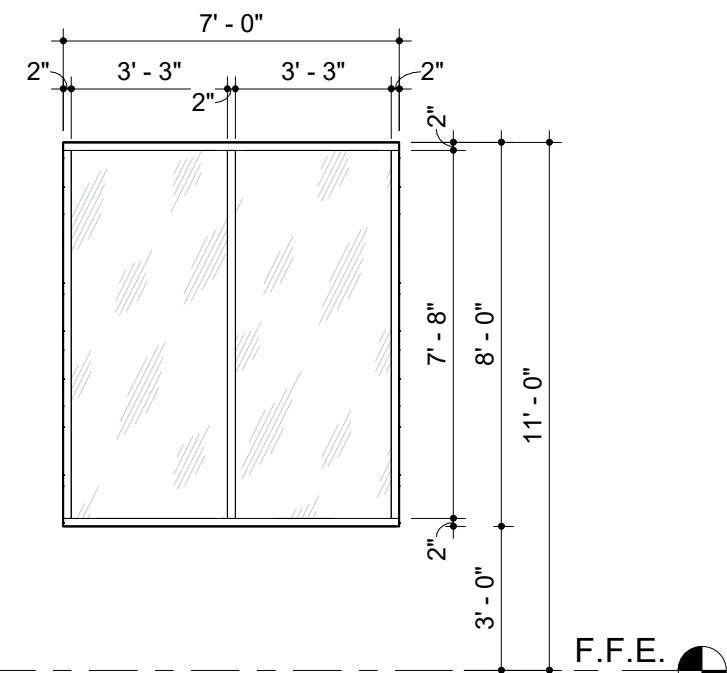
W5A



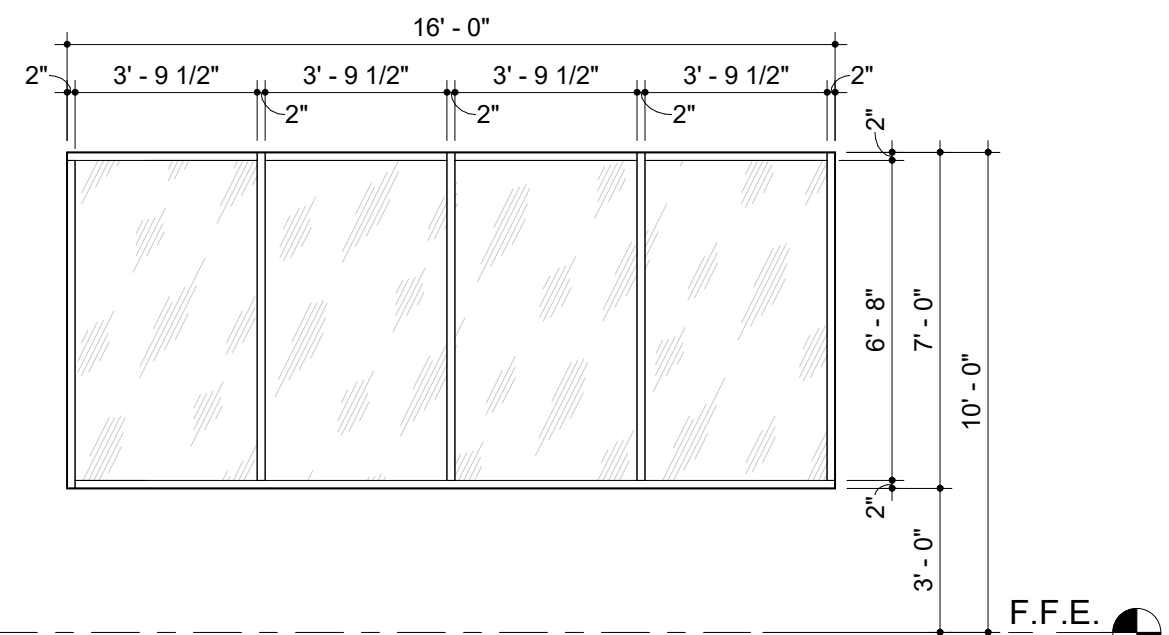
W5B



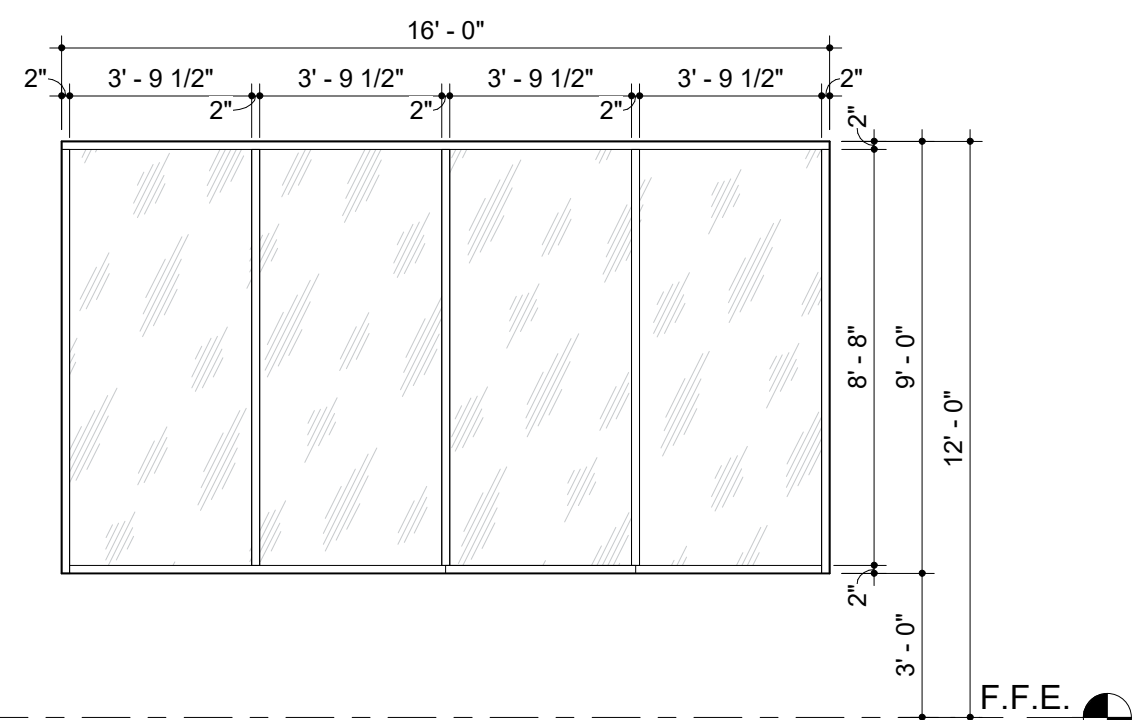
W6



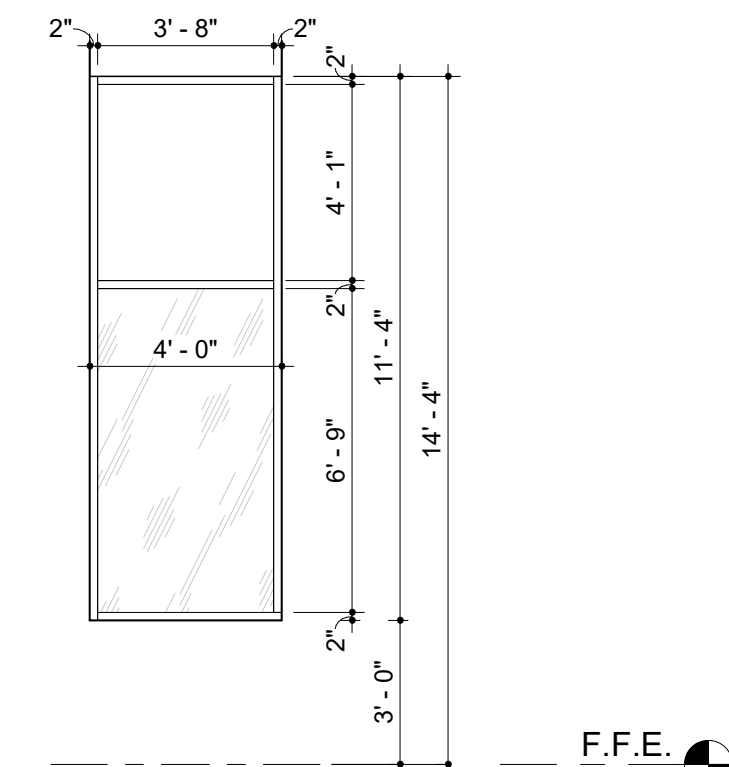
W7



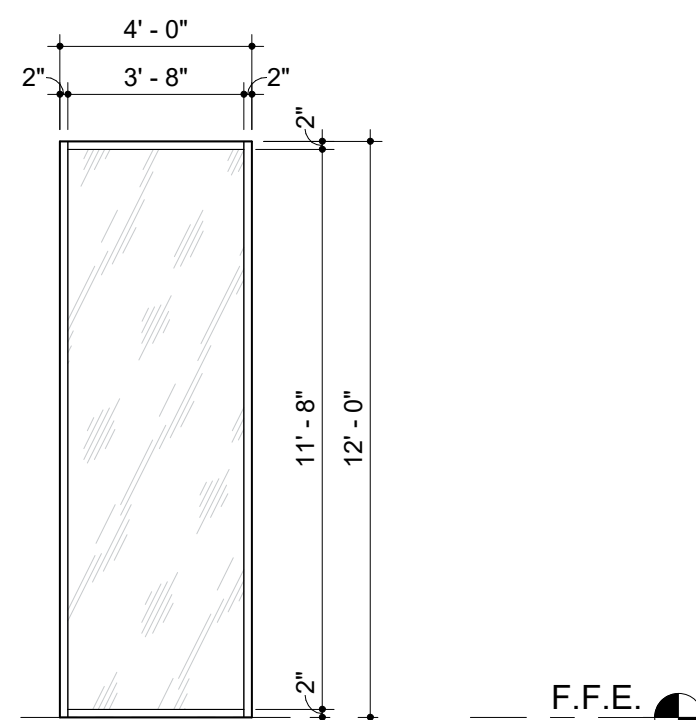
W8A



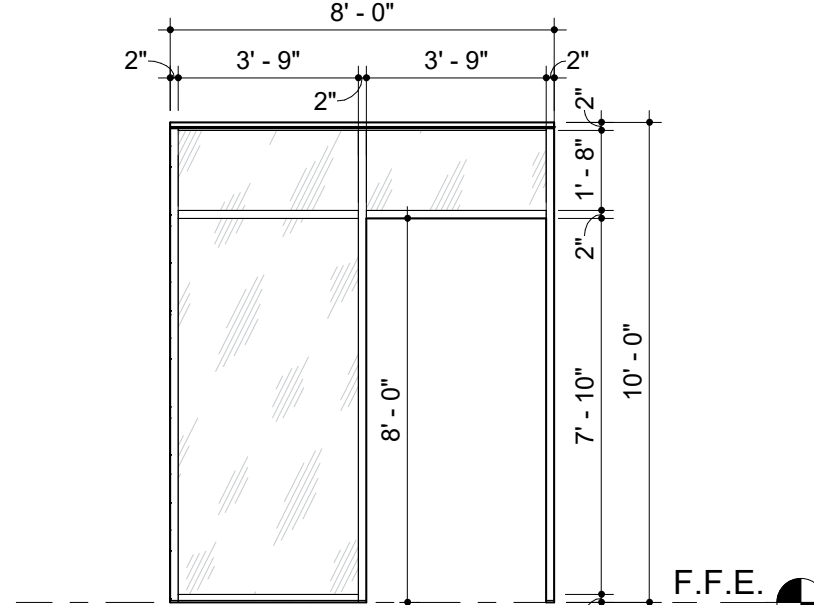
W8B



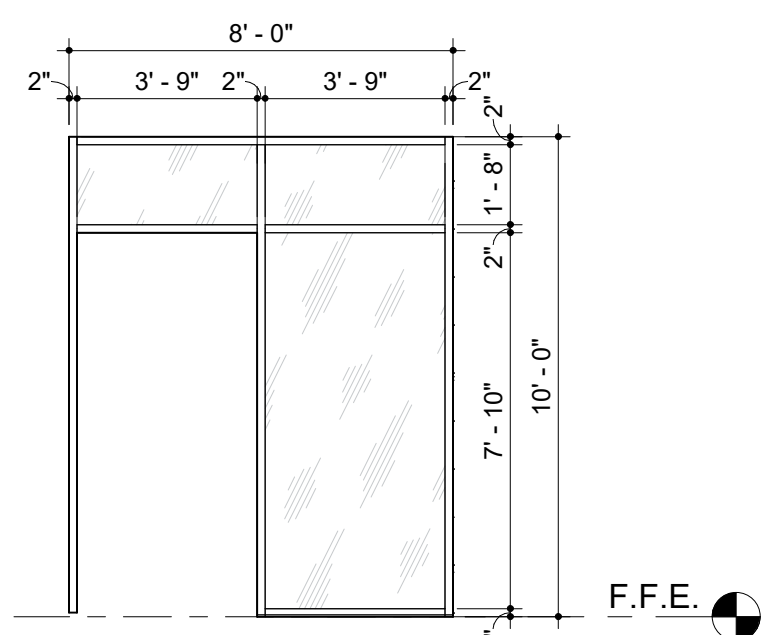
W9A



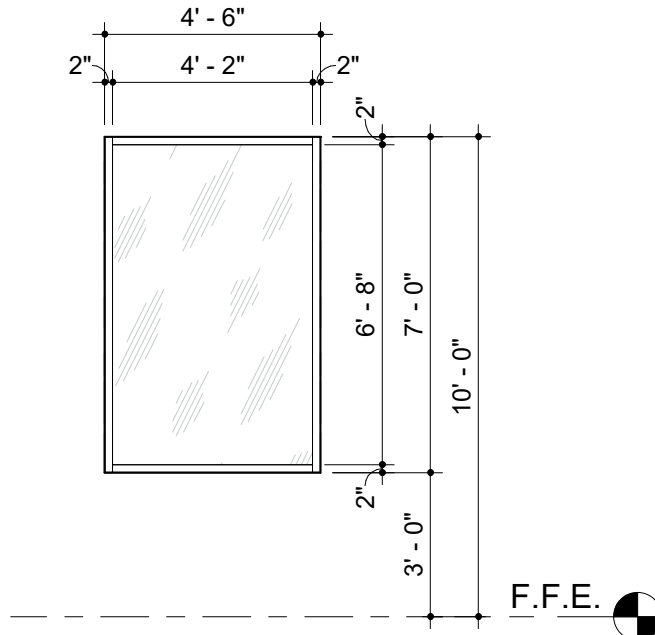
W9B



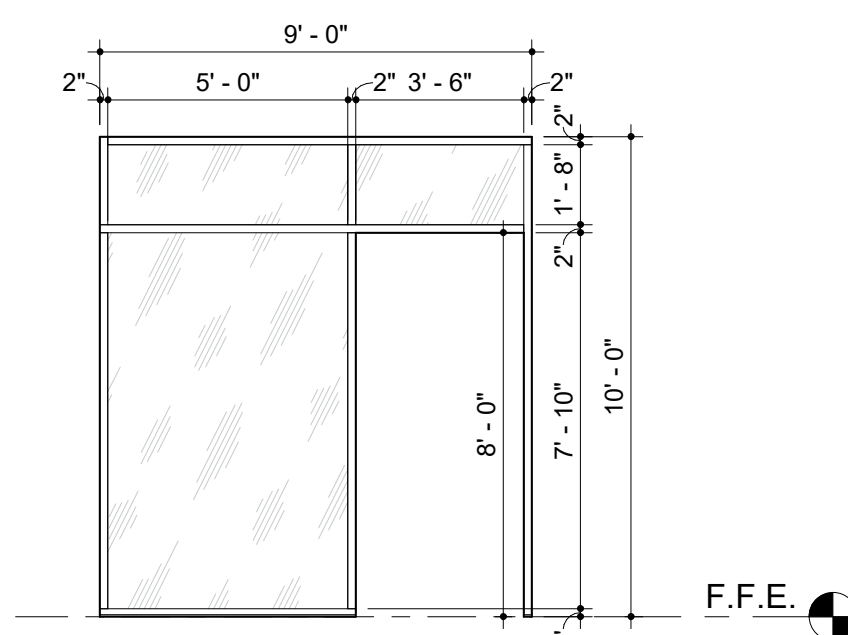
W10



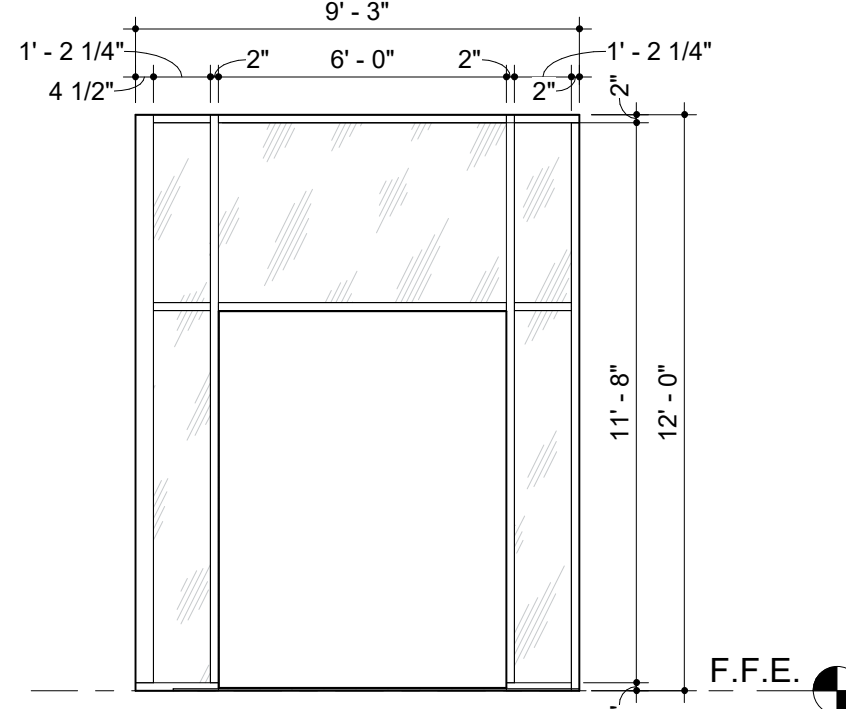
W11



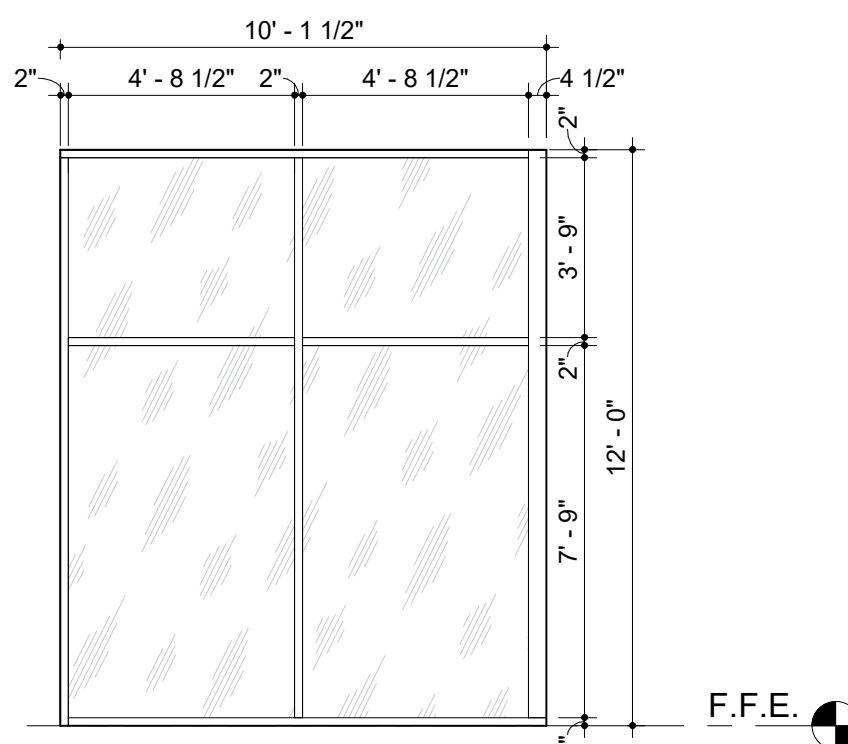
W12



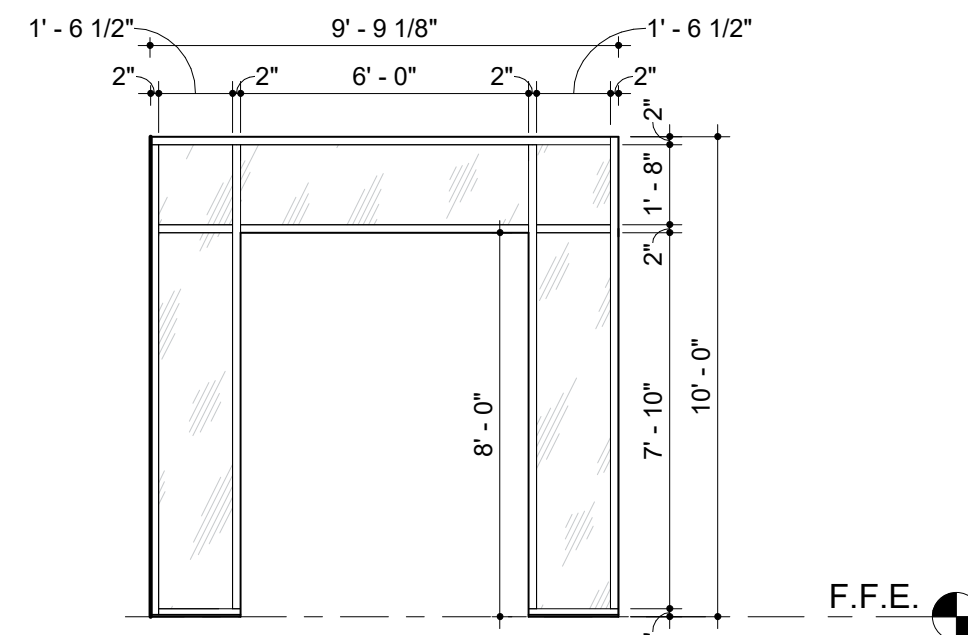
W13



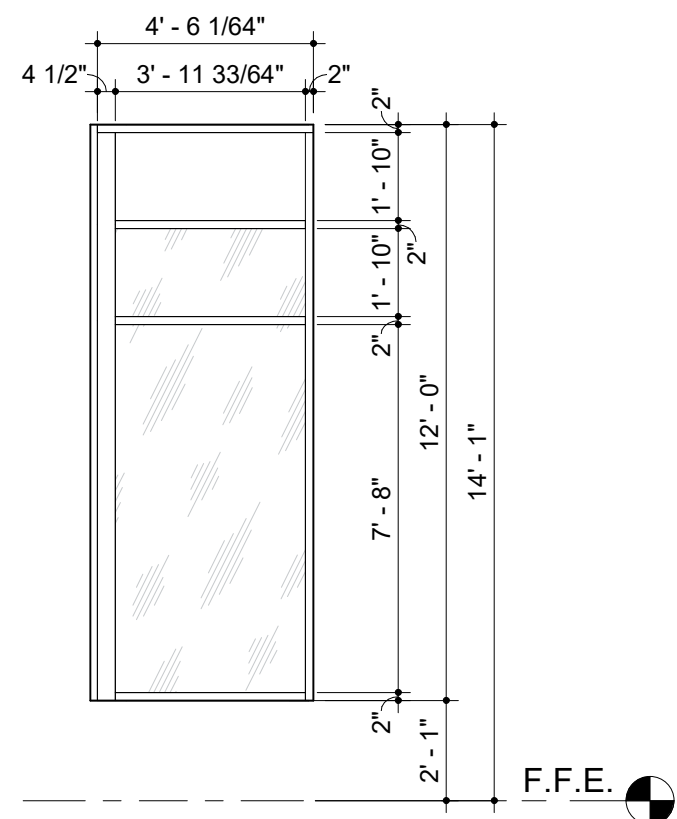
W14



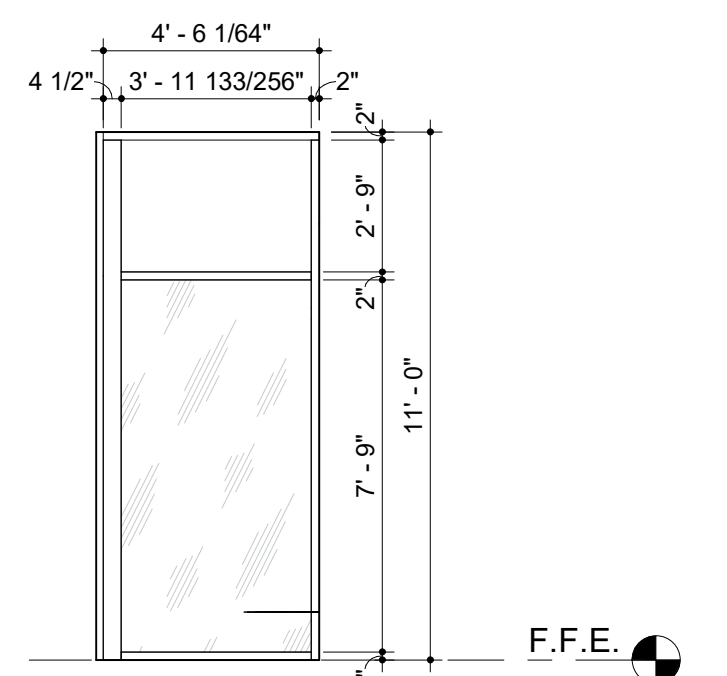
W15



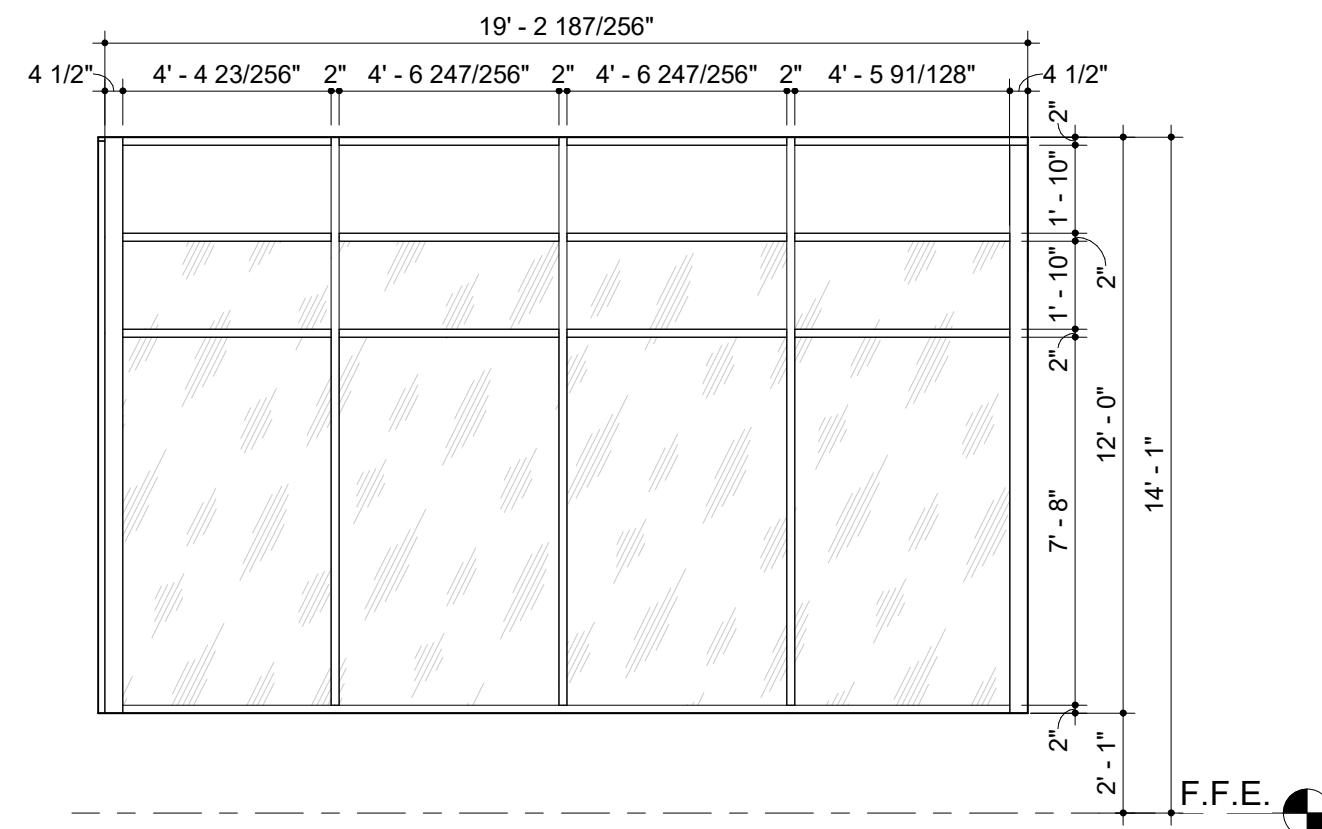
W16



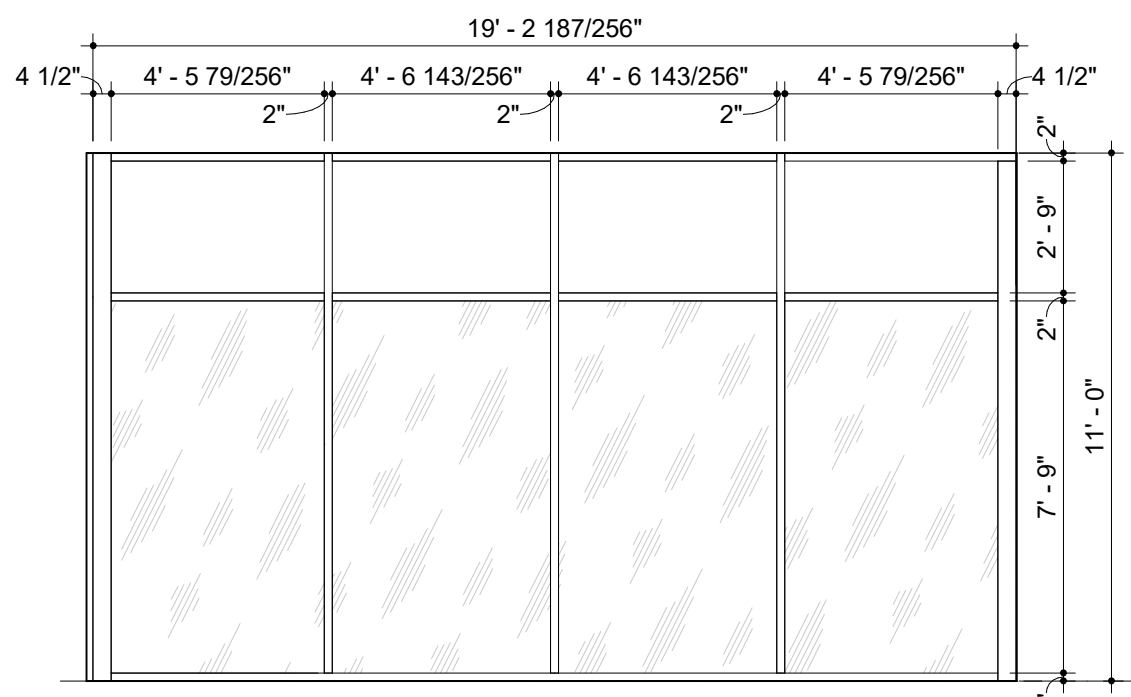
W17A



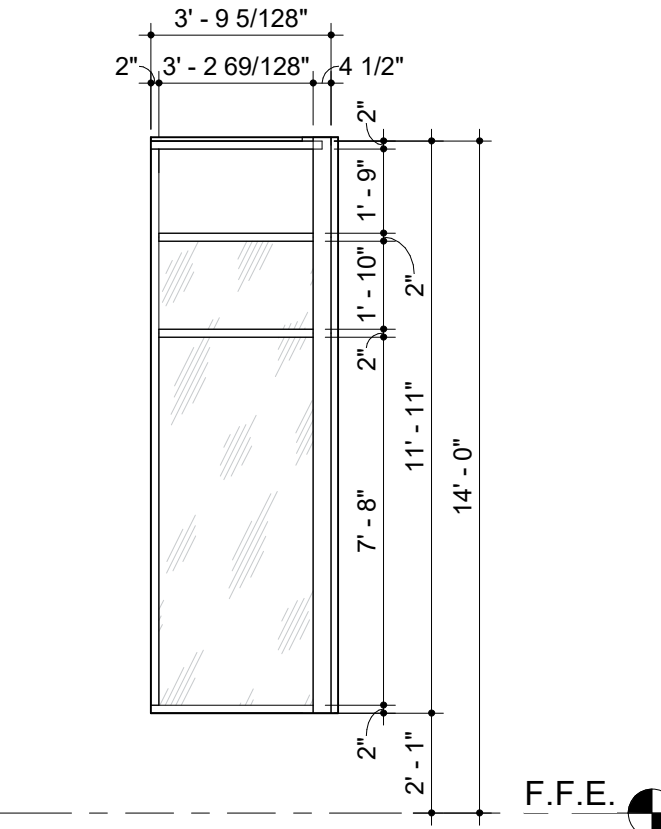
W17B



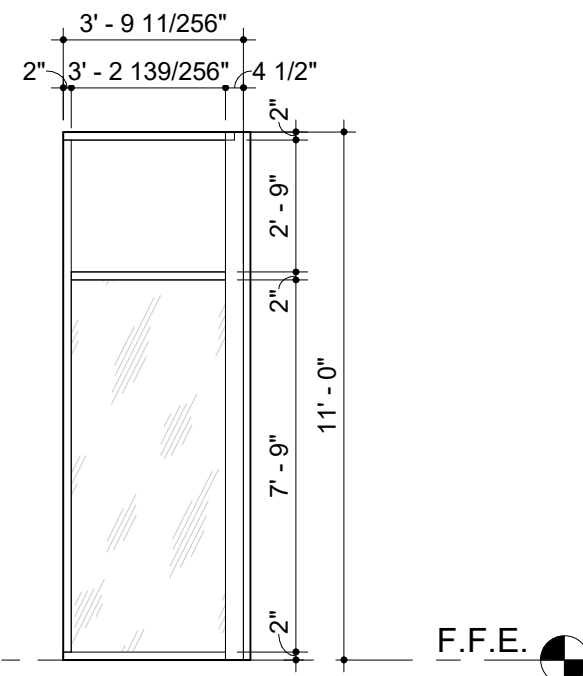
W18A



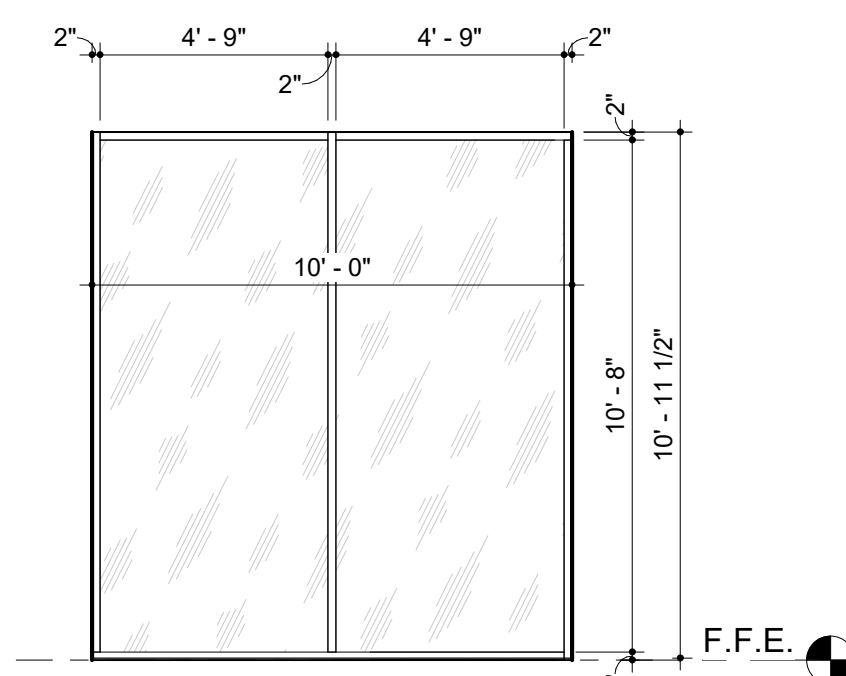
W18B



W19A



W19B



W20A

WINDOW TYPES

GLAZING LEGEND

NAME	DESCRIPTION
GLZ 1	CLEAR GLASS
GLZ 2	CLEAR TEMPERED GLASS
GLZ 3	TINTED GLASS
GLZ 4	TINTED TEMPERED GLASS
GLZ 5	ENTRY RESISTIVE GLASS
GLZ 6	OPAQUE SPANDREL GLASS
GLZ 7	TRANSLUCENT PANEL SYSTEM
GLZ 8	FROSTED GLASS
GLZ 9	FROSTED TEMPERED GLASS

Project No. 22068A

Registered Architect
Edith Hund
19339

PRELIMINARY
This design document is
incomplete and may not be
used for regulatory approval,
permitting, or construction.

Date 2024-07-26

San Antonio River Authority

SARA Sheridan Campus

201 W Sheridan St

San Antonio, TX

78204

revision date

LAKE FLATO

RVK
ARCHITECTURE

2002 N. Saint Mary's St.
San Antonio Texas 78212
Office: 210.733.3535
web: www.rvkarchitecture.com

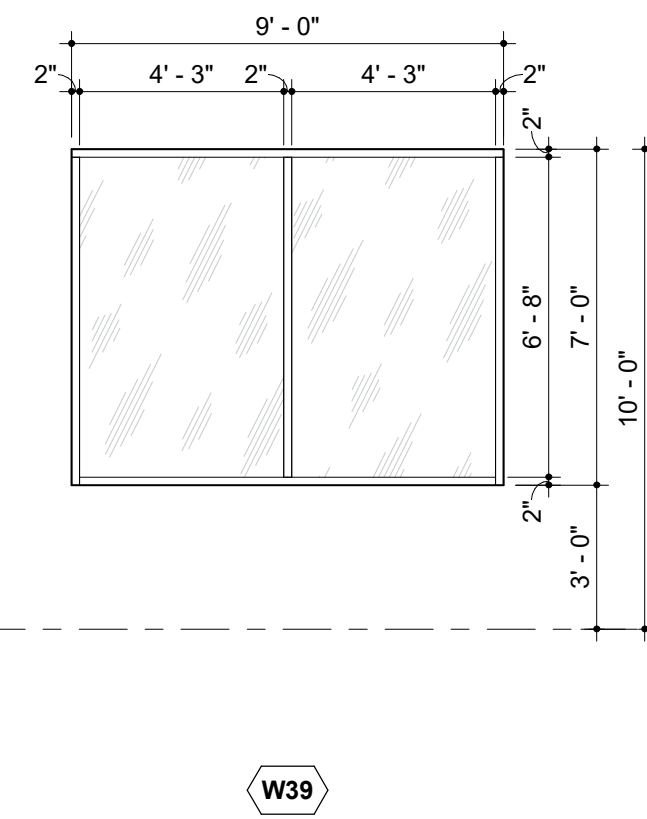
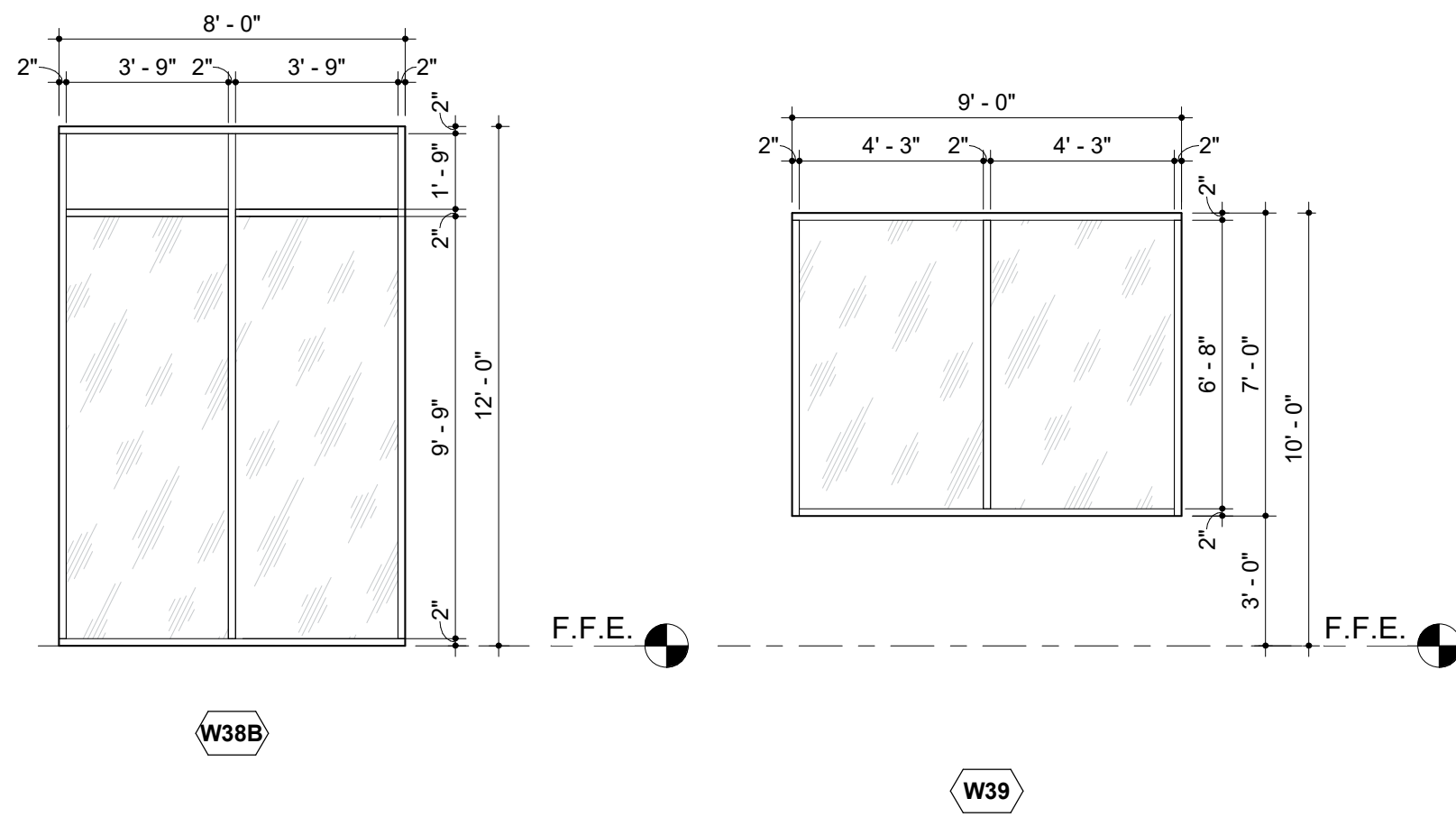
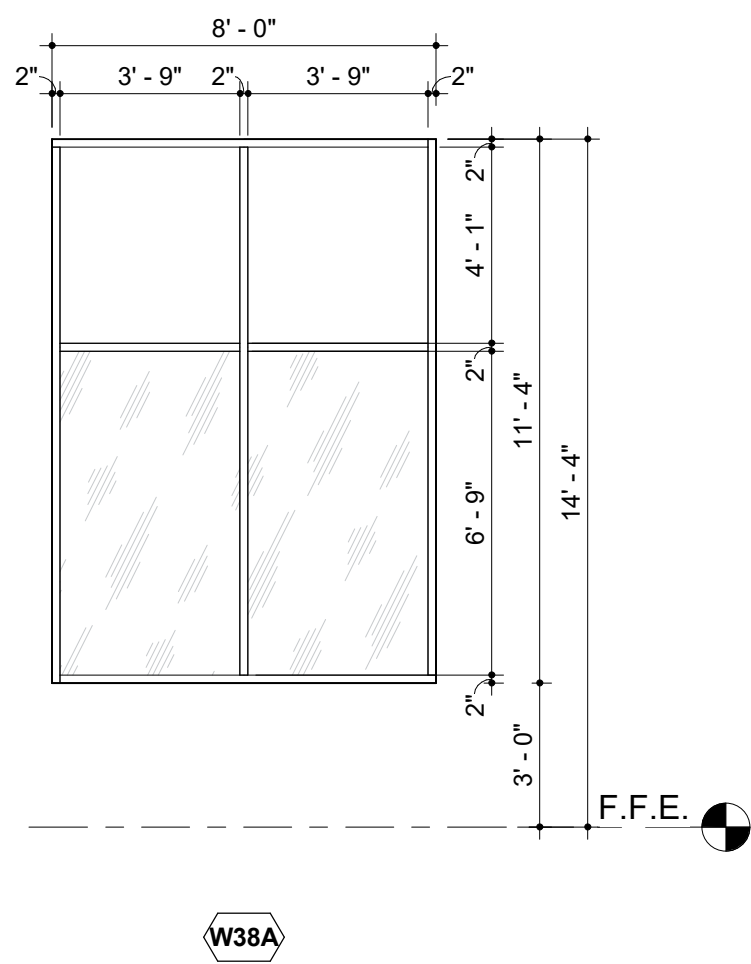
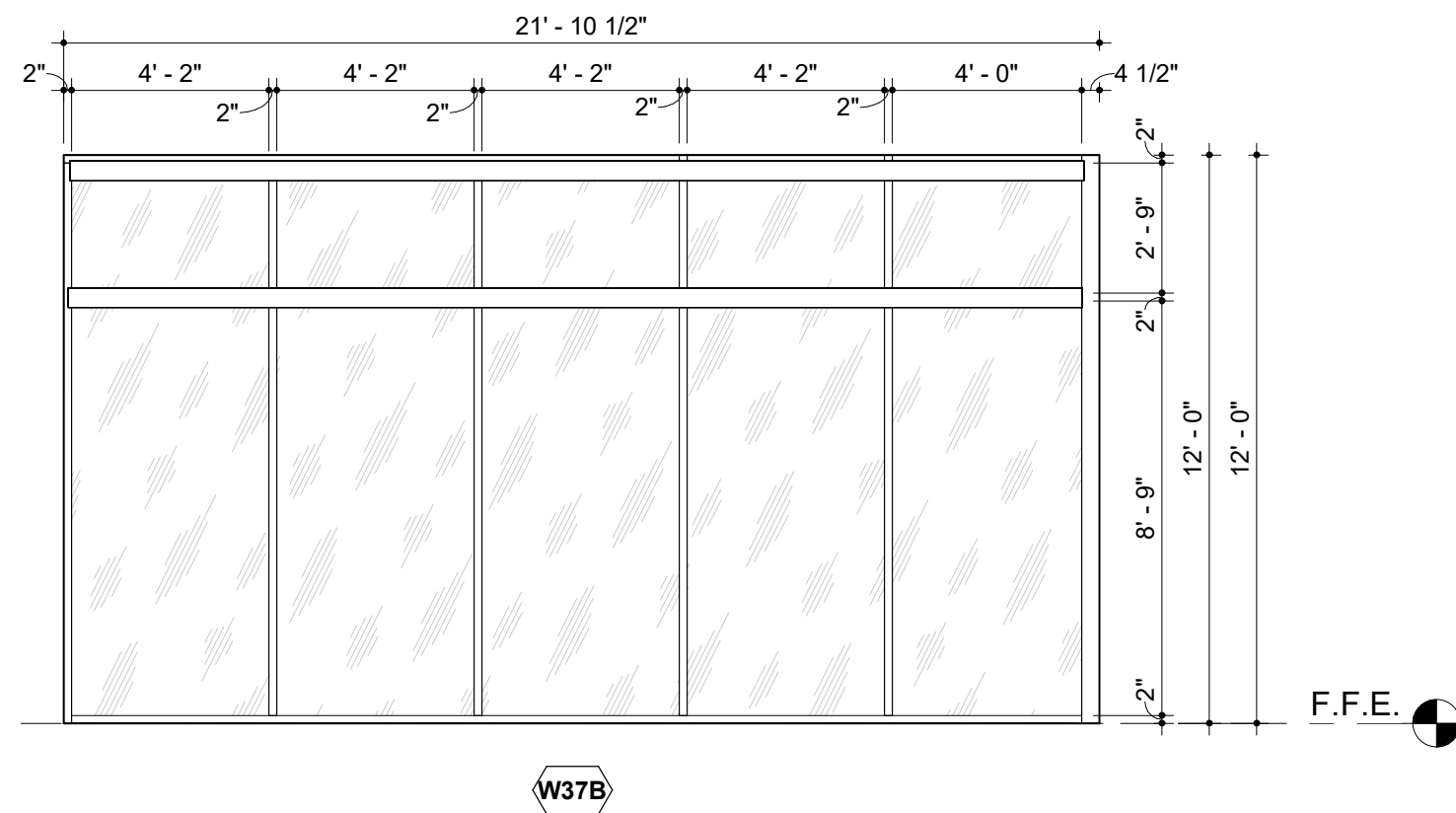
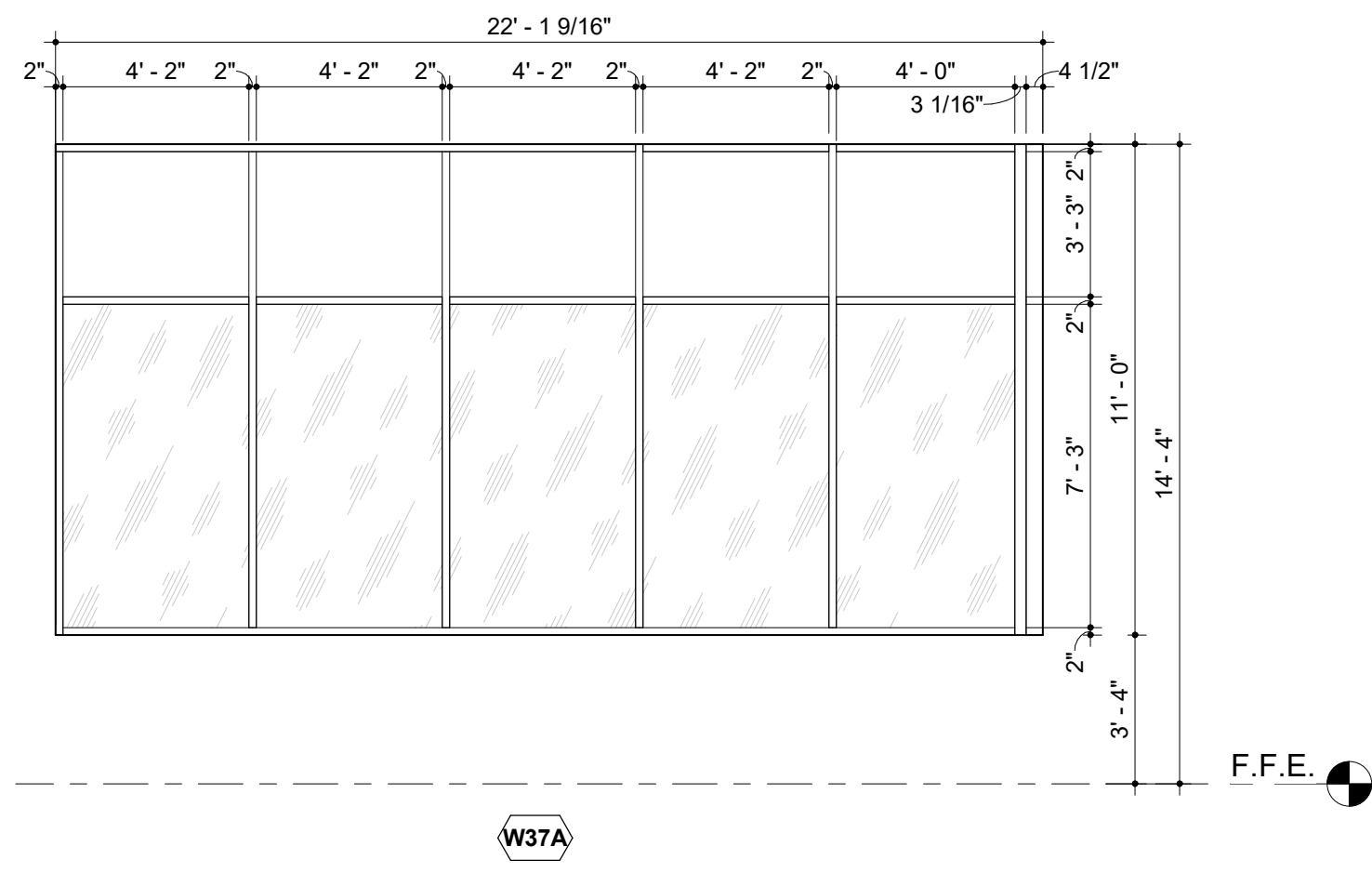
30%
CONSTRUCTION
DOCUMENTS

A-623

WINDOW SCHEDULES &
DETAILS

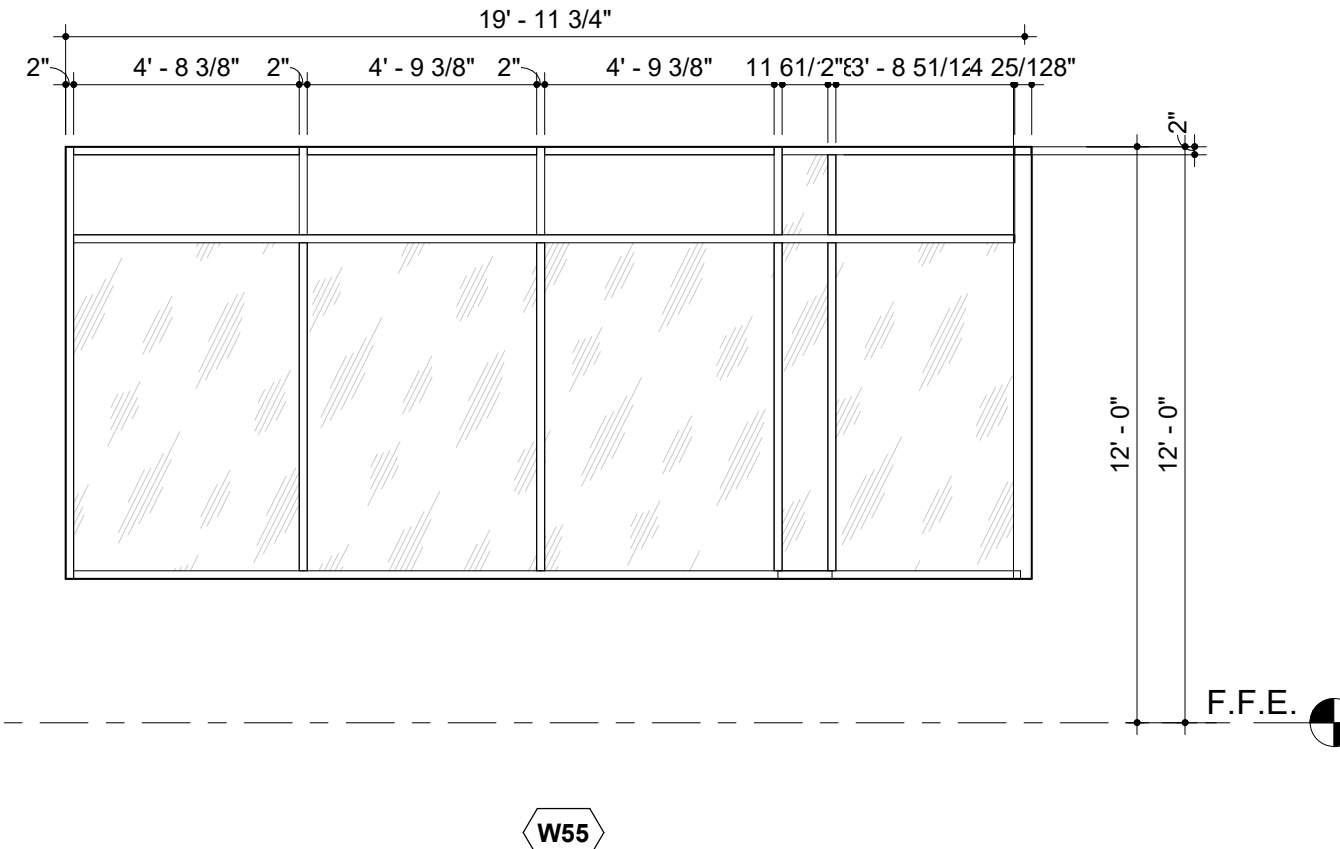
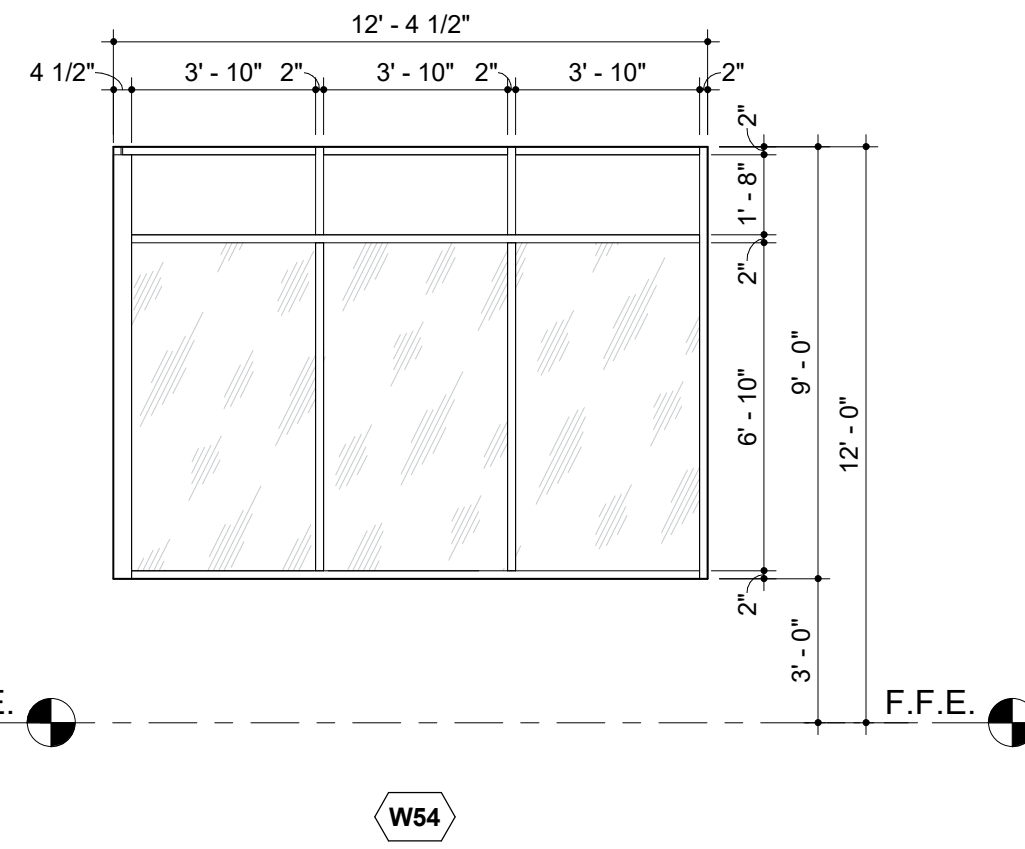
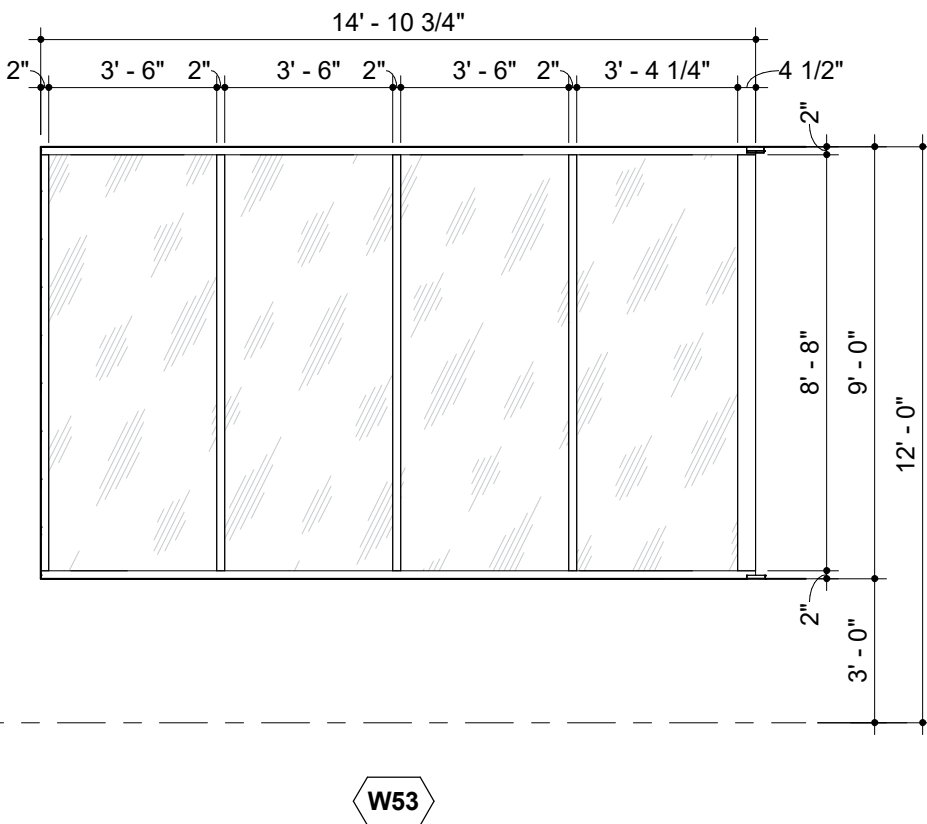
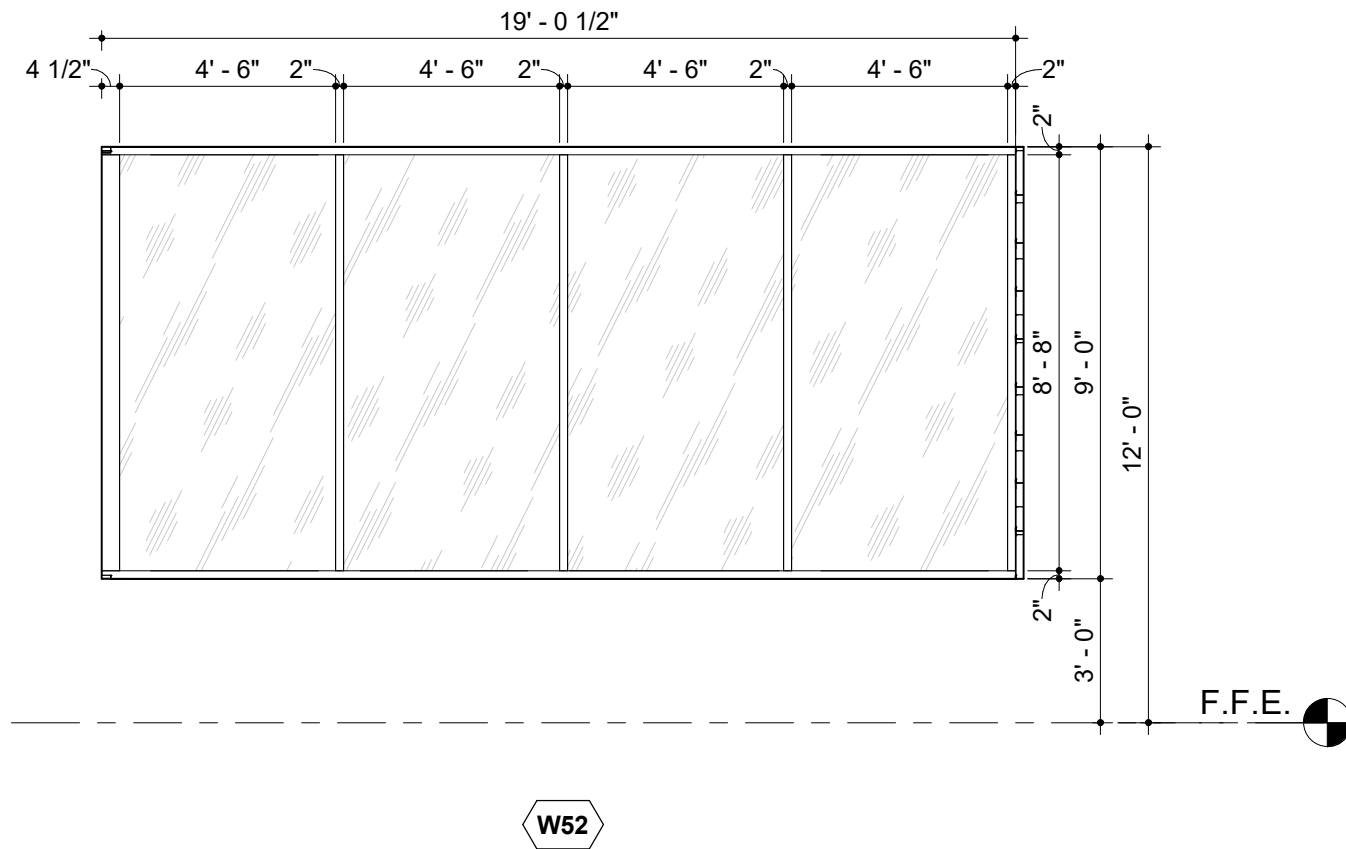
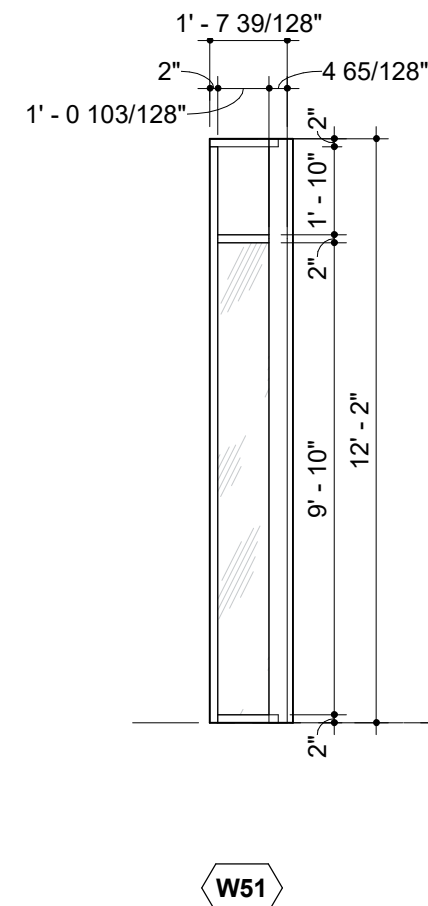
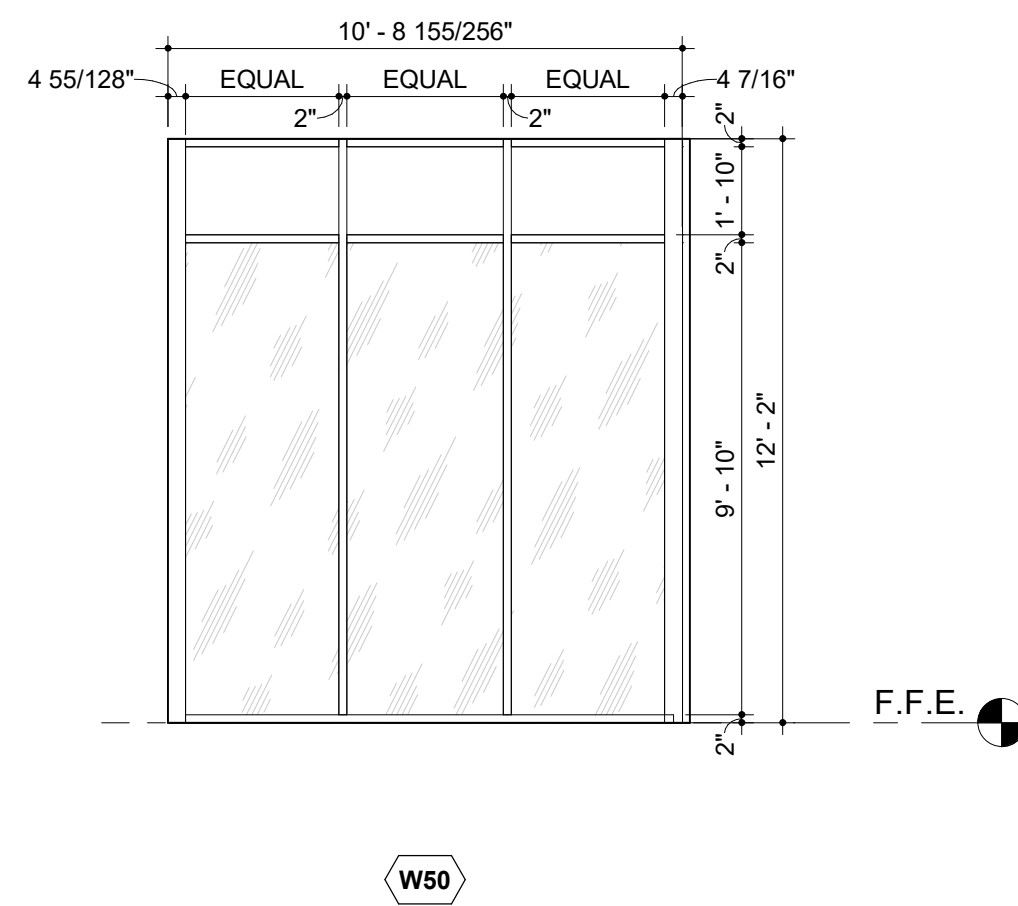
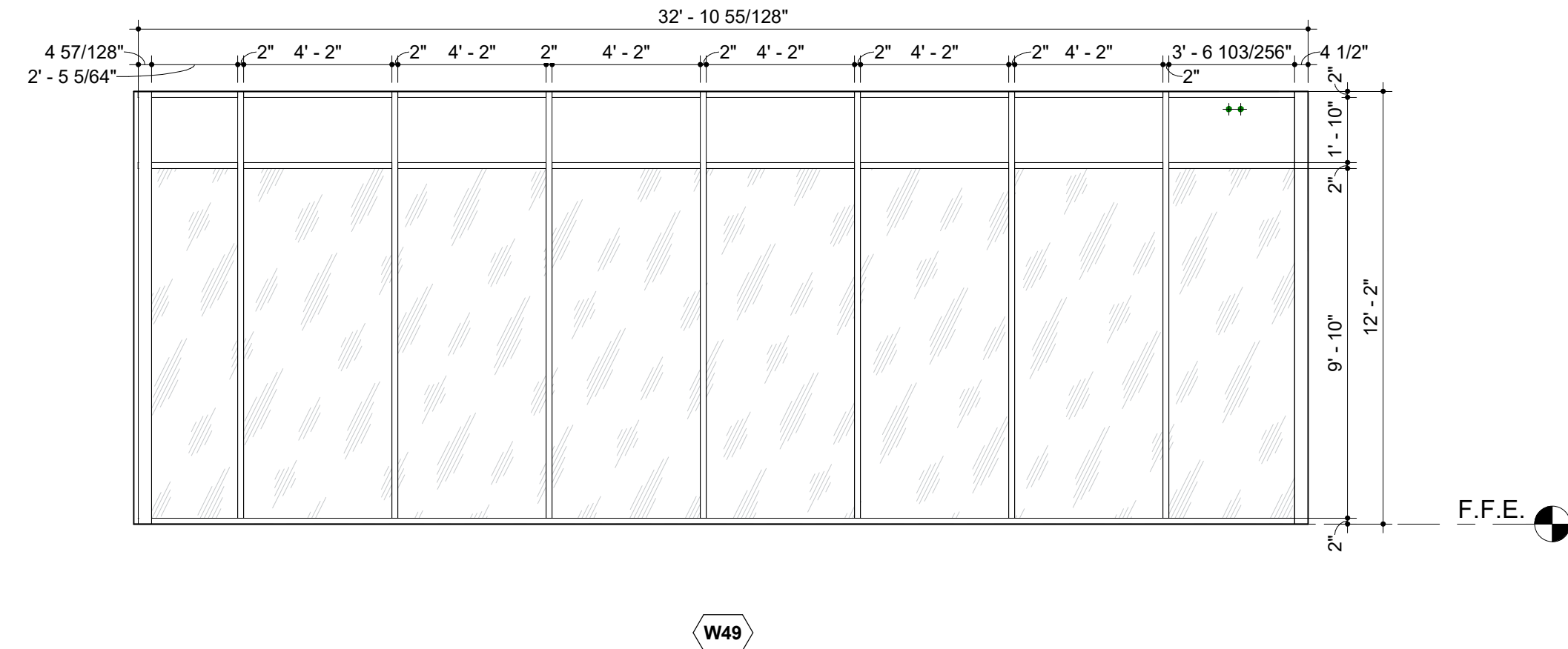
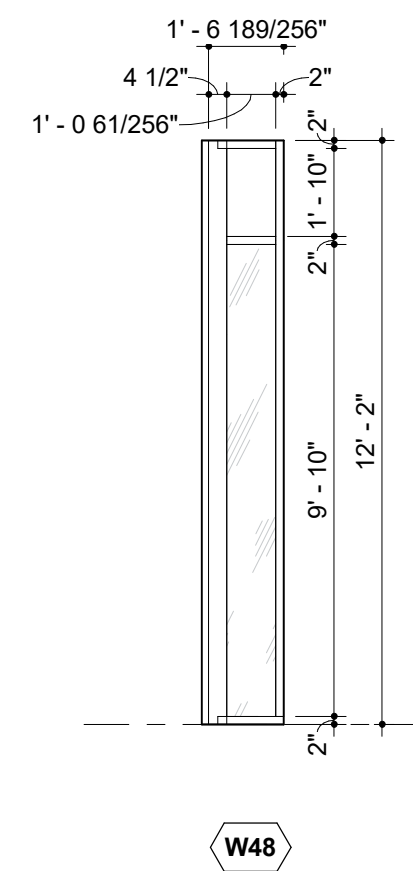
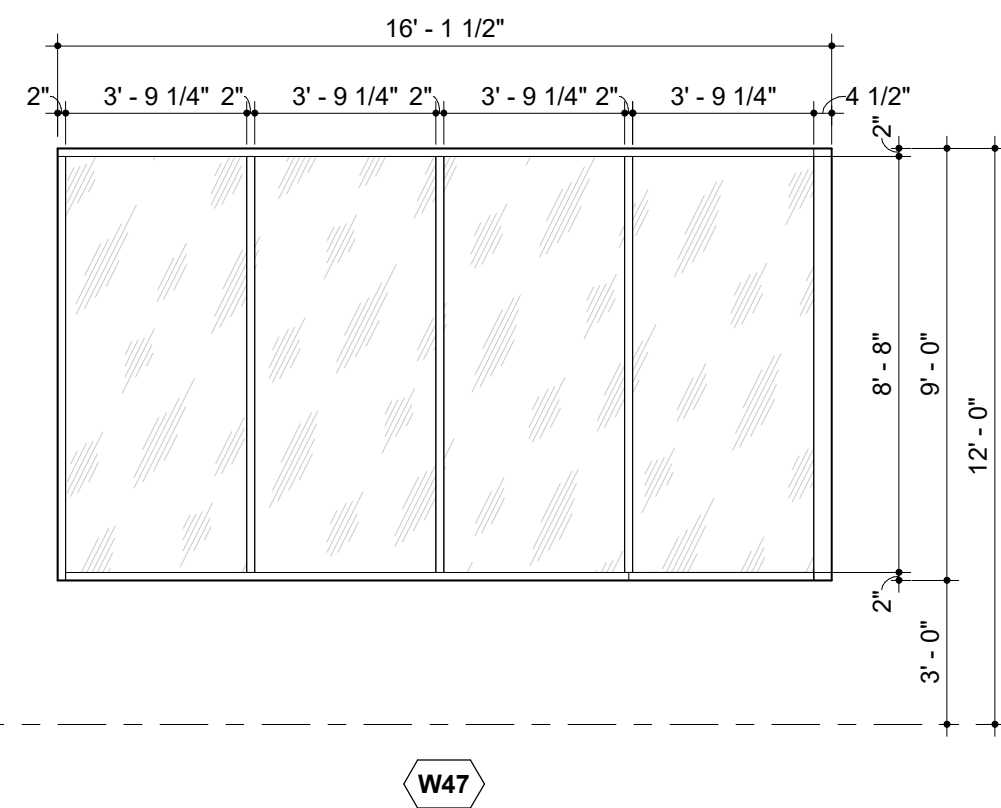
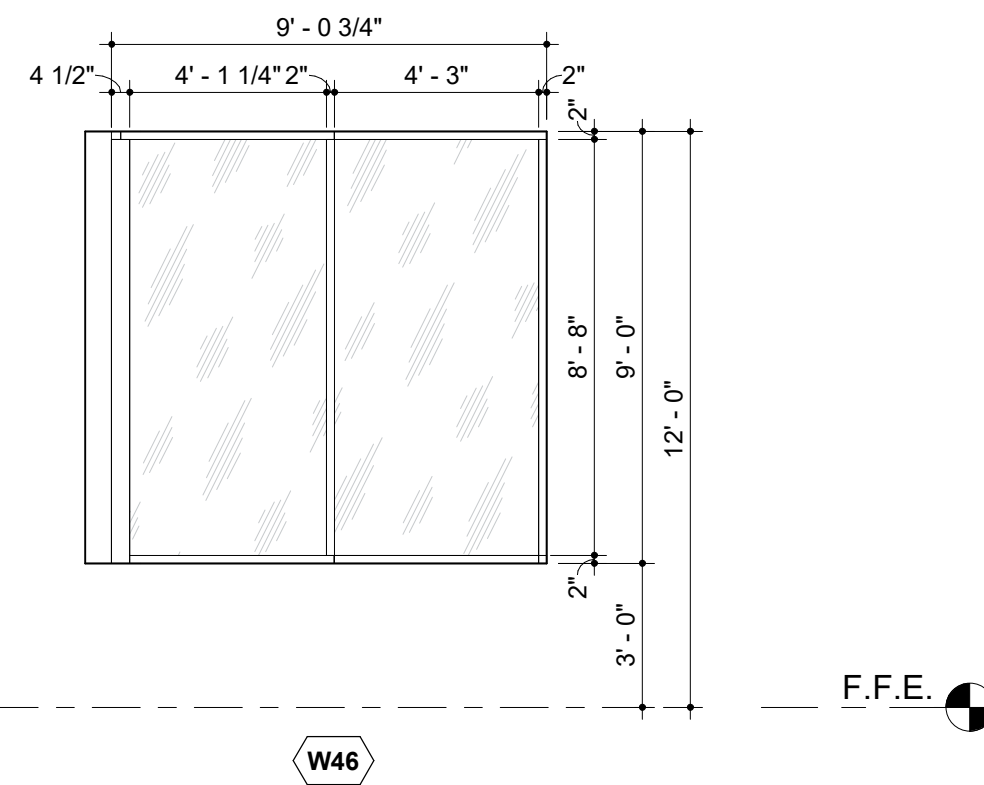
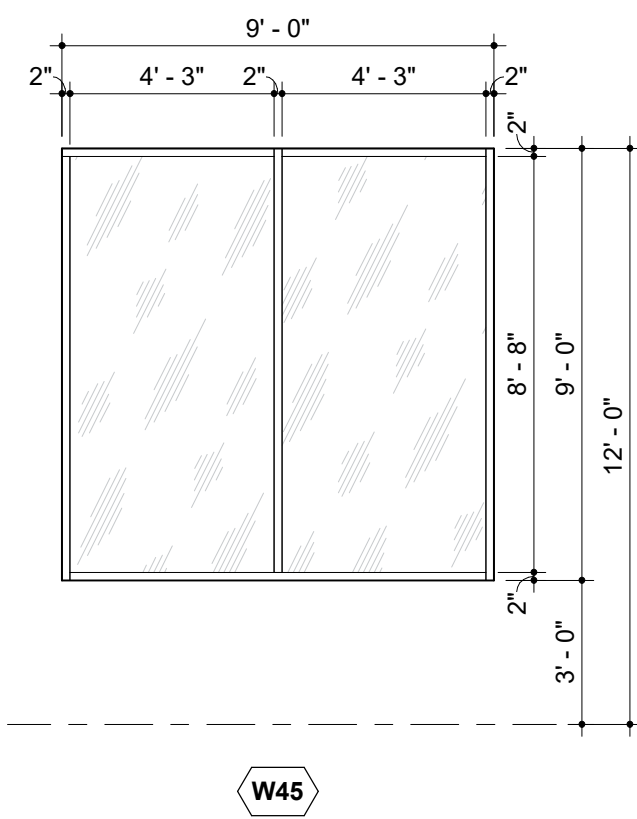
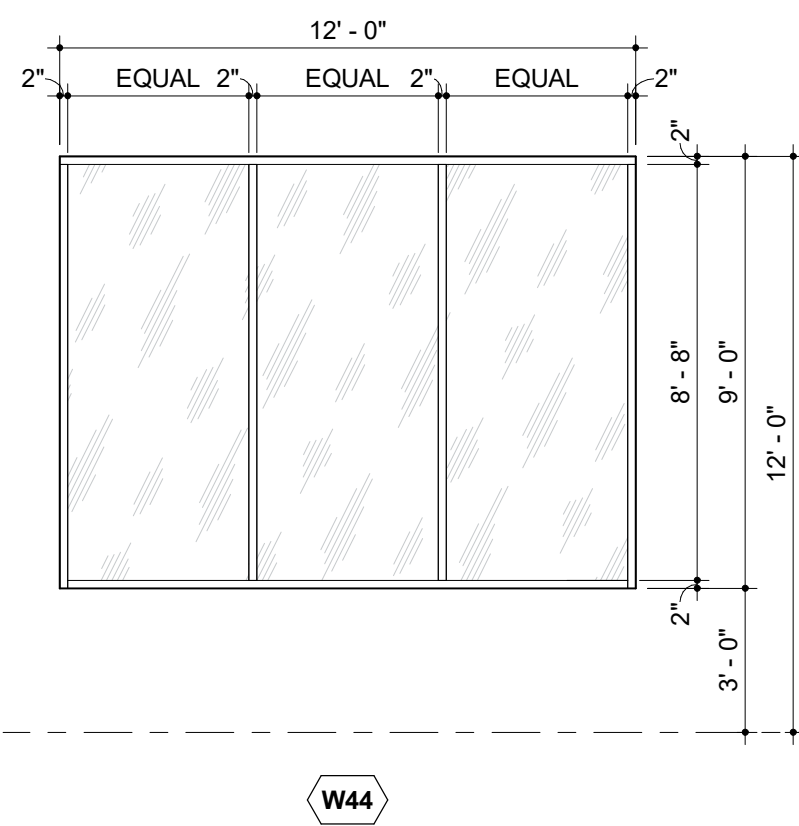
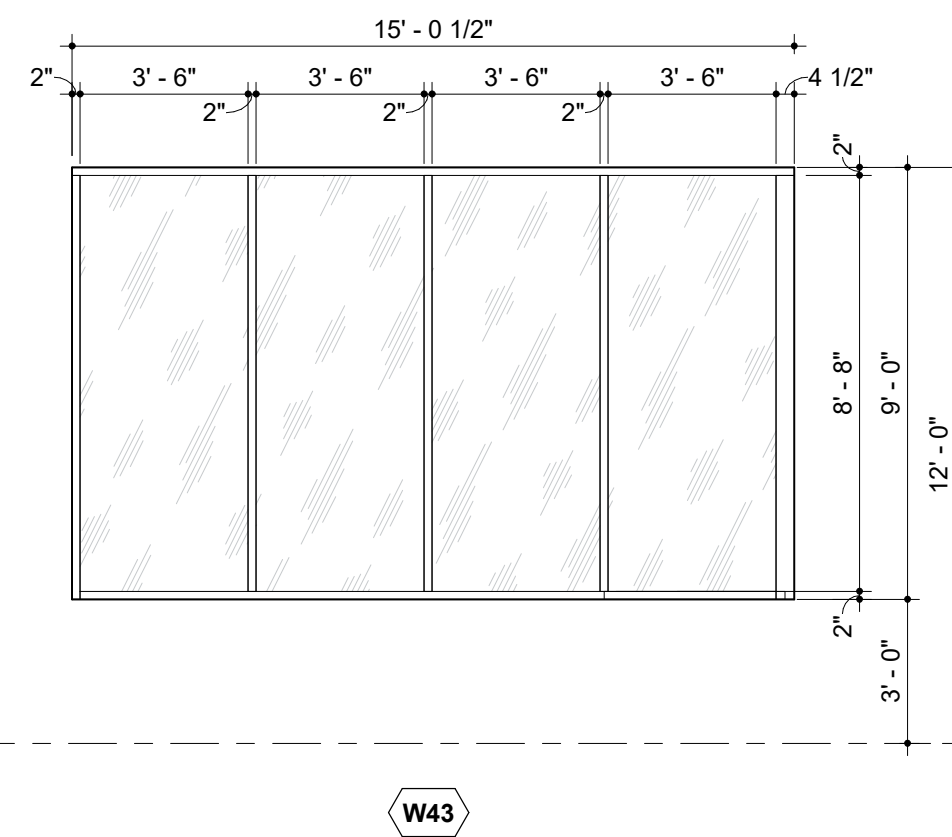
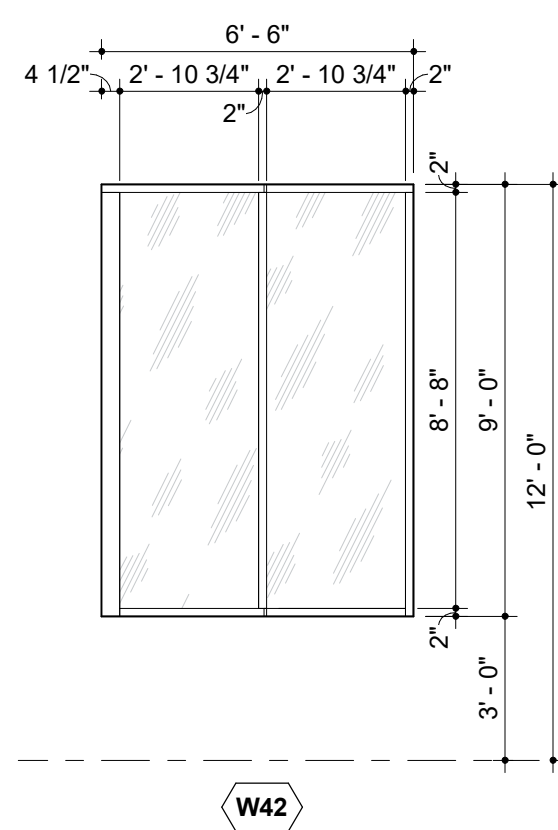
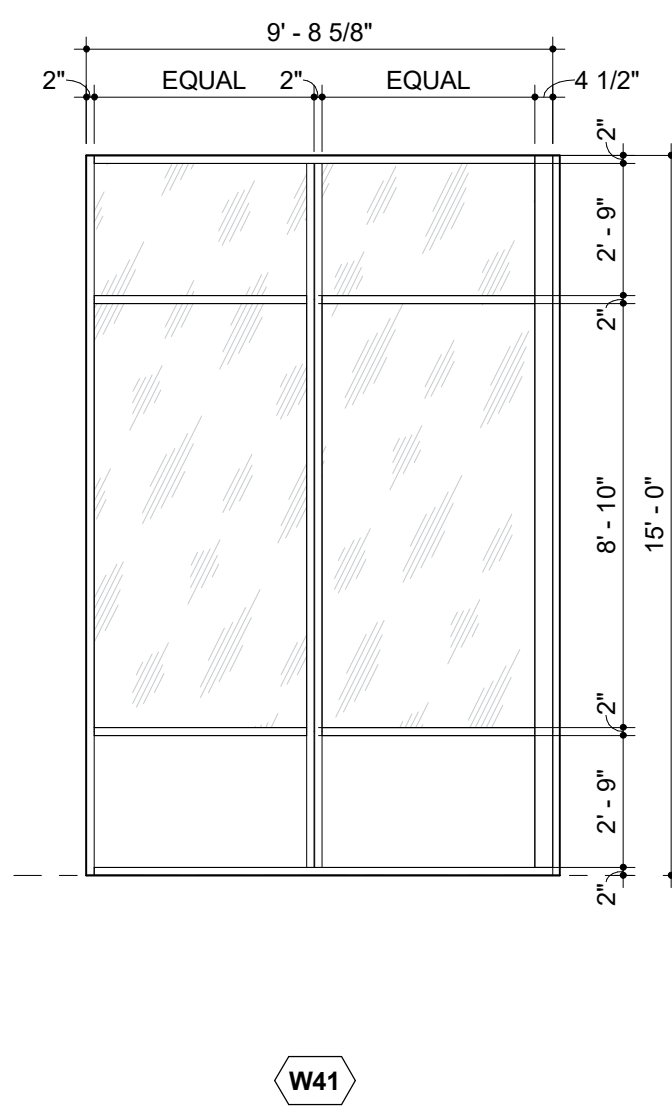
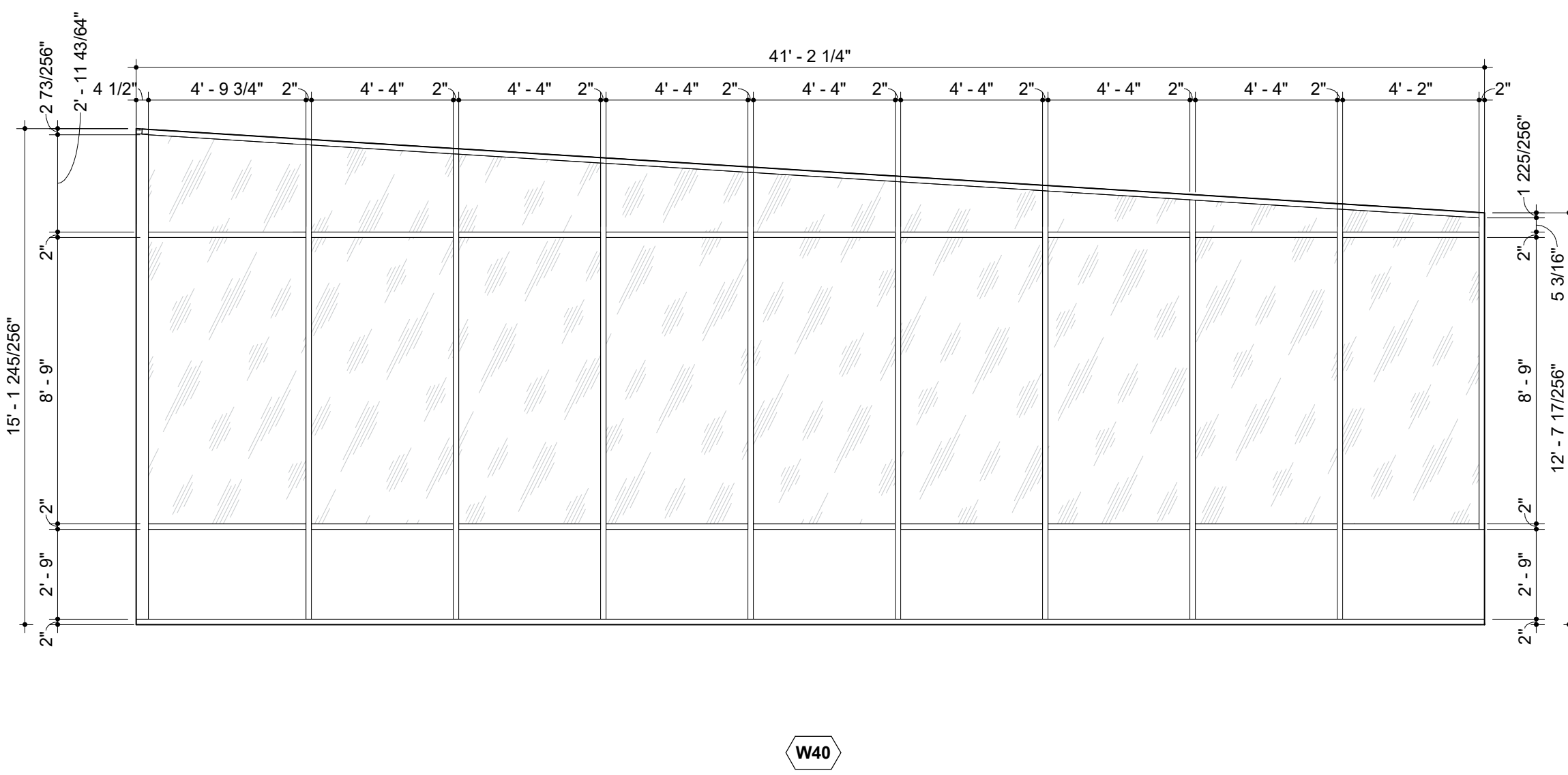
7/26/2024 9:56:21 AM

WINDOW TYPES



GLAZING LEGEND

NAME	DESCRIPTION
GLZ 1	CLEAR GLASS
GLZ 2	CLEAR TEMPERED GLASS
GLZ 3	TINTED GLASS
GLZ 4	TINTED TEMPERED GLASS
GLZ 5	ENTRY RESISTIVE GLASS
GLZ 6	OPAQUE SPANDREL GLASS
GLZ 7	TRANSLUCENT PANEL SYSTEM
GLZ 8	FROSTED GLASS
GLZ 9	FROSTED TEMPERED GLASS

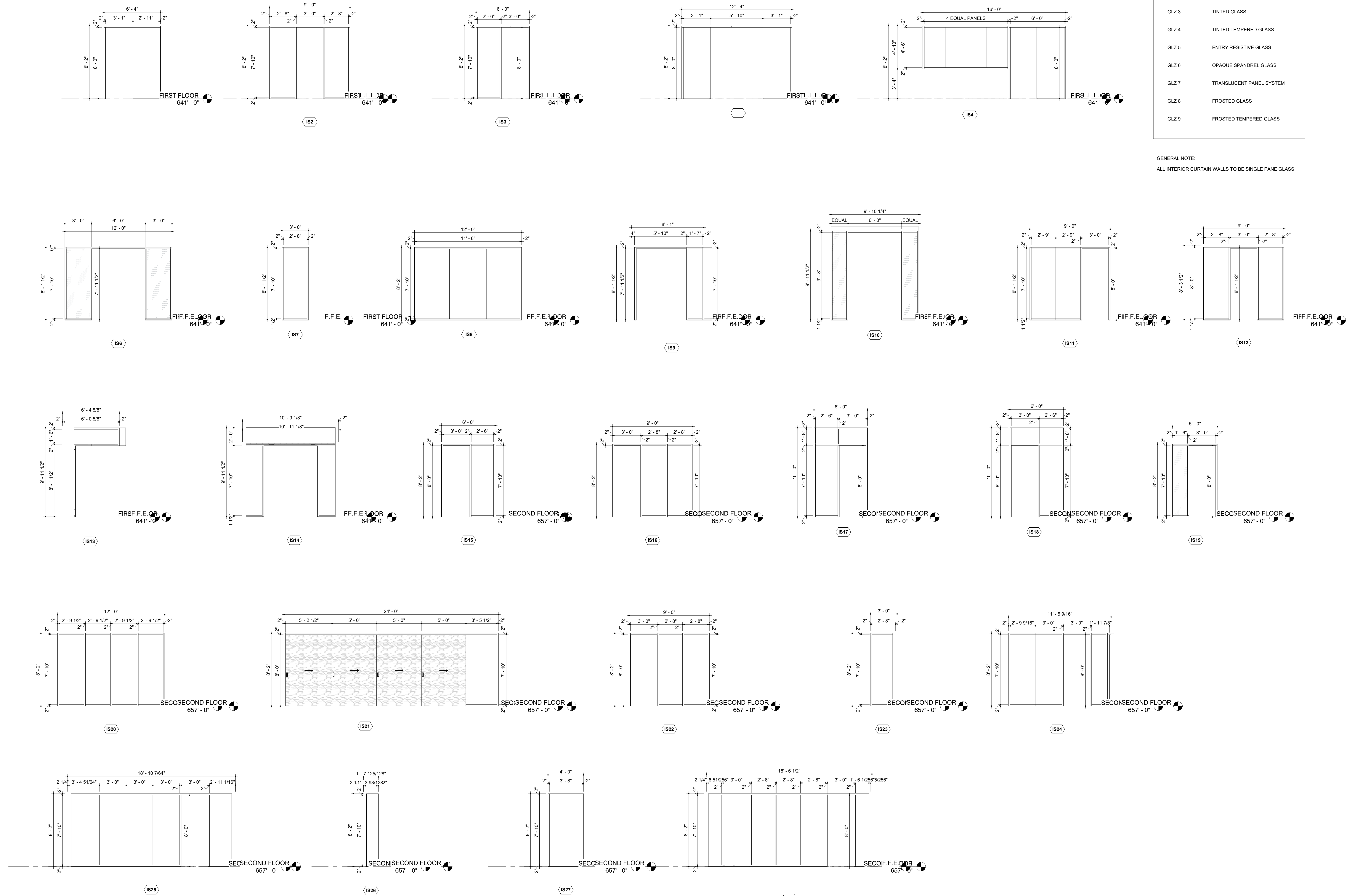


WINDOW TYPES

GLAZING LEGEND

NAME	DESCRIPTION
GLZ 1	CLEAR GLASS
GLZ 2	CLEAR TEMPERED GLASS
GLZ 3	TINTED GLASS
GLZ 4	TINTED TEMPERED GLASS
GLZ 5	ENTRY RESISTIVE GLASS
GLZ 6	OPAQUE SPANDREL GLASS
GLZ 7	TRANSLUCENT PANEL SYSTEM
GLZ 8	FROSTED GLASS
GLZ 9	FROSTED TEMPERED GLASS

GENERAL NOTE:
ALL INTERIOR CURTAIN WALLS TO BE SINGLE PANE GLASS



FLOORING LEGEND

CPT1:
FIELD CARPET TILE

CPT2:
ACCENT CARPET TILE

CPT3:
ACCENT CARPET TILE

CPT4:
ACCENT CARPET TILE

CPT5:
WALK-OFF CARPET TILE

CN1 / CN2:
CONCRETE
(RE: ROOM FINISH SCHEDULE)

T1 / T3:
12"x24" PORCELAIN TILE
(RE: ROOM FINISH SCHEDULE)

RB1:
RUBBER SPORTS FLOOR

MCT1:
MARMOLEUM COMPOSITION TILE

SPECIALTY FINISH AS NOTED
(PROVIDED FOR REFERENCE
ONLY. REFER TO FINISH
SCHEDULE FOR COMPLETE LIST
OF ACCENT WALL LOCATIONS)

GENERAL FINISH NOTES:

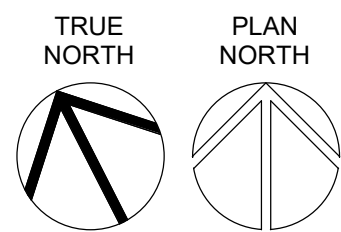
1. FLOOR TRANSITIONS TO BE CENTERED BENEATH DOORS (IN THE FULLY CLOSED POSITION), TYPICAL THROUGHOUT.

2. REFER TO FINISH LEGEND & FLOORING DETAILS FOR TRANSITION TYPES BASED ON FLOORING MATERIALS.

3. FINISH PLAN PROVIDED FOR REFERENCE ONLY. REFER TO FINISH SCHEDULE / LEGEND FOR COMPLETE LIST OF FINISHES AND THEIR RESPECTIVE LOCATIONS.

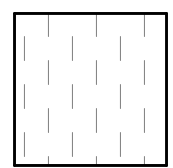


1 FLOOR FINISH PLAN
FLOOR FINISH PLAN-FIRST FLOOR
1/8" = 1'-0"




FLOORING LEGEND


CPT1:
FIELD CARPET TILE



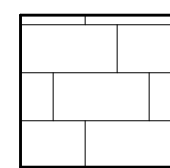
CN1 / CN2:
CONCRETE
(RE: ROOM FINISH SCHEDULE)



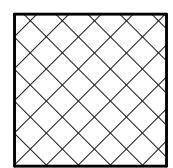
CPT2:
ACCENT CARPET TILE



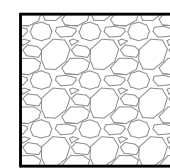
T1 / T3:
12"x24" PORCELAIN TILE
(RE: ROOM FINISH SCHEDULE)



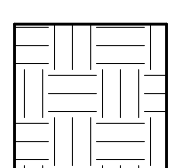
CPT3:
ACCENT CARPET TILE




RB1:
RUBBER SPORTS FLOOR



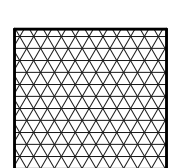
CPT4:
ACCENT CARPET TILE



MCT1:
MARMOLEUM COMPOSITION TILE



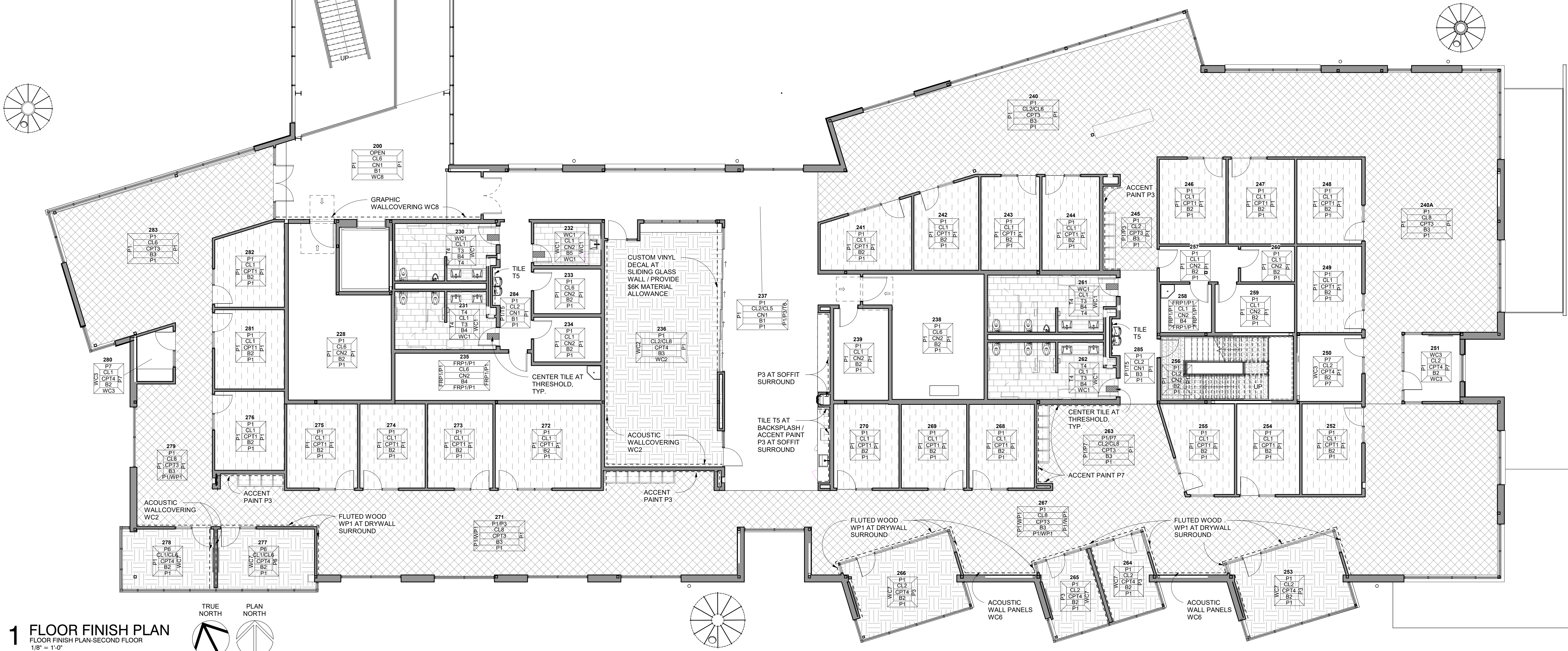
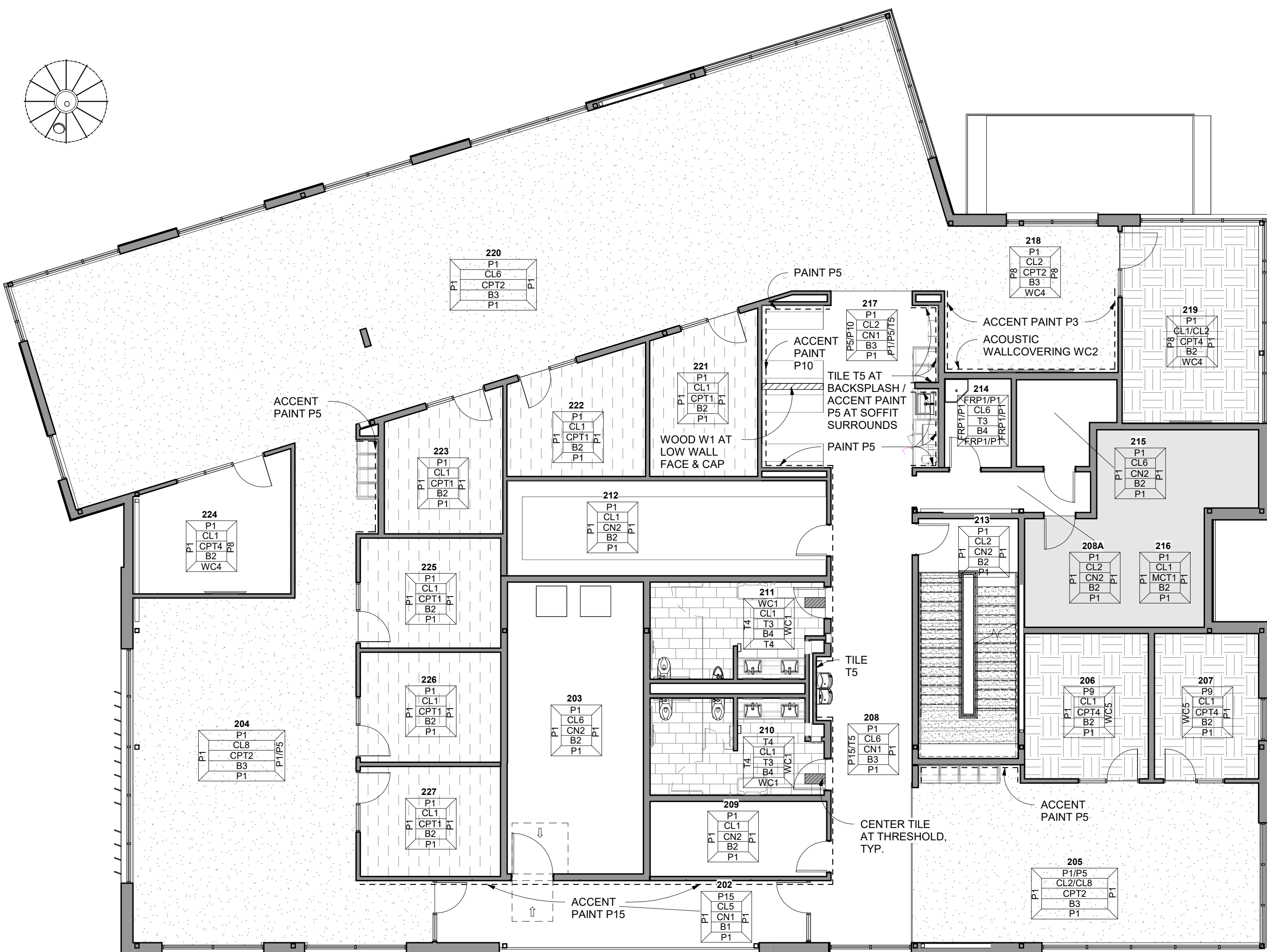
CPT5:
WALK-OFF CARPET TILE



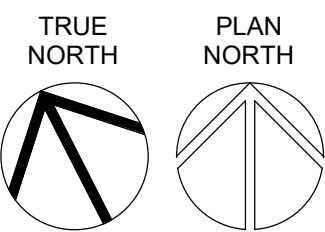
SPECIALTY FINISH AS NOTED
(PROVIDED FOR REFERENCE
ONLY, REFER TO FINISH
SCHEDULE FOR COMPLETE LIST
OF ACCENT WALL LOCATIONS)

GENERAL FINISH NOTES:

- FLOOR TRANSITIONS TO BE CENTERED BENEATH DOORS (IN THE FULLY CLOSED POSITION), TYPICAL THROUGHOUT.
- REFER TO FINISH LEGEND & FLOORING DETAILS FOR TRANSITION TYPES BASED ON FLOORING MATERIALS.
- FINISH PLAN PROVIDED FOR REFERENCE ONLY. REFER TO FINISH SCHEDULE / LEGEND FOR COMPLETE LIST OF FINISHES AND THEIR RESPECTIVE LOCATIONS.

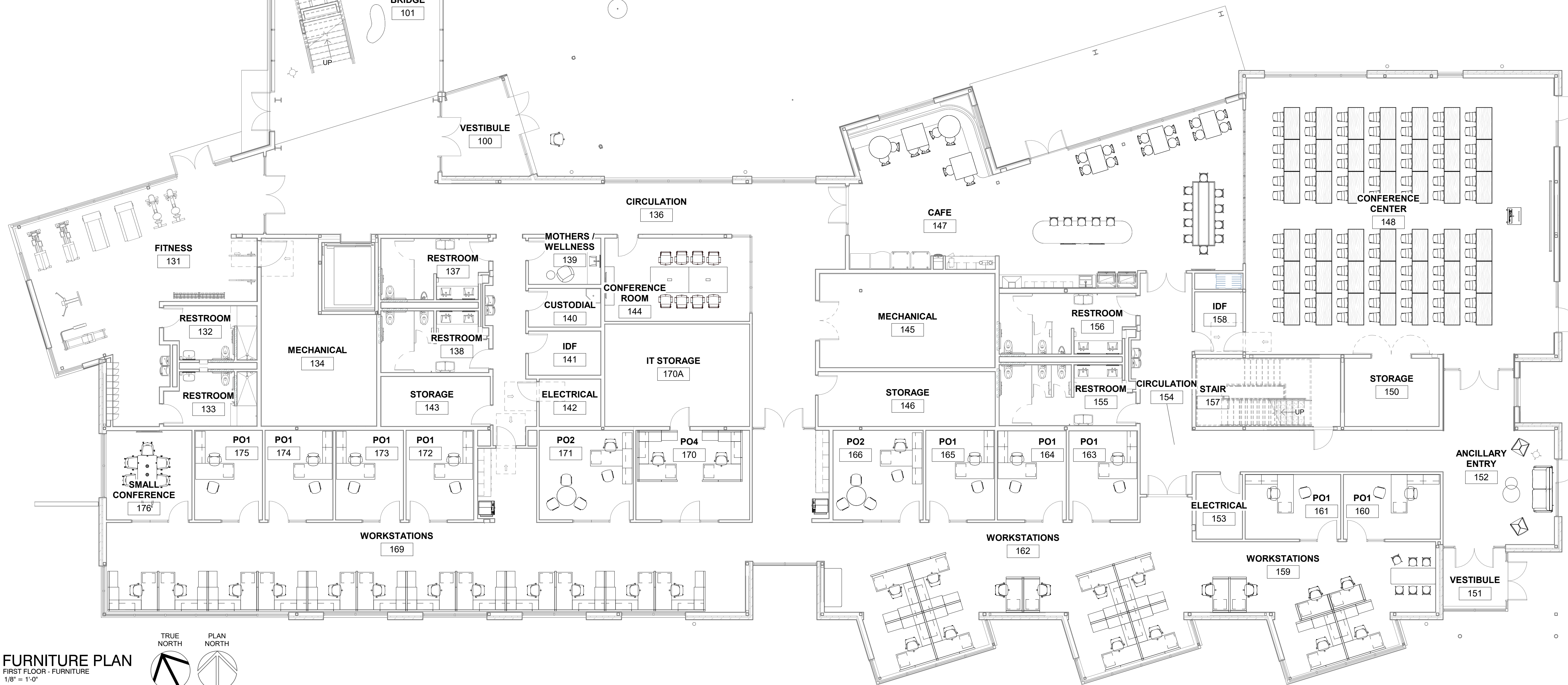
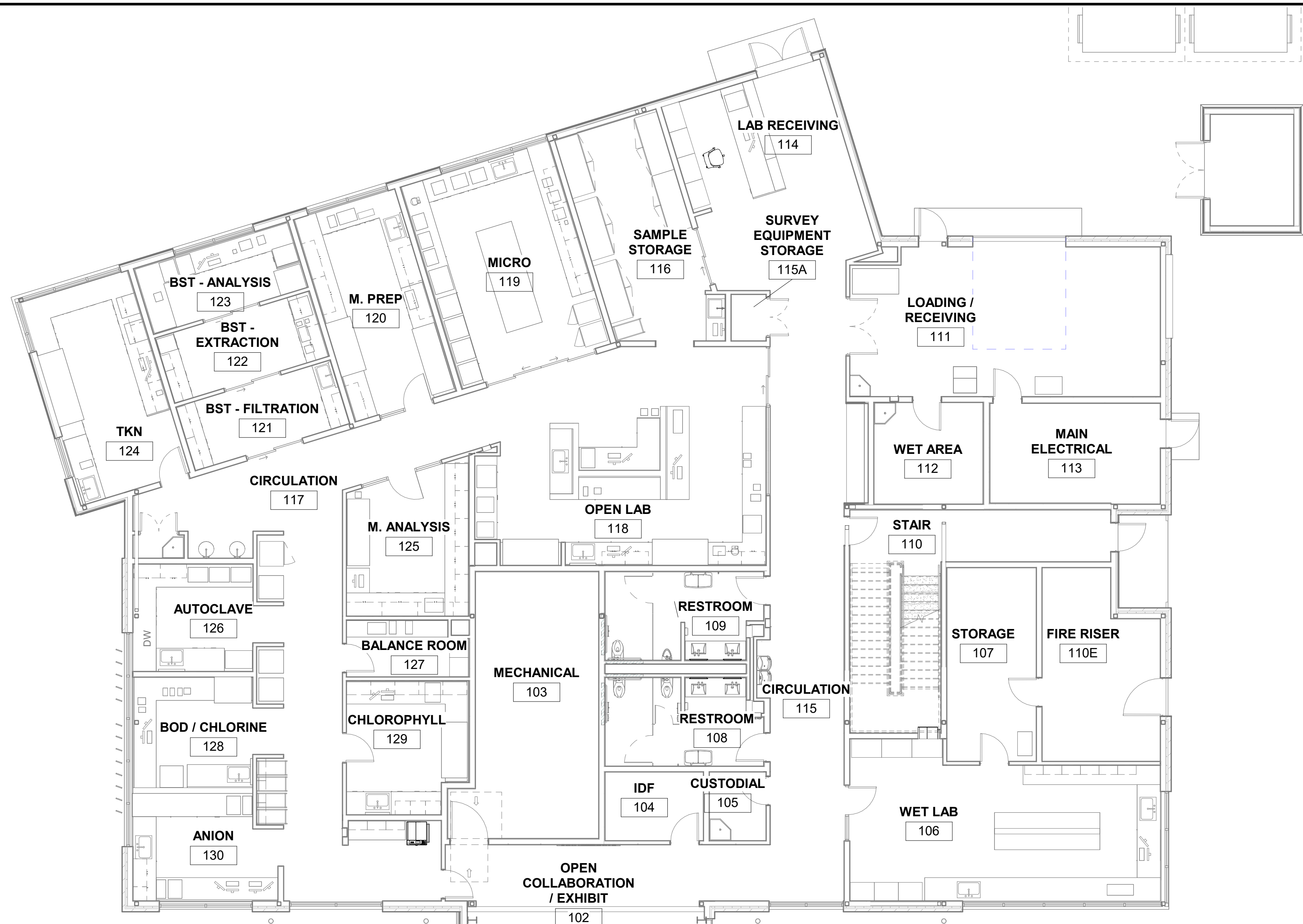


1 FLOOR FINISH PLAN
FLOOR FINISH PLAN-SECOND FLOOR
1/8" = 1'-0"

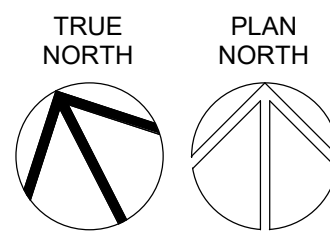


FURNITURE GENERAL NOTES

1. DRAWING PROVIDED FOR COORDINATION PURPOSES ONLY. REFER TO MEP DRAWINGS FOR BASE POWER INFEED AND FLOOR CORE LOCATIONS.
2. ALL AV EQUIPMENT IS BY TENANT. GC TO PROVIDE POWER/DATA AS REQUIRED (COORDINATE FINAL REQUIREMENTS WITH OWNER'S TECHNOLOGY VENDOR). GC TO PROVIDE & INSTALL CHIEF BACKER BOARD TV MOUNTS AS PER AV DRAWINGS, WITH NON-COM WOOD BLOCKING AS REQUIRED.



1 FURNITURE PLAN
FIRST FLOOR - FURNITURE
1/8" = 1'-0"



1. DRAWING PROVIDED FOR COORDINATION PURPOSES ONLY, REFER TO MEP DRAWINGS FOR BASE POWER INFEED AND FLOOR CORE LOCATIONS.

2. ALL A/V EQUIPMENT IS BY TENANT, GC TO PROVIDE POWER/DATA AS REQUIRED (COORDINATE FINAL REQUIREMENTS WITH OWNER'S TECHNOLOGY VENDOR). GC TO PROVIDE & INSTALL CHIEF BACKER BOARD TV MOUNTS AS PER AV DRAWINGS, WITH NON-COM WOOD BLOCKING AS REQUIRED

