

Briefing on FY 2024 Homeless Annual Report

City Council B Session

March 26, 2025



Presented By: Melody Woosley, Department of Human Services Director

FY24

HOMELESS RESPONSE
ANNUAL PERFORMANCE
AND SPENDING REPORT

Overview



Homeless Response System Structure



Homeless Count and Trends



Budget and Spending Data



Response System FY 2024 Accomplishments



FY 2025 Key Priorities

OUTREACH

Response System Coordination

- **City of San Antonio**
 - Planning and Policy Development
 - Public Safety
 - Coordination and Facilitation
 - Financial Investment
 - Direct Services
- **Close to Home**
 - HUD designated lead Continuum of Care agency
 - Program evaluation and monitoring
 - Data system governance
- **Funders**



Role of Department of Human Services

- Provide planning, coordination and oversight of the City's homelessness investments.
- Contract with external providers for outreach, shelter, housing, and services.
- **Direct Services:**
 - Community Connections Hotline
 - Homeless Street Outreach
 - Encampment Response Team
 - Homeless Veteran Coordination
 - Homeless Youth Assistance
 - Data Reporting, Dashboards, & Policy Research
 - Communications

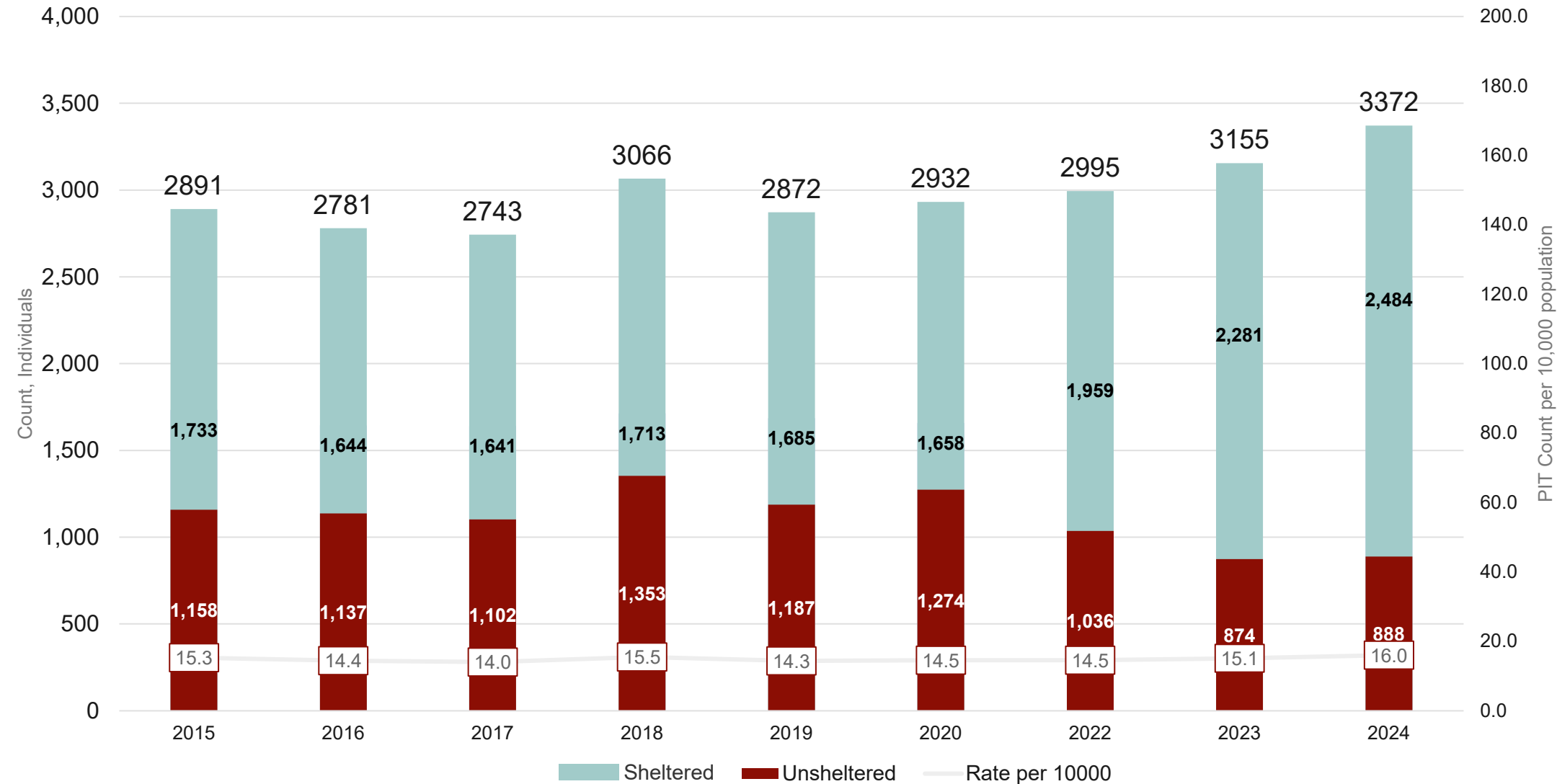


Shelter and Housing Inventory



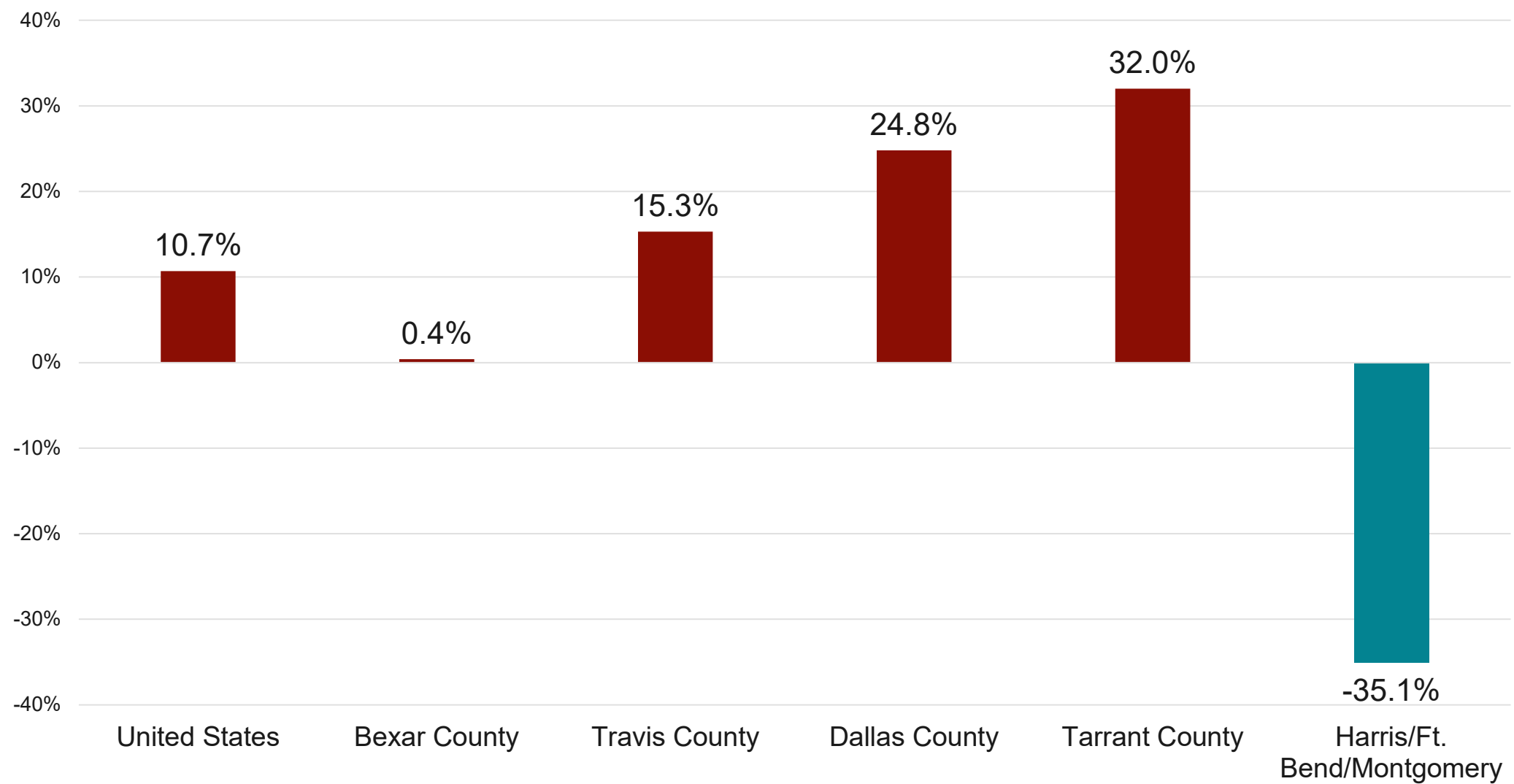
Type	2024 Inventory	Note
Low-Barrier Shelter	1,012 beds	January 2024 Housing Inventory Count, coordinated by Close to Home
Emergency Shelter	1,656 beds	
Transitional Housing	363 beds	
Rapid Rehousing and Permanent Supportive Housing (scattered-site)	1,973 units	
Permanent Supportive Housing (site-based)	124 units	Units completed in FY 2022-FY 2024 completed with SHIP partners
Public Housing	6,070 units	Total Opportunity Home inventory
Deeply Affordable Housing	1,598 units	Constructed or rehabilitated in FY 2022-FY 2024 with SHIP partners

Bexar County Area Homeless Point in Time Count



Source: Bexar County Point in Time – Close to Home 2015-2024. U.S. Census Bureau 1 Year American Community Survey (2015-2023) DP05; Bexar County

Change in Homelessness per 10,000 Population since 2015



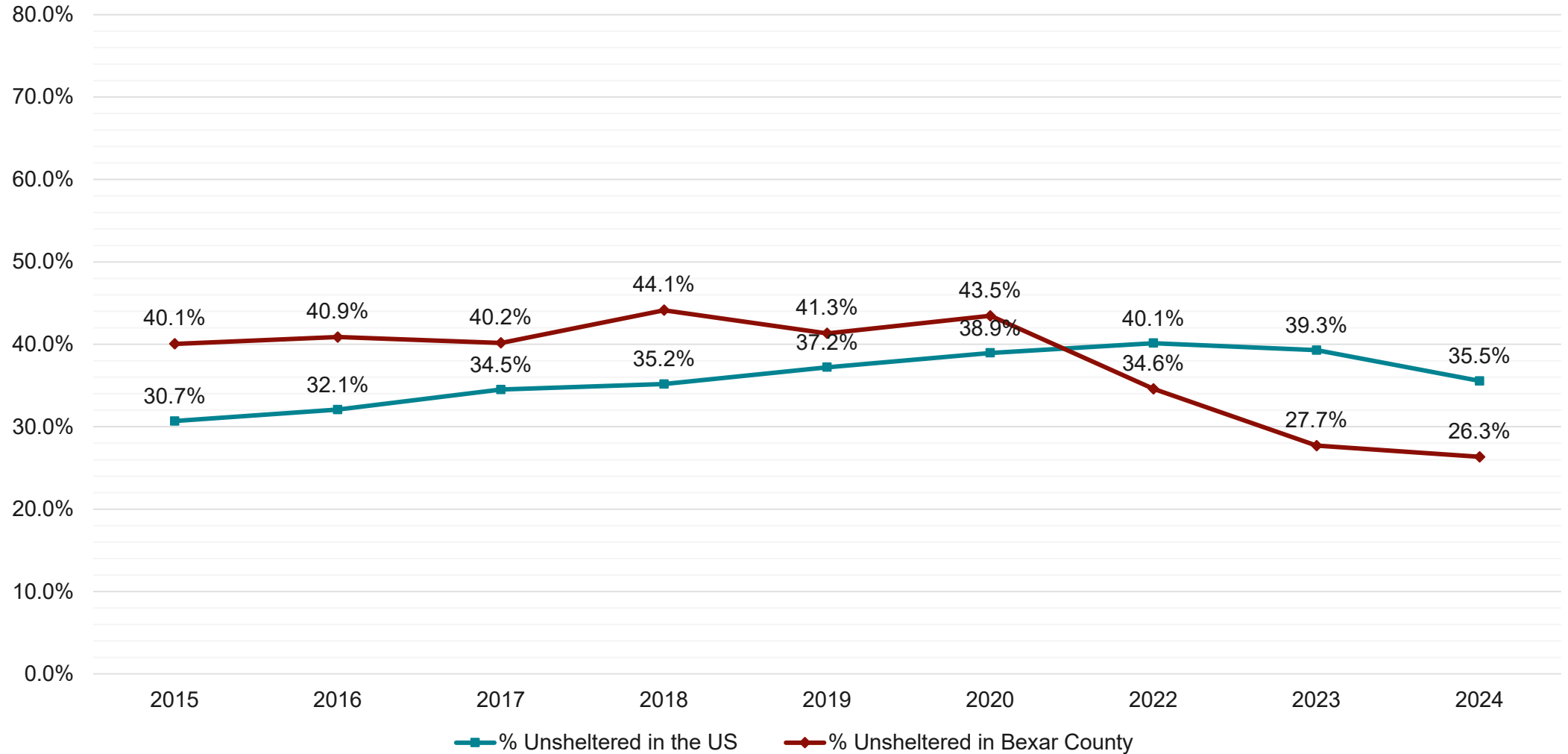
Source: National Alliance to End Homelessness, “State of Homelessness 2024”

Effectiveness of San Antonio's System



- National increase in homelessness of **33.8%** since 2014. In San Antonio, increase of **16.6%** over the same time.
- San Antonio unsheltered count decreased by **25%** over the past five years, while the U.S. has seen an increase of **29.7%**.
- Chronically homeless represent **20%** of the nation's homeless population, compared to **14%** of San Antonio's.
- Family homelessness increased in San Antonio by **11.7%** between 2023 and 2024, while nationally it increased by **39.4%**

Unsheltered as Percent of Total Homeless Population in U.S. and Bexar County



Source: Bexar County Point in Time - Close to Home 2015 - 2024; HUD AHAR 2015 - 2023

Homeless Response System Dashboard

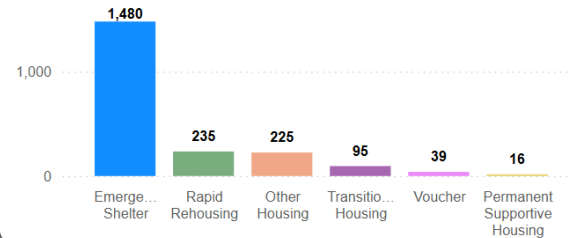
Homeless Response System
Fiscal Year 2024, October 1, 2023 - September 30, 2024

Unsheltered Individuals
sheltered or housed

2,090

Year-to-Date

Unsheltered Individuals placed into Shelter or Housing year to date



New Homeless Entries

2,271

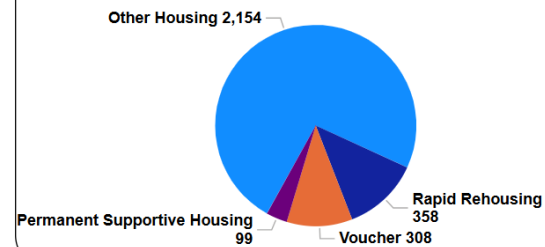
Year-to-Date

Sheltered individuals
that have been
housed

2,919

Year-to-Date

Sheltered Households placed into housing year to date



Returns to Homelessness

650

Year-to-Date

4,548

Individuals that moved
to shelter or housing

—

2,921

Newly homeless or
returns to homelessness

=

1,627

Net Individuals



[https://www.sa.gov/Directory/Departments/DHS/
Homeless-Services/Dashboards](https://www.sa.gov/Directory/Departments/DHS/Homeless-Services/Dashboards)

FY 2024 City of San Antonio Investments

Summary Table by Funding Sources		Fiscal Year 2024 Budget	FY 2024 Actual Expenditure
Breakout of Direct Cost	% of total		
Local Sources (General Fund + Solid Waste Fund)	47%	\$15,222,238	\$14,944,237
Federal HUD Grants	14%	\$4,454,524	\$3,352,289
State Grants	1%	\$417,481	\$428,982
Federal COVID Grants	38%	\$12,300,856	\$10,045,866
Total Direct Cost	100%	\$32,295,099	\$28,771,374
Breakout of Indirect Cost			
Local – General Fund			\$19,683,577
STRAC PICC Grant			\$409,644
Total Indirect Cost			\$20,093,221
Grand Total (Direct + Indirect Cost)			\$48,864,595

FY 2024 City of San Antonio Homeless Investments by Strategic Priority

Summary Table by Strategic Plan Recommendation	Fiscal Year 2024	Fiscal Year 2024
Strategic Plan Recommendation	Budgeted	Actual Expense
1. Collective Impact Leadership	\$1,391,803	\$825,572
2. Housing and service options	\$5,031,581	\$3,616,396
3. Street Outreach	\$4,637,275	\$4,131,915
4. FUSE Analysis	\$55,549	\$41,556
5. Connecting Unsheltered to Housing	\$16,536,417	\$15,396,375
Outside Strategic Plan Recommendations	Budgeted	Actual Expense
Encampment Abatements (direct & indirect*)	\$2,806,420	\$3,029,596
Homeless Prevention and Diversion	\$1,700,506	\$1,538,407
Homeless Veterans Coordination	\$195,549	\$191,556
Total	\$32,355,099	\$28,771,374

*Includes Development Services, Parks & Rec, and SAPD-SAFFE costs totaling \$880,959


FY 2024 System Accomplishments



Low Barrier, Non-congregate Shelter



Centralized Shelter Coordination Pilot



Online Dashboards



Encampment Outreach & Abatements

FY 2024 System Accomplishments



Staff Training
Framework



Permanent
Supportive Housing



Skilled Nursing Pilot
Program



90 Families in 90
Days Challenge

FY 2024

System Accomplishments

Homeless Community Court



Medical Respite Care

- Partnership with Corazon San Antonio
- Will provide 24-hour medical care beds for previously unsheltered clients
- City funded facility planning to start in FY 2025

Street Psychiatric Care

- Partnership with Christian Assistance Ministry (CAM)
- Provides psychiatric evaluation and medication management for unsheltered clients

Homeless Response System 2025 Strategic Priorities



Objective 1: Prevent Homelessness and Reduce Inflow



Objective 2: Expand Housing Options and Accelerate Housing Placements



Objective 3: Strengthen Homeless Response and Services for Youth and Young Adults (YYA)



Objective 4: Improve Coordination and Access to Domestic Violence Services



Objective 5: Improve Access to Healthcare Services



Objective 6: Strengthen Street Outreach Coordination



Objective 7: Effectively Address Equity and Accessibility



Objective 8: Strengthen System and Partner Capacity

City of San Antonio 2025 Strategic Priorities



Create annual report
on City's homeless
response efforts

Develop Community
Connections Hotline

Increase Housing
Options

Respond to 1,300
Encampments

Exceed 500 clients
placed through
Centralized Shelter
Coordination

Maximize opioid
treatment programs
for unsheltered clients

Advise on updated
strategic plan process
to be led by Close to
Home

Briefing on FY 2024 Homeless Annual Report

City Council B Session

February 26, 2025



Presented By: Melody Woosley, Department of Human Services Director